

FOR INSTRUCTIONAL USE ONLY



AIRPLANE PARTS CATALOG

SARATOGA SP
TURBO SARATOGA SP
SARATOGA II HP
PA-32R-301/301T

CARD 1 OF 2

PIPER AIRCRAFT CORPORATION

FOR INSTRUCTIONAL USE ONLY
PIPER AIRCRAFT
PA-32R-301/301T
AIRPLANE PARTS CATALOG

Published by
Technical Publications

Piper Aircraft Corporation
2926 Piper Drive
Vero Beach, Florida 32960
U.S.A.



Member of GAMA
General Aviation
Manufacturers Association

FOR INSTRUCTIONAL USE ONLY
PIPER AIRCRAFT
PA-32R-301/301T
AIRPLANE PARTS CATALOG

AEROFICHE EXPLANATION AND REVISION STATUS

The Parts Catalog information in this set of Aerofiche cards is arranged in accordance with general specifications of Aerofiche adopted by the General Aviation Manufacturer's Association.

Conversion of Aerofiche alpha/numeric code numbers:

First number is the Aerofiche card identifier.

Letter is the horizontal line reference per card.

Second number is the vertical line reference per card.

Example: 2J16 = Aerofiche card number two of given set, Grid location J16.

REVISIONS

The information compiled in this Aerofiche Parts Catalog is kept current by revisions distributed periodically. Each revision is a complete Aerofiche card replacement and supersedes Aerofiche cards of the same number in the set.

Revisions to this PA-32R-301/301T Parts Catalog issued December 5, 1979 and reissued May 27, 1999 are as follows:

<u>Effectivity</u>	<u>Publication Date</u>	<u>Aerofiche Card Effectivity</u>
ORG 791205	December 5, 1979	1 and 2
PR 800813	August 13, 1980	1 and 2
PR 810416	April 16, 1981	1 and 2
PR 810908	September 8, 1981	1 and 2
PR 820212	February 12, 1982	1 and 2
PR 820908	September 8, 1982	1 and 2
PR 830310	March 10, 1983	1 and 2
PR 830811	August 11, 1983	1 and 2
PR 840215	February 15, 1984	1 and 2
PR 840807	August 7, 1984	1 and 2
PR 930615	June 15, 1993	1 and 2
PR 990527	May 27, 1999	1 and 2

Reissued: May 27, 1999

FOR INSTRUCTIONAL USE ONLY
PIPER AIRCRAFT
PA-32R-301/301T
AIRPLANE PARTS CATALOG

INTRODUCTION

This illustrated Parts Catalog provides simple, positive identification of replacement parts for the Piper Model PA-32R-301/301T Saratoga, manufactured by the Piper Aircraft Corporation of Vero Beach, Florida.

NOTE: DO NOT USE THIS CATALOG FOR RIGGING AND INSTALLATION PURPOSES.

1. The catalog is divided into fourteen major sections as follows:
 - a. Section I to XIII inclusive contains all replacement parts for the complete airplane. Each section is subdivided and each division includes an illustration and a parts listing.
 - b. Section XIV is the Miscellaneous Group. This group includes an illustration and parts list for the Placards and Exterior Stencils, a listing of the Optional Equipment Kits, Repair kits and Special Tools, and a listing of Miscellaneous Hardware and Consumables.

2. The following is a brief explanation of the columns in the parts lists: (Refer to EXAMPLE below).
 - a. The FIGURE AND INDEX NUMBER column indicates the illustration figure number and its part index number. EXAMPLE: (2-1), the 2 is the figure number and the 1 is the index number. The figure number appears only at the top of each parts list page.
 - b. The PART NUMBER column contains the identifying number of the replacement part and this number must be shown on all parts orders.
 - c. The CODE column is for the purpose of indicating special uses of the part. An explanation of the letter code used is shown on the grid (page) preceding each parts listing and pertains to that listing only.
 - d. The NOMENCLATURE column indicates the part name. This name must be shown on all parts orders.
 - e. The NO. REQ. (Number Required) column represents the total quantity of parts used per figure when the part is not indented and the quantity of parts used per assembly when the part is indented. The symbol AR listed in this column means As Required.
 - f. The SERIAL NUMBERS AFFECTED column indicates the part application by airplane serial number.

EXAMPLE

Figure and Index Number	Part Number	Code	NOMENCLATURE	No. Req.	SERIAL NUMBERS AFFECTED
2-1	XXXXX-XX		DOOR ASSEMBLY - Baggage compartment	X	
-2	XXXXX-XX		* TUBE ASSEMBLY - Baggage door latch	X	
-3	XXXXX-XX		** CLEVIS - Door latch tube assembly	X	
-4	XXXXX-XX		** CLIP - Door latch tube assembly	X	

In the nomenclature column, the next higher assembly relationship of items covered is shown by the degree of indentation of each item and is indicated by an asterisk (*). One asterisk signifies one indentation, two signifies two indentions, etc. The example listing above is interpreted as follows:

If the DOOR ASSEMBLY (not indented) is ordered, it will include the three items indented under the DOOR ASSEMBLY.

If the TUBE ASSEMBLY (indented one space) is ordered, it will include the two items indented under the TUBE ASSEMBLY.

If you want only a CLEVIS or CLIP, you order only that item.

**PIPER AIRCRAFT
PA-32R-301/301T
AIRPLANE PARTS CATALOG**

3. Piper Aircraft will supply all attaching parts to its customers in any quantity. When purchasing the attaching parts such as nuts, bolts, washers, cotter pins, etc. from Piper Aircraft the customer or service center need only order the part(s) needed.
4. All items of Optional Equipment are contained in the parts list in their proper sequence and sections. These items were not marked optional, since they are fully identified by their descriptions.

**HOW TO IDENTIFY A PART
IF YOU KNOW WHAT IT LOOKS LIKE
AND KNOW WHERE IT IS LOCATED**

1. Refer to Figure 1 to determine the section number in which the part is used.
2. Refer to the Table of Contents and locate the section. Note the figure numbers that illustrate the various subgroups of this main section. Select the figure title you think might contain the part you wish to identify and proceed to the grid (page) specified. If you don't find the part on this illustration, try another figure in this group.
3. Refer to Figure and Index Number in the parts listing for description of the part.

HOW TO ORDER PARTS

When ordering parts for your Piper airplanes, please observe the following instructions:

1. Place your order with your local distributor or service center.
2. Specify the model and serial number of your airplane.
3. Specify Part Number, Name, Type and Quantity Required.
4. Specify the method of shipment — freight, express, parcel post, air express, air freight or air parcel post. Where the nature of the shipment requires it or when no instructions are given, we reserve the right to ship the most suitable way.
5. Request price and delivery information prior to order placement.

GENERAL INFORMATION

1. Shortages
All orders are checked before leaving our Shipping Department. A packing slip is enclosed with the shipment. Claims for errors or shortages must be made within three days after receipt of orders.
2. Returned Goods
No material should be returned without first securing written permission. Material sent in without notice will be held at the owner's risk for thirty days and will then be disposed of as we see fit.

Transportation charges must be prepaid on returned goods or the shipment will be refused.

3. Transportation Liabilities
The Piper Aircraft Corporation cannot be held liable for damages to parts in transit from the factory. If a shipment is received in a damaged condition, have the delivery man or transportation company make a notation of the damage and file your claim with the carrier. In case of concealed damage, do not attempt to remove the part from the shipping container, or try to repair the damage, call the carrier and have their claim agent inspect the damage before filing your claim with the carrier.

FOR INSTRUCTIONAL USE ONLY
PIPER AIRCRAFT
PA-32R-301/301T
AIRPLANE PARTS CATALOG

MODEL SERIAL NUMBER INFORMATION

The serial numbers of the PA-32R-301 Saratoga SP aircraft covered by this Parts Catalog are as follows:

1980	32R-8013001 thru 32R-8013139
1981	32R-8113001 thru 32R-8113123
1982	32R-8213001 thru 32R-8213060
1983	32R-8313001 thru 32R-8313030
1984	32R-8413001 thru 32R-8413024
1985	32R-8513001 thru 32R-8513016
1986	32R-8613001 thru 32R-8613005, 3213001, 3213002
1987	3213003 thru 3213008
1988	3213009 thru 3213019
1989	3213020 thru 3213033, 3213035
1990	3213034, 3213036, 3213037
1992	3213038 thru 3213041

The Serial Numbers of the PA-32R-301T Turbo Saratoga SP aircraft covered by this Parts Catalog are as follows:

1980	32R-8029001 thru 32R-8029110, 32R-8029121
1981	32R-8129001 thru 32R-8129114
1982	32R-8229001 thru 32R-8229068
1983	32R-8329001 thru 32R-8329040
1984	32R-8429001 thru 32R-8429027
1985	32R-8529001 thru 32R-8529020
1986	32R-8629001 thru 32R-8629005, 3229001, 3229002
1987	32R-8629006, 3229003

The Serial Numbers of the PA-32R-301 Saratoga II HP aircraft covered by this Parts Catalog are as follows:

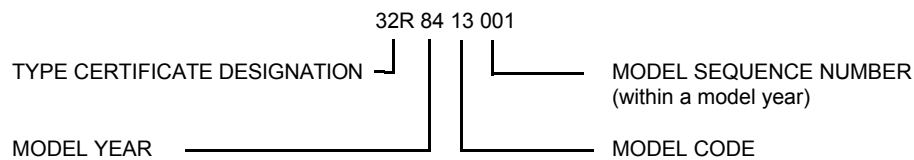
1994	3213042 thru 3213084
1995	3213085 thru 3213103

SERIAL NUMBER EXPLANATION

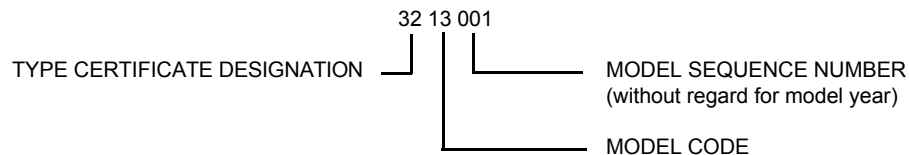
The Serial Number on the Manufacturer's Identification Plate is based on either a 3- or 4-set numbering system. In the 4-set system, the first set defines the Type Certificate Designation, the second set is the Model Year, the third set is the Model Code, while the fourth set is the Model Sequence Number (within a model year).

The 3-set system omits the model year and begins a new sequence with 3213001 for the PA-32R-301, and 3229001 for the PA-32R-301T. This new sequence continues without renumbering for a new year.

EXAMPLE (with model year)



EXAMPLE (without model year)



FOR INSTRUCTIONAL USE ONLY
PIPER AIRCRAFT
PA-32R-301/301T
AIRPLANE PARTS CATALOG

STANDARD PAINT CHART

	MFG. NO.	PIPER PART NUMBER	
EXTERIOR		QUART	GALLON
POLYURETHANE ENAMEL (Dupont Imron)			
Baja Yellow	H7850U	4175 461	1175 461
Juneau White	H7848U	4175 462	1175 462
Ocala Orange	H7857UM	4175 463	1175 463
Madrid Red	H7851UM	4175 464	1175 464
Bahama Blue	H7853U	4175 465	1175 465
Avocado	H7852U	4175 466	1175 466
Las Vegas Gold	5242U	4176 121	1176 121
Dakota Black	99U	4175 467	1175 467
Denver Brown	H7859U	4176 122	1176 122
Matador Red	H7858U	4175 468	1175 468
Royal Blue	H7856U	4175 469	1175 469
Hickory Brown	H7855U	4175 470	1175 470
Silver	4531U	4176 123	1176 123
Lime Green	H7854U	4175 460	1175 460
Sage Green	K7887U	4176 132	1176 132
Firethorn	K7888UW	4176 133	1176 133
Buckskin	K7890U	4176 135	1176 135
Dark Blue	K7891U	4176 136	1176 136
Platinum Gray	N7819U	4176 126	1176 126
Sandalwood Tan	N7818U	4176 127	1176 127
Dark Claret	K7886U	4176 131	1176 131
Burnished Gold	N8068U	4763 528	1763 528
Light Blue	K8149U	4763 529	1763 529
Dark Saddle	N8070U	4763 530	1763 530
Dark Green	N8071U	4763 531	1763 531
Saffron	K7889UH	4763 532	1763 532
Light Sandalwood	W8275	4763 533	1763 533
Light Platinum	W8274	4763 534	1763 534
Catalyst (Activator)	912S	4179 950	1179 950
Reducer	Y8485S	4179 145	1179 145
Retarder	8100S	4179 599	1179 599
Accelerator	189S	4179 951	
POLYURETHANE PRIMER (Dupont Imron)			
Wash Primer	B9287	4170 766	1179 766
Wash Primer Thinner	K1733	4179 452	1179 452
Acid Thinner	B9289	4179 403	1179 403
INTERIOR			
INSTRUMENT PANEL			
Cadet Dark Grey (PA-46-310P)			170 902
Grey II (PA-46-350P)			170 907

NOTE: SEE SERVICE SPARES LETTER 407 FOR AVAILABILITY OF COLOR PAINT FOR THERMOPLASTIC INTERIOR PANELS.

FOR INSTRUCTIONAL USE ONLY
PIPER AIRCRAFT
PA-32R-301/301T
AIRPLANE PARTS CATALOG

TABLE OF CONTENTS

FIGURE NUMBER	FIGURE TITLE	GRID NUMBER
1	Complete Airplane	1A12, 2A12
SECTION I		
WING GROUP		
2	Wing Installation	1A15
3	Wing Leading Edge Assembly	1A20
4	Wing Trailing Edge Assembly	1A23
5	Aileron Assembly	1B4
6	Flap Assembly	1B7
SECTION II		
FUSELAGE GROUP		
7	Fuselage Assembly - Complete	1B11
8	Fuselage Upper Forward Cockpit Assembly	1B15
9	Fuselage Upper Center Cockpit Assembly	1B19
10	Fuselage Upper Aft Cockpit Assembly	1B23
11	Fuselage Lower Forward Cockpit Assembly	1C2
12	Fuselage Lower Aft Cockpit Assembly	1C6
13	Fuselage Aft Section	1C10
14	Fuselage Forward Cabin Door	1C14
15	Fuselage Aft Cabin Door	1C19
16	Fuselage Forward Baggage Door	1C24
17	Fuselage Aft Cargo Door	1D3
18	Fuselage Enclosure Installation	1D7
SECTION III		
TAIL SURFACES GROUP		
19	Tail Surfaces Installation	1D13
20	Stabilator Assembly	1D17
21	Fin Assembly	1D20
22	Rudder Assembly	1D23
SECTION IV		
LANDING GEAR GROUP		
23	Nose Gear Installation	1E3
24	Nose Gear Assembly	1E8
25	Nose Wheel Assembly (Cleveland)	1E12
26	Nose Wheel Assembly (McCauley)	1E15
27	Main Gear Installation	1E18
28	Main Gear Assembly	1E23
29	Main Wheel Assembly	1F3
30	Brake Assembly	1F6
31	Landing Gear Door Installation (PA-32R-301)	1F9
32	Landing Gear Door Installation (PA-32R-301T)	1F12
33	Hand Brake Installation	1F16
34	Toe Brake Installation	1F20
35	Toe Brake Master Cylinder Assembly	1F23

FOR INSTRUCTIONAL USE ONLY
PIPER AIRCRAFT
PA-32R-301/301T
AIRPLANE PARTS CATALOG

TABLE OF CONTENTS

FIGURE NUMBER	FIGURE TITLE	GRID NUMBER
SECTION V		
CABIN EQUIPMENT GROUP		
36	Cabin Finishing Installation	1G3
36A	Cabin Finishing Installation (PA-32R-301 s/n 3213029 and 3213042 and up)	1G10
37	Window Curtains Installation (PA-32R-301 s/n 32R-8013001 thru 32R-8113133)	1G13
	(PA-32R-301T s/n 32R-8029001 thru 32R-8129124)	
37A	Window Curtains Installation (PA-32R-301 s/n 32R-8213001 and up)	1G16
	(PA-32R-301T s/n 32R-8229001 and up)	
37B	Window Shades and Reveals Installation (PA-32R-301 s/n 3213029 and 3213042 and up)	1G19
38	Carpet Installation	1G22
39	Headliner and Forward Fresh Air Duct Installation	1H6
40	Seats Installation	1H9
41	Vertically Adjustable Front Seat Assembly	1H15
42	7th Seat Installation	1H20
43	Aft Facing Seat Assembly - Center	1H23
44	Club Seating Installation	1I2
SECTION VI		
INSTRUMENTS GROUP		
45	Instrument Panel Installation (PA-32R-301 s/n 32R-8013001 and up, 3213001 thru 3213028,	1I7
	3213030 thru 3213041, and PA-32R-301T)	
45A	Instrument Panel Installation (PA-32R-301 s/n 3213029 and 3213042 and up)	1I12
46	Vacuum System Installation	1I15
46A	Standby Vacuum System Installation	1I18
47	Pitot Static System Installation	1I21
SECTION VII		
POWER PLANT GROUP		
48	Power Plant Installation (PA-32R-301)	1J1
49	Power Plant Installation (PA-32R-301T)	1J6
50	Engine Instrument Lines Installation (PA-32R-301T)	1J11
51	Engine Exhaust System Installation (PA-32R-301 s/n 32R-8013001 and up,	1J14
	3213001 thru 3213028, 3213030 thru 3213041, and PA-32R-301T)	
51A	Engine Exhaust System Installation (PA-32R-301 s/n 3213029 and 3213042 and up)	1J17
52	Engine Baffle Installation (PA-32R-301 s/n 32R-8013001 and up, 3213001 thru 3213028,	1J20
	3213030 thru 3213041)	
53	Engine Baffle Installation (PA-32R-301T)	1J23
53A	Engine Baffle Installation (PA-32R-301 s/n 3213029 and 3213042 and up)	1K2
54	Engine Cowl Assembly (PA-32R-301 s/n 32R-8013001 and up, 3213001 thru 3213028,	1K5
	3213030 thru 3213041)	
55	Engine Cowl Assembly (PA-32R-301T)	1K8
55A	Engine Cowl Assembly (PA-32R-301 s/n 3213029 and 3213042 and up)	1K11
56	Two Blade Propeller Assembly (Hartzell) (PA-32R-301)	1K14
56A	Three Blade Propeller Assembly (Hartzell) (PA-32R-301)	1K17
57	Two Blade Propeller Assembly (Hartzell) (PA-32R-301T)	1K20
58	Three Blade Propeller Assembly (Hartzell) (PA-32R-301T)	1K23
59	Engine Controls Installation (PA-32R-301)	1L2
60	Engine Controls Installation (PA-32R-301T)	1L7

FOR INSTRUCTIONAL USE ONLY
PIPER AIRCRAFT
PA-32R-301/301T
AIRPLANE PARTS CATALOG

TABLE OF CONTENTS

FIGURE NUMBER	FIGURE TITLE	GRID NUMBER
SECTION VIII		
FUEL SYSTEM GROUP		
61	Forward Fuel System Installation (PA-32R-301).....	2A15
62	Aft Fuel System Installation (PA-32R-301).....	2A18
63	Forward Fuel System Installation (PA-32R-301T).....	2A22
64	Aft Fuel System Installation (PA-32R-301T)	2B1
65	Fuel Tank Assemblies	2B5
SECTION IX		
CONTROL SYSTEM GROUP		
66	Aileron Control Installation	2B9
67	Flap Control Installation (PA-32R-301 s/n 32R-8013001 thru 32R-8413024)..... (PA-32R-301T s/n 32R-8029001 thru 32R-8429028)	2B13
67A	Flap Control Installation (PA-32R-301 s/n 32R-8513001 and up)..... (PA-32R-301T s/n 32R-8529001 and up)	2B17
68	Stabilator Control Installation	2B21
69	Stabilator Trim Installation.....	2B24
70	Rudder Control Installation	2C4
71	Rudder Trim Mechanism Installation.....	2C7
72	Control Wheel Installation	2C10
73	Rudder Pedal Installation.....	2C14
SECTION X		
HYDRAULIC SYSTEM GROUP		
74	Hydraulic System Installation	2C17
SECTION XI		
ENVIRONMENTAL GROUP		
75	Cabin Heat and Defroster System	2C21
76	Aft Fresh Air Duct Installation	2D2
77	Air Conditioning Compressor, Refrigerant Lines and Alternator Installation	2D5
78	Air Conditioning Duct and Evaporator Installation	2D9
79	Air Conditioning Condenser Installation.....	2D12
80	Oxygen System Installation (Fixed)	2D15
80A	Pneumatic Deicer Installation (PA-32R-301T s/n 32R-8129012 and up).....	2D19
SECTION XII		
ELECTRICAL SYSTEM GROUP		
81	Electrical System Installation	2D23
82	Instrument Panel Electrical Installation	2E4
82A	Main Switch Panel Assembly (PA-32R-301 s/n 3213029 and 3213042 and up).....	2E8
82B	Annunciator Panel Assembly (PA-32R-301 s/n 3213029 and 3213042 and up)	2E11
82C	Circuit Breaker Panel Assembly (PA-32R-301 s/n 3213029 and 3213042 and up).....	2E14
83	Air Conditioning Electrical Installation.....	2E17
84	Battery Box Installation	2E20
85	External Power Supply Installation	2E23
86	Alternator Assembly (60 amp Prestolite)	2F2
87	Alternator Assembly and Installation (90 amp Ford).....	2F5
88	Strobe Lights Installation.....	2F8
88A	Two Blade Heated Propeller System Installation (PA-32R-301T).....	2F11
88B	Three Blade Heated Propeller System Installation (PA-32R-301T)	2F14
88C	Heated Glass Panel Installation (PA-32R-301T s/n 32R-8129012 and up).....	2F17

FOR INSTRUCTIONAL USE ONLY
PIPER AIRCRAFT
PA-32R-301/301T
AIRPLANE PARTS CATALOG

TABLE OF CONTENTS

FIGURE NUMBER	FIGURE TITLE	GRID NUMBER
SECTION XIII		
ELECTRONICS GROUP		
89	Electric Trim Installation	2F21
90	AutoFlite II Installation	2F24
91	AutoControl III B Installation (PA-32R-301 s/n 32R-8013001 thru 32R-8013150)..... (PA-32R-301T s/n 32R-8029001 thru 32R-8029131)	2G3
91A	Century 21 AutoPilot Installation (PA-32R-301 s/n 32R-8113001 and up)..... (PA-32R-301T s/n 32R-8129001 and up)	2G6
91B	Century 31 AutoPilot Installation (PA-32R-301 s/n 32R-8413007 and up)..... (PA-32R-301T s/n 32R-8429001 and up)	2G9
92	AltiMatic III C Installation (PA-32R-301 s/n 32R-8013001 thru 32R-8113133)..... (PA-32R-301T s/n 32R-8029001 thru 32R-8129124)	2G12
92A	Century 41 AutoPilot Installation (PA-32R-301 s/n 32R-8113001 and up)..... (PA-32R-301T s/n 32R-8129001 and up)	2G16
92B	King KFC-200 AutoPilot Installation	2G19
92C	King KAP 100/150 KFC 150 AutoPilot Installation (PA-32R-301 s/n 32R-8413001 and up)..... (PA-32R-301T s/n 32R-8429001 and up)	2G22
93	Piper Automatic Locator (ELT 10) Installation (Narco Avionics)	2H1
93A	Piper Automatic Locator (ELT 910) Installation (Narco Avionics)	2H4
94	Radar Altimeter Installation (Bonzer)	2H7
95	Radar Altimeter Installation (King)	2H10
96	Encoder Installation (Narco AR850 and United 5125-P3)	2H13
97	Radio, Antenna System and Static Wicks Installation	2H16
98	Audio Selector Assembly	2H20
99	Radar System Installation (RCA)	2H23
99A	Radar System Installation (Norton)	2I2
100	Avionics Cooling Installation	2I5
	Radio Installation Drawings	2I8
SECTION XIV		
MISCELLANEOUS GROUP		
101	Placards and Exterior Stencils (PA-32R-301 s/n 32R-8013001 and up, 3213001 thru 3213028, 3213030 thru 3213041, and PA-32R-301T)	2I11
102	Placards Installation (PA-32R-301 s/n 3213029 and 3213042 and up)..... Optional Equipment Kits and Repair Kits	2I15 2I19
NUMERICAL INDEX		2I23

FOR INSTRUCTIONAL USE ONLY
PIPER AIRCRAFT
PA-32R-301/301T
AIRPLANE PARTS CATALOG

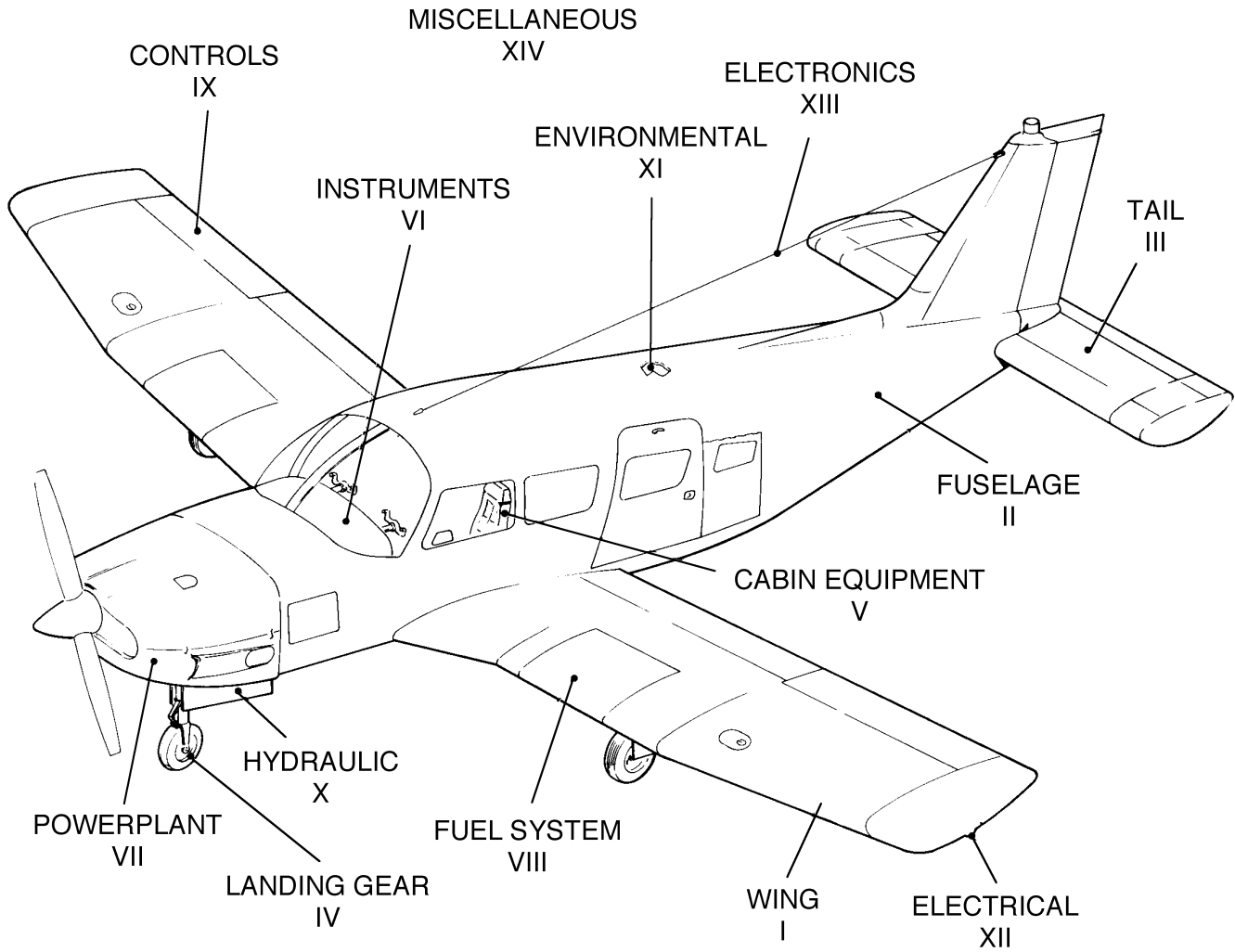


Figure 1. Complete Airplane

FOR INSTRUCTIONAL USE ONLY
PIPER AIRCRAFT
PA-32R-301/301T
AIRPLANE PARTS CATALOG

THIS PAGE INTENTIONALLY LEFT BLANK

FOR INSTRUCTIONAL USE ONLY
PIPER AIRCRAFT
PA-32R-301/301T
AIRPLANE PARTS CATALOG

THIS PAGE INTENTIONALLY LEFT BLANK

FOR INSTRUCTIONAL USE ONLY
PIPER AIRCRAFT
PA-32R-301/301T
AIRPLANE PARTS CATALOG

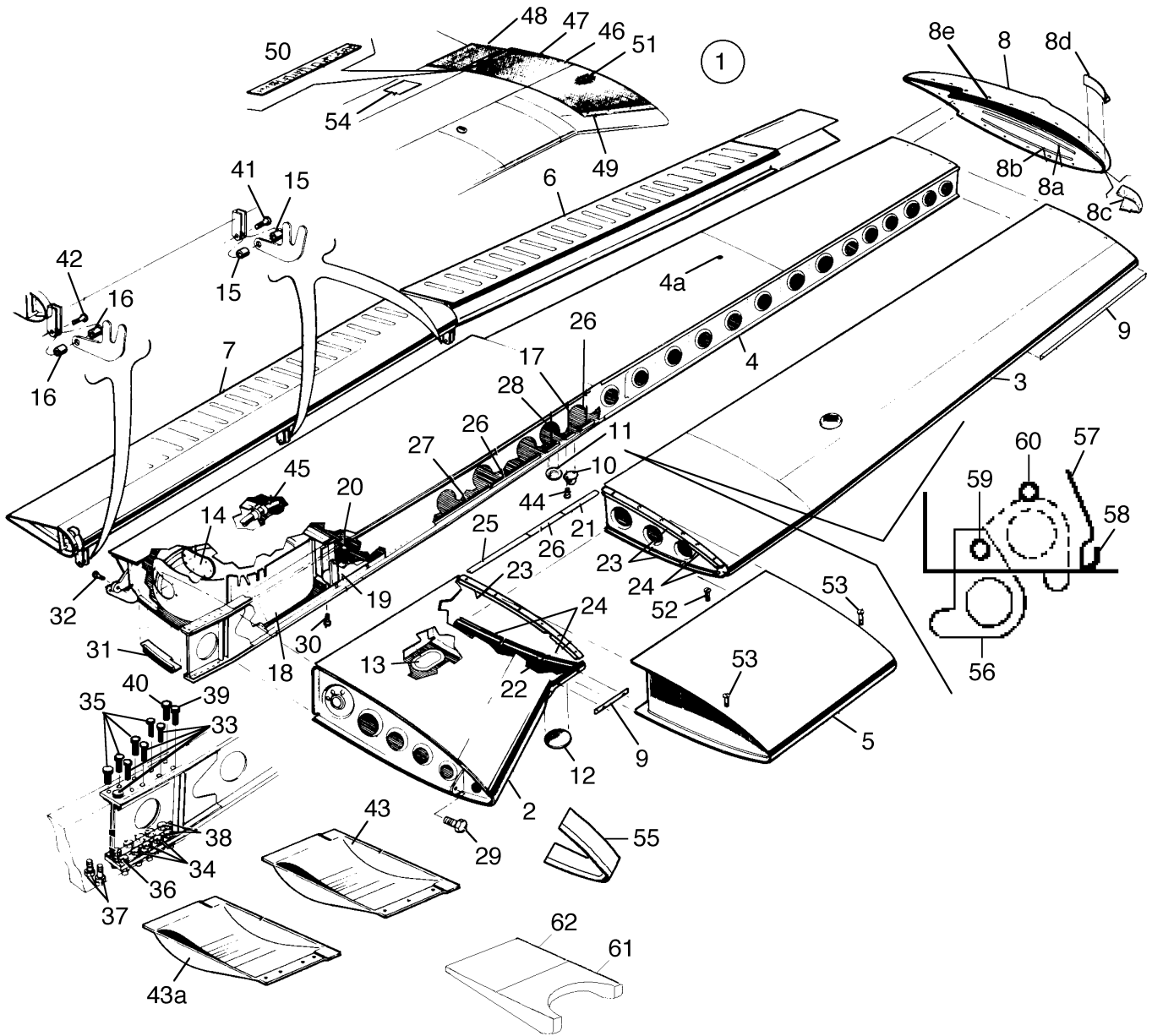


Figure 2. Wing Installation

Reissued: May 27, 1999

FOR INSTRUCTIONAL USE ONLY
PIPER AIRCRAFT
PA-32R-301/301T
AIRPLANE PARTS CATALOG

CODE EXPLANATIONS FOR FIGURE 2

- A - See Figure 3 for component parts.
- B - See Figure 4 for component parts.
- C - See Figure 5 for component parts.
- D - See Figure 6 for component parts.
- E - See Figure 65 for component parts.
- F - This assembly includes brake lines, pitot tubes (in left wing only), hydraulic lines, fuel lines, electrical harness, inspection cover plates, and cable guard tubes.
- G - Used on PA-32R-301 only.
- H - Used on PA-32R-301T only.
- J - Used if navigation or strobe lights are not installed.
- K - Used if navigation or strobe lights are installed.
- L - Complete kit required if replacing safety walk compound painted on wing.
- M - Serial number of aircraft must be supplied when ordering this part.
- N - Used on PA-32R-301 with serial numbers 32R-8013001 to 32R-8113070 inclusive, and PA-32R-301T with serial numbers 32R-8029001 to 32R-8129072 inclusive.
- O - Used on PA-32R-301 with serial numbers 32R-8113071 thru 32R-8613005, 3213001 thru 3213041 not including 3213029, and PA-32R-301T with serial numbers 32R-8129073 and up.
- P - Used on PA-32R-301 with serial numbers 32R-8513001 and up, and PA-32R-301T with serial numbers 32R-8529001 and up if recognition lights are installed.
- Q - Used on PA-32R-301 with serial numbers 3213029 and 3213042 and up.

FOR INSTRUCTIONAL USE ONLY
PIPER AIRCRAFT
PA-32R-301/301T
AIRPLANE PARTS CATALOG

Figure and Index Number	Part Number	Code	Nomenclature	No. Req.	Serial Numbers Affected
2-	38500		DRAWING - Wing Installation		
-1	38500-900	F	WING ASSEMBLY- Left	1	
	38500-901	F	WING ASSEMBLY - Right	1	
-2	38500-906	A	* LEADING EDGE ASSEMBLY - Wing inboard, left	1	
	38500-907	A	* LEADING EDGE ASSEMBLY - Wing inboard, right	1	
-3	38500-908	A	* LEADING EDGE ASSEMBLY - Wing outboard, left	1	
	38500-909	A	* LEADING EDGE ASSEMBLY - Wing outboard, right	1	
-4	38500-910	B,M	* TRAILING EDGE ASSEMBLY - Wing aft section, left	1	
	38500-911	B,M	* TRAILING EDGE ASSEMBLY - Wing aft section, right	1	
-4a	453 966		* BUTTON - Plug (HS48172-K2215)	2	
-5	38488-08	E	TANK ASSEMBLY - Fuel, left	1	
	38488-09	E	TANK ASSEMBLY - Fuel, right	1	
-6	38650-04	C	AILERON ASSEMBLY - Left	1	
	38650-05	C	AILERON ASSEMBLY - Right	1	
-7	65591-00	D	FLAP ASSEMBLY - Left	1	
	65590-01	D	FLAP ASSEMBLY - Right	1	
-8	35641-18	J,N	TIP ASSEMBLY - Left	1	
	35641-20	K,N	TIP ASSEMBLY - Left	1	
	36739-46	J,O	TIP ASSEMBLY - Left	1	
	36739-10	K,O	TIP ASSEMBLY - Left	1	
	36739-22	P	TIP ASSEMBLY - Left	1	
	36739-44	Q	TIP ASSEMBLY - Left	1	
	35641-19	J,N	TIP ASSEMBLY - Right	1	
	35641-21	K,N	TIP ASSEMBLY - Right	1	
	36739-47	J,O	TIP ASSEMBLY - Right	1	
	36739-11	K,O	TIP ASSEMBLY - Right	1	
	36739-23	P	TIP ASSEMBLY - Right	1	
	36739-45	Q	TIP ASSEMBLY - Right	1	
-8a	35641-22		* STIFFENER - Wing tip, upper, left	1	
	35641-26		* STIFFENER - Wing tip, upper, right	1	
-8b	35641-23		* STIFFENER - Wing tip, lower, left	1	
	35641-27		* STIFFENER - Wing tip, lower, right	1	
-8c	36739-28	P	* LENS - Wing tip, left	1	
	36739-29	P	* LENS - Wing tip, right	1	
-8d	36806-02		SHIELD - Left	1	
	36806-03		SHIELD - Right	1	
-8e	510 058		SCREW - (NAS514P832-8)	AR	
	494 101		WASHER - (PS10092-1-2C)	AR	
	477 672		NUT - (PS10062-5-1)	AR	
-9	98700-02		STRIP - Stall, left, inboard and outboard	2	
	98700-04		STRIP - Stall, right, inboard	1	
	98700-05		STRIP - Stall, right, outboard	1	
-10	35692-02		RING - Tie down	2	
-11	35725-02		PAD - Jack	2	
-12	38118-05		COVER - Inspection	2	
-13	38572-02		COVER - Inspection	10	
-14	96625-00		COVER - Inspection	2	
-15	63900-19		BUSHING - Flap hinge, center and outboard	8	
-16	63900-20		BUSHING - Flap hinge, inboard	4	
-17	66529-00		CHANNEL- Gang	2	
-18	67164-00		COVER - Cylinder access, left	1	
	67164-01		COVER - Cylinder access, right	1	
-19	95643-08		BRACKET ASSEMBLY - Main gear truss, left	1	
	95643-09		BRACKET ASSEMBLY - Main gear truss, right	1	
-20	460 801		FITTING - Lubricator, 90 degrees (MS15001-4)	1	
-21	35630-16		CHANNEL - Gang	2	
-22	96927-00		CHANNEL - Gang	2	

When ordering, always specify Part Number, Description, and Serial Number of Aircraft

Reissued: May 27, 1999

FOR INSTRUCTIONAL USE ONLY
PIPER AIRCRAFT
PA-32R-301/301T
AIRPLANE PARTS CATALOG

Figure and Index Number	Part Number	Code	Nomenclature	No. Req.	Serial Numbers Affected
2-23	406 942		CHANNEL - Gang (PS10062-2-7)	6	
-24	96926-00		CHANNEL - Gang	8	
-25	477 861		CHANNEL - Gang (PS10062-2-14)	2	
-26	38676-02		CHANNEL - Gang	6	
-27	38565-02		CHANNEL - Gang	2	
-28	406 935		CHANNEL - Gang (PS10062-2-11)	2	
-29	402 680		BOLT- (NAS1104-17)	2	
	407 565		WASHER - (AN960-416) (under nut)	2	
	407 585		WASHER - (AN960-416L) (under head)	2	
	406 637		NUT - (MS21045-4)	2	
-30	486 291		SCREW - (NAS517-4-9)	4	
	407 565		WASHER - (AN960-416)	8	
	404 888		NUT - (MS20365-428C)	4	
-31	67723-00		PLATE ASSEMBLY - Aft wing access, left	1	
	67723-01		PLATE ASSEMBLY - Aft wing access, right	1	
-32	402 915		BOLT - (NAS464P6LA6)	2	
	407 587		WASHER - (AN960-616L) (under head)	2	
	407 567		WASHER - (AN960-616)	AR	
	407 587		WASHER - (AN960-616L)	AR	
	404 532		NUT - (MS21042-6)	2	
-33	402 908		BOLT- (NAS464P6LA16)	8	
	407 567		WASHER - (AN960-616)	16	
	404 532		NUT - (MS2 1042- 6)	8	
-34	402 910		BOLT- (NAS464P6LA20)	12	
	407 567		WASHER - (AN960-616) (under nut)	12	
	407 587		WASHER - (AN960-616L) (under head)	12	
	404 532		NUT - (MS21042-6)	12	
-35	402 906		BOLT - (NAS464P6LA14)	8	
	407 567		WASHER - (AN960-616) (under head)	8	
	494 228		WASHER - (K19301-6) (under nut)	8	
	406 527		NUT - (H19300-6)	8	
-36	402 911		BOLT - (NAS464P6LA21)	4	
	402 587		WASHER - (AN960-616L) (under head)	4	
	96352-03		WASHER - (under nut)	4	
	404 532		NUT - (MS21042-6)	4	
-37	402 904		BOLT - (NAS464P5LA21)	4	
	407 586		WASHER - (AN960-516L) (under head)	4	
	96352-02		WASHER - (under nut)	4	
	404 531		NUT - (MS21042-5)	4	
-38	402 903		BOLT- (NAS464P5LA20)	4	
	407 586		WASHER - (AN960-516L) (under head)	4	
	407 566		WASHER - (AN960-516) (under nut)	4	
	404 531		NUT - (MS21042-5)	4	
-39	402 909		BOLT - (NAS464P6LA17)	2	
	407 567		WASHER - (AN960-616)	4	
	404 532		NUT - (MS21042-6)	2	
-40	402 907		BOLT - (NAS464P6LA15)	2	
	407 587		WASHER - (AN960-61 6L) (under head)	2	
	494 228		WASHER - (K19301-6) (under nut)	2	
	406 527		NUT - (H19300-6)	2	
-41	401 270		BOLT - (AN3-11A)	4	
	407 564		WASHER - (AN960-10)	4	
	404 887		NUT - (MS20365-1032C)	4	
-42	400 444		BOLT - (AN3-13A)	2	
	407 564		WASHER - (AN960-10)	2	
	404 887		NUT - (MS20365-1032C)	2	

When ordering, always specify Part Number, Description, and Serial Number of Aircraft

FOR INSTRUCTIONAL USE ONLY
PIPER AIRCRAFT
PA-32R-301/301T
AIRPLANE PARTS CATALOG

Figure and Index Number	Part Number	Code	Nomenclature	No. Req.	Serial Numbers Affected
2-43	63942-00		COVER - Wing bolt, left	1	
	63942-01		COVER - Wing bolt, right	1	
-43a	85290-02	Q	COVER - Wing bolt, left	1	
	85289-02	Q	CLIP - Bolt cover, left	1	
	85290-03	Q	COVER - Wing bolt, right	1	
	85289-03	Q	CLIP - Bolt cover, right	1	
-44	410 049		SCREW - (MS24694-S62)	4	
-45	63904-24		HOSE	4	
-46	763 848		KIT - Pressure sensitive wing walk installation	1	
-47	79174-00		* WING WALK - Safety, wing, right, complete	1	
-48	79174-04		* WING WALK - Safety, flap	1	
-49	69736-02		* RETAINER - Wing walk	1	
-50	35664-02		PLACARD - Flap step warning	1	
-51	179 872		SAFETY WALK COMPOUND - Black (one quart can)	AR	
-52	410 010		SCREW - (MS24694-S14)	86	
-53	410 240		SCREW - (MS24694-S5)	78	
-54	87341-04		PLACARD - No step	2	
-55	-----		NOT USED		
-56	89643-05	Q	RING - Tie down	1	
-57	85287-04	Q	BRACKET - Tie down, left	1	
	85287-05	Q	BRACKET - Tie down, right	1	
-58	85287-06	Q	DOUBLER	1	
-59	89643-09	Q	SPRING	1	
	400 004	Q	BOLT - (AN4-7A)	1	
	407 585	Q	WASHER - (AN960-416L)	1	
	40559-28	Q	WASHER	1	
	89643-07	Q	SPACER	1	
	406 615	Q	NUTPLATE - (NAS682-A4)	1	
-60	400 441	Q	BOLT - (AN3-7A)	1	
	407 584	Q	WASHER - (AN960-10L)	1	
	89643-07	Q	SPACER	1	
	406 805	Q	NUTPLATE - (NAS680-A3)	1	
-61	85197-04	Q	FAIRING - Main gear	1	
-62	85197-03	Q	FAIRING - Main gear	1	

When ordering, always specify Part Number, Description, and Serial Number of Aircraft

Reissued: May 27, 1999

FOR INSTRUCTIONAL USE ONLY
PIPER AIRCRAFT
PA-32R-301/301T
AIRPLANE PARTS CATALOG

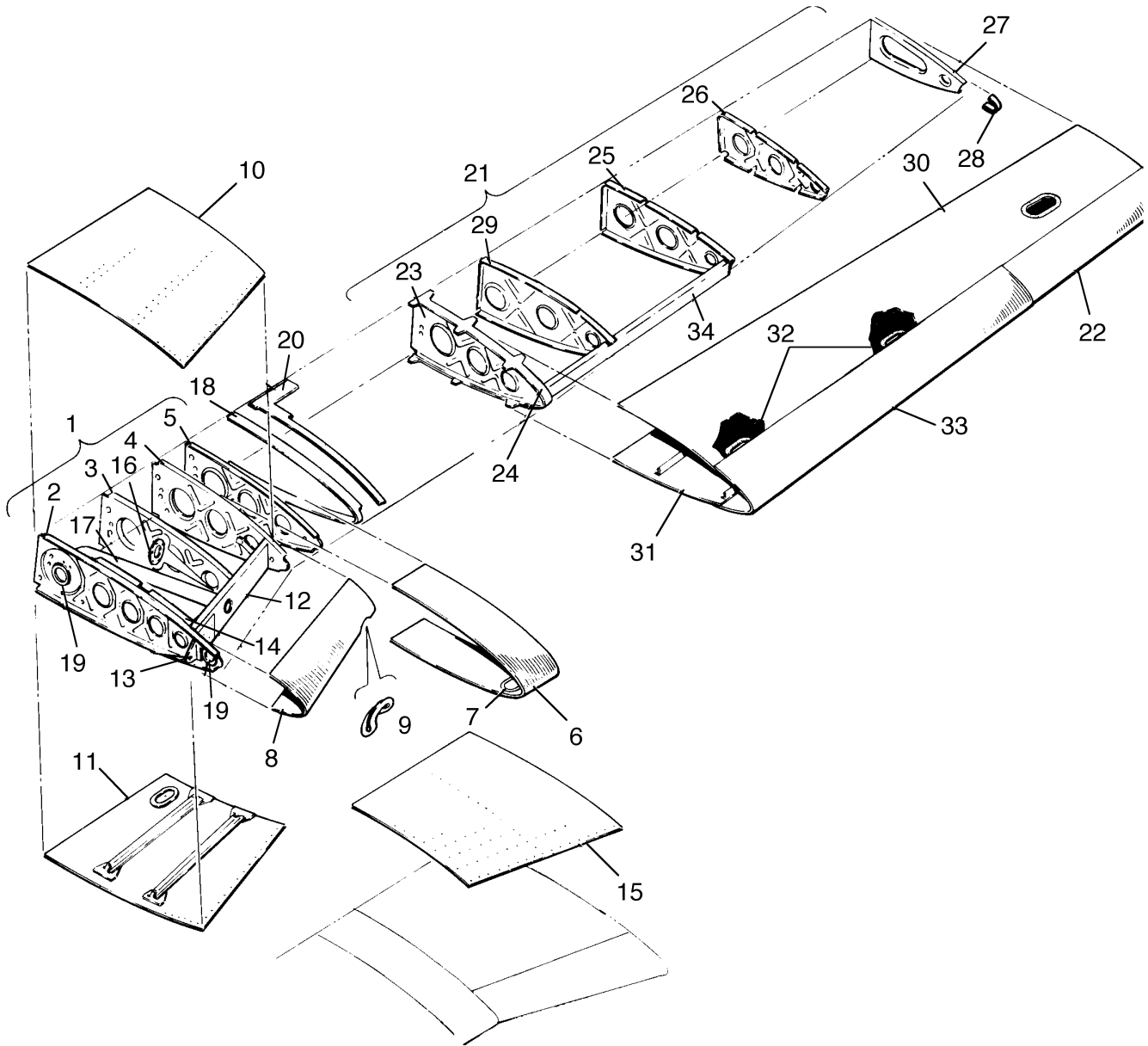


Figure 3. Wing Leading Edge Assembly

FOR INSTRUCTIONAL USE ONLY
PIPER AIRCRAFT
PA-32R-301/301T
AIRPLANE PARTS CATALOG

CODE EXPLANATIONS FOR FIGURE 3

- A - See Figure 99 if RCA Radar System is installed.
- B - Used if RCA Radar System is installed.

FOR INSTRUCTIONAL USE ONLY
PIPER AIRCRAFT
PA-32R-301/301T
AIRPLANE PARTS CATALOG

Figure and Index Number	Part Number	Code	Nomenclature	No. Req.	Serial Numbers Affected
3-1	38500-906		LEADING EDGE ASSEMBLY - Wing inboard, left	1	
	38500-907		LEADING EDGE ASSEMBLY - Wing inboard, right	1	
-2	95639-04		* RIB - Wing nose, root, left	1	
	95639-05		* RIB - Wing nose, root, right	1	
-3	38549-02		* RIB ASSEMBLY - Wing nose, Sta. 36.92, left	1	
	38549-03		* RIB ASSEMBLY - Wing nose, Sta. 36.92, right	1	
-4	38520-02		* RIB - Wing nose, Sta. 49.25, left	1	
	38520-03		* RIB - Wing nose, Sta. 49.25, right	1	
-5	38497-02		* RIB - Wing nose, Sta. 57.00, left	1	
	38497-03		* RIB - Wing nose, Sta. 57.00, right	1	
-6	38118-06		* SKIN ASSEMBLY - Inboard wing	1	
-7	38118-03		** DOUBLER ASSEMBLY - Leading edge wing	1	
-8	68113-200		* SKIN ASSEMBLY - Leading edge, left	1	
	68113-201		* SKIN ASSEMBLY - Leading edge, right	1	
-9	68111-00		** DOUBLER - Air inlet	1	
-10	62087-04		* SKIN ASSEMBLY - Top inboard root, left	1	
-11	38568-02		* SKIN ASSEMBLY - Bottom inboard root, left	1	
	38568-03		* SKIN ASSEMBLY - Bottom inboard root, right	1	
-12	66623-00		* SPAR - Leading edge, inboard, left	1	
	66623-01		* SPAR - Leading edge, inboard, right	1	
-13	66761-02		* FITTING ASSEMBLY - Forward spar, left	1	
	66761-03		* FITTING ASSEMBLY - Forward spar, right	1	
-14	38211-00		* RIB - Half, wing root, left	1	
	38211-01		* RIB - Half, wing root, right	1	
-15	62061-05		* WING WALK - Forward, right	1	
-16	66621-00		* DOUBLER - Forward spar	1	
-17	66620-00		* TUBE ASSEMBLY - Air duct	1	
-18	62091-02		* STRAP - Fuel tank attachment	1	
-19	68119-00		* GASKET - Airduct	2	
-20	96844-03		* SPACER - Wing rib Sta. 57.00	1	
-21	38500-908		LEADING EDGE ASSEMBLY - Wing outboard, left	1	
	38500-909		LEADING EDGE ASSEMBLY - Wing outboard, right	1	
-22	38523-04		* SKIN - Forward, left	1	
	38523-03		* SKIN - Forward, right	1	
-23	38496-02		* RIB ASSEMBLY - Wing nose, Sta. 106.19, left	1	
	38496-03		* RIB ASSEMBLY - Wing nose, Sta. 106.19, right	1	
-24	35733-04		** STRAP - Fuel tank attachment, left	1	
	35733-05		** STRAP - Fuel tank attachment, right	1	
-25	38483-02		* RIB - Wing nose, Sta. 148.60, left	1	
	38483-03		* RIB - Wing nose, Sta. 148.60, right	1	
-26	35166-00		* RIB - Wing nose, Sta. 174, left	1	
	35166-01		* RIB - Wing nose, Sta. 174, right	1	
-27	86545-02		* RIB ASSEMBLY - Wing nose, Sta. 206.70, left	1	
	86545-03		* RIB ASSEMBLY - Wing nose, Sta. 206.70, right	1	
	86545-05	B	* RIB ASSEMBLY - Wing nose, Sta. 206.70, right	1	
-28	86545-06		** STRAP - Skin attachment, Sta. 206.70, left	1	
	86545-07		** STRAP - Skin attachment, Sta. 206.70, right	1	
-29	38484-04		* RIB - Wing nose, Sta. 117.50, left	1	
	38484-05		* RIB - Wing nose, Sta. 117.50, right	1	
-30	38528-06		* SKIN - Aft, top	2	
-31	38528-802		* SKIN ASSEMBLY - Aft, bottom, left	1	
	38528-803	A	* SKIN ASSEMBLY - Aft, bottom, right	1	
-32	38571-02		** DOUBLER - Cover plate attachment	2	
-33	38526-800		* SKIN ASSEMBLY - Forward, left	1	
	38526-801		* SKIN ASSEMBLY - Forward, right	1	
-34	38502-02		** SPAR - Leading edge, Sta. 106.19 to Sta. 148.60, left	1	
	38502-03		** SPAR - Leading edge, Sta. 106.19 to Sta. 148.60, right	1	

When ordering, always specify Part Number, Description, and Serial Number of Aircraft

FOR INSTRUCTIONAL USE ONLY
PIPER AIRCRAFT
PA-32R-301/301T
AIRPLANE PARTS CATALOG

CODE EXPLANATIONS FOR FIGURE 4

- A - Used on PA-32R-301 with serial numbers 32R-8013001 to 32R-8013056 inclusive, and PA-32R-301T with serial numbers 32R-8029001 to 32R-8029055 inclusive.
- B - Used on PA-32R-301 with serial numbers 32R-8013057 and up, and PA-32R-301T with serial numbers 32R-8029056 and up.
- C - Serial number of aircraft must be supplied when ordering this part.
- D - Used on PA-32R-301 with serial numbers 32R-8013001 to 32R-8013150 inclusive, and PA-32R-301T with serial numbers 32R-8029001 to 32R-8029131 inclusive.
- E - Used on PA-32R-301 with serial numbers 32R-8113001 thru 32R-8613005, 3213001 thru 3213041 not including 3213029, and PA-32R-301T with serial numbers 32R-8129001 and up.
- F - Used on PA-32R-301 with serial numbers 3213029 and 3213042 and up.
- G - Used on PA-32R-301 with serial numbers 32R-8113001 and up, and PA-32R-301T with serial numbers 32R-8129001 and up.

FOR INSTRUCTIONAL USE ONLY
PIPER AIRCRAFT
PA-32R-301/301T
AIRPLANE PARTS CATALOG

Figure and Index Number	Part Number	Code	Nomenclature	No. Req.	Serial Numbers Affected
4-1	38500-910	C	TRAILING EDGE ASSEMBLY - Wing aft section, left	1	
	38500 911	C	TRAILING EDGE ASSEMBLY - Wing aft section, right	1	
-2	38493-02		* SPAR ASSEMBLY - Wing main, left	1	
	38493-03		* SPAR ASSEMBLY - Wing main, right	1	
-3	38499-02		* SPAR ASSEMBLY - Main inboard, left	1	
	38499-03		** SPAR ASSEMBLY - Main inboard, right	1	
-4	35168-12		** SPAR ASSEMBLY - Main outboard, left	1	
	35168-13		** SPAR ASSEMBLY - Main outboard, right	1	
-5	38574-03		** DOUBLER ASSEMBLY - Main spar root, forward and aft	2	
-6	95636-00		* RIB - Aft, Sta. 24.24, left	1	
	95636-01		* RIB - Aft, Sta. 24.24, right	1	
-7	78475-06		* RIB - Aft, Sta. 49.25, left	1	
	78475-07		* RIB - Aft, Sta. 49.25, right	1	
-8	38210-00		* RIB - Aft, Sta. 69.24, left	1	
	3a210-01		* RIB - Aft, Sta. 69.24, right	1	
-9	66598-00		* RIB - Aft, Sta. 86.03, left	1	
	66598-01		* RIB - Aft, Sta. 86.03, right	1	
-10	35174-00		* SPAR ASSEMBLY - Wing aft, inboard, left	1	
	35174-01		* SPAR ASSEMBLY - Wing aft, inboard, right	1	
-11	66762-00		** PLATE - Aft spar	1	
-12	86538-02		* RIB ASSEMBLY - Aft, Sta. 106.19, left	1	
	86538-03		* RIB ASSEMBLY - Aft, Sta. 106.19, right	1	
-13	86529-02		* RIB - Aft, Sta. 123.15, left	1	
	86529-03		* RIB - Aft, Sta. 123.15, right	1	
-14	86530-02		* RIB - Aft, Sta. 140.09, left	1	
	86530-03		* RIB - Aft, Sta. 140.09, right	1	
-15	86532-04		* RIB - Aft, Sta. 157.00, left	1	
	86532-05		* RIB - Aft, Sta. 157.00, right	1	
-16	86533-02		* RIB - Aft, Sta. 174.00, left	1	
	86533-03		* RIB - Aft, Sta. 174.00, right	1	
-17	86534-02		* RIB - Aft, Sta. 190.90, left	1	
	86534-03		* RIB - Aft, Sta. 190.90, right	1	
-18	86535-02		* RIB - Aft, Sta. 206.70, left	1	
	86535-03		* RIB - Aft, Sta. 206.70, right	1	
-19	86541-02		* RIB - Aft, Sta. 106.19, rear left	1	
	86541-03		* RIB - Aft, Sta. 106.19, rear right	1	
-20	86561-10		* SKIN ASSEMBLY 8LY - Outboard, top, left	1	
	86561-11		* SKIN ASSEMBLY - Outboard, top, right	1	
-21	86561-02		* SKIN ASSEMBLY - Center, top, left	1	
	86561-03		* SKIN ASSEMBLY - Center, top, right	1	
-22	38500-912		* SKIN ASSEMBLY - Aft, top, inboard, left	1	
	38500-913		* SKIN ASSEMBLY - Aft, top, inboard, right	1	
-23	67673-00		** PAN - Wheel well	1	
-24	38586-02	D	* SKIN ASSEMBLY - Aft, bottom, inboard, left	1	
	38586-03	D	* SKIN ASSEMBLY - Aft, bottom, inboard, right	1	
	38586-06	E	* SKIN ASSEMBLY - Aft, bottom, inboard, left	1	
	38586-07	E	* SKIN ASSEMBLY - Aft, bottom, inboard, right	1	
	38586-10	F	* SKIN ASSEMBLY - Aft, bottom, inboard, left	1	
	38586-11	F	* SKIN ASSEMBLY - Aft, bottom, inboard, right	1	
-25	67095-00		** HINGE - Main gear door, left	1	
	67095-01		** HINGE - Main gear door, right	1	
-26	95668-00	D	** BRACKET - Main gear up switch, left	1	
	95668-01	D	** BRACKET - Main gear up switch, right	1	
	36718-02	G	** BRACKET - Main gear up switch, left	1	
	36718-03	G	** BRACKET - Main gear up switch, right	1	
-27	38649-02		* SKIN - Trailing edge, outboard, left	1	
	38649-03		* SKIN - Trailing edge, outboard, right	1	

When ordering, always specify Part Number, Description, and Serial Number of Aircraft

Reissued: May 27, 1999

FOR INSTRUCTIONAL USE ONLY
PIPER AIRCRAFT
PA-32R-301/301T
AIRPLANE PARTS CATALOG

Figure and Index Number	Part Number	Code	Nomenclature	No. Req.	Serial Numbers Affected
4-28	38529-02		* SKIN ASSEMBLY - Aft, bottom, center, left	1	
	38529-03		* SKIN ASSEMBLY - Aft, bottom, center, right	1	
	38529-06	F	* SKIN ASSEMBLY - Aft, bottom, center, left	1	
	38529-07	F	* SKIN ASSEMBLY - Aft, bottom, center, right	1	
-29	65898-00		* SUPPORT ASSEMBLY - Flap, inboard, left	1	
	65898-01		* SUPPORT ASSEMBLY - Flap, inboard, right	1	
	65898-09	F	* SUPPORT ASSEMBLY - Flap, inboard, left	1	
	65898-10	F	* SUPPORT ASSEMBLY - Flap, inboard, right	1	
-30	452 387		** BEARING - (KP3A)	1	
-31	65898-04		* SUPPORT ASSEMBLY - Flap, center	1	
	65898-11	F	* SUPPORT ASSEMBLY - Flap, center	1	
-32	452 387		** BEARING - (KP3A)	1	
-33	86555-02		* HINGE FITTING - Aileron, left	1	
	86555-03		* HINGE FITTING - Aileron, right	1	
-34	452 387		** BEARING - (PS10020-18-1)	1	
-35	86556-02		* HINGE FITTING - Aileron, left	1	
	86556-03		* HINGE FITTING - Aileron, right	1	
-36	452 387		** BEARING - (PS10020-18-1)	1	
-37	86544-02		* SPAR ASSEMBLY - Wing aft, outboard, left	1	
	86544-03		* SPAR ASSEMBLY - Wing aft, outboard, right	1	
-38	67079-00		* WEB - False spar, left	1	
	67079-01		* WEB - False spar, right	1	
-39	35425-00		* HINGE ASSEMBLY - Flap, outboard, left and right	1	
-40	452 387		** BEARING - (KP3A)	1	
-41	67694-200		* WEB - Wheel well, left	1	
	67694-201		* WEB - Wheel well, right	1	
-42	67670-00		* COVER ASSEMBLY - Control cable, left	1	
	67670-01		* COVER ASSEMBLY - Control cable, right	1	
-43	67689-02		* CAP - False spar, bottom, left	1	
	67689-03		* CAP - False spar, bottom, right	1	
-44	67097-02		* CAP - False spar, top, left	1	
	67097-03		* CAP - False spar, top, right	1	
-45	67071-00		* BRACKET - Main gear cylinder, left	1	
	67071-01		* BRACKET - Main gear cylinder, right	1	
-46	96308-02		* BRACKET - Wheel well, left	1	
	96308-03		* BRACKET - Wheel well, right	1	
-47	86543-02		* RIB - Aft, Sta. 101.39, left	1	
	86543-03		* RIB - Aft, Sta. 101.39, right	1	
-48	67678-00		* BRACKET ASSEMBLY - Pulley, left	1	
	67678-01		* BRACKET ASSEMBLY - Pulley, right	1	
-49	67677-00		* BRACKET - Pulley, left	1	
	67677-01		* BRACKET - Pulley, right	1	
-50	67103-00		* BRACKET - Wheel well, left	1	
	67103-01		* BRACKET - Wheel well, right	1	
-51	86540-02		* DOUBLER - Aileron hinge, left	1	
	86540-03		* DOUBLER - Aileron hinge, right	1	
-52	35337-02		* DOUBLER - Wing	1	
-53	38663-02		* CHANNEL - Bellcrank support	1	
-54	67676-02		* ZEE - Wheel well, left	1	
	67676-03		* ZEE - Wheel well, right	1	
-55	62129-04		* STIFFENER - Left, outboard	1	
	62129-03		* STIFFENER - Right, outboard	1	
-56	62129-08		* STIFFENER - Left, inboard	1	
	62129-07		* STIFFENER - Right, inboard	1	
-57	86573-04		* CUFF - Aft spar, outboard, left	1	
	86573-05		* CUFF - Aft spar, outboard, right	1	

When ordering, always specify Part Number, Description, and Serial Number of Aircraft

FOR INSTRUCTIONAL USE ONLY
PIPER AIRCRAFT
PA-32R-301/301T
AIRPLANE PARTS CATALOG

Figure and Index Number	Part Number	Code	Nomenclature	No. Req.	Serial Numbers Affected
4-58	86633-02		* CHANNEL ASSEMBLY - Pitot head, left	1	
-59	67687-00		* ANGLE - Wheel well, left	1	
	67687-01		* ANGLE - Wheel well, right	1	
-60	67081-00		* ANGLE - False spar	1	
-61	35404-00		* ANGLE - Aileron hinge, left	1	
	35401-01		* ANGLE - Aileron hinge, right	1	
-62	38653-02		* RIB - Aft, Sta. 206.60, rear left	1	
	38653-03		* RIB - Aft, Sta. 206.60, rear right	1	
-63	38656-02		* RIB - Aft, Sta. 190.90, rear left	1	
	38656-03		* RIB - Aft, Sta. 190.90, rear right	1	
-64	38652-02		* RIB - Aft, Sta. 174.00, rear left	1	
	38652-03		* RIB - Aft, Sta. 174.00, rear right	1	
-65	38581-800	A	* SKIN ASSEMBLY - Aft, bottom, left	1	
	38581-801	A	* SKIN ASSEMBLY - Aft, bottom, right	1	
-66	38581-10	B	* SKIN - Aft, bottom, outboard, left	1	
	38581-11	B	* SKIN - Aft, bottom, outboard, right	1	
-67	38581-06	B	* SKIN ASSEMBLY - Aft, bottom, outboard, left	1	
	38581-07	B	* SKIN ASSEMBLY - Aft, bottom, outboard, right	1	
-68	67065-00		* ANGLE - False spar	1	
-69	37487-00		* ANGLE - False spar	1	
-70	78159-00		* ANGLE - Aft rib	1	
-71	68817-35		* PLATE - False spar	1	
-72	63078-34		* PAD - Bumper, rubber	3	

When ordering, always specify Part Number, Description, and Serial Number of Aircraft

FOR INSTRUCTIONAL USE ONLY
PIPER AIRCRAFT
PA-32R-301/301T
AIRPLANE PARTS CATALOG

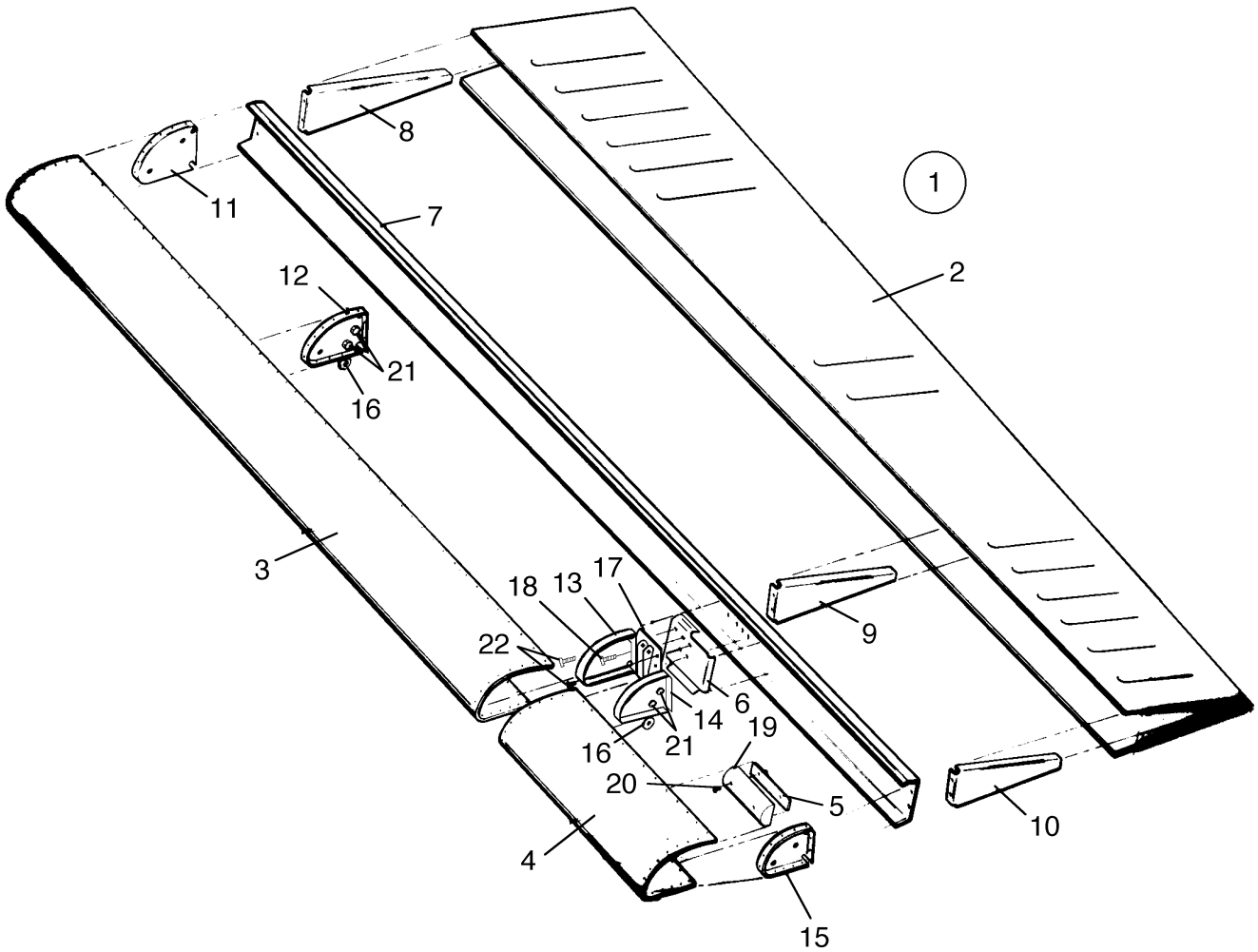


Figure 5. Aileron Assembly

FOR INSTRUCTIONAL USE ONLY
PIPER AIRCRAFT
PA-32R-301/301T
AIRPLANE PARTS CATALOG

CODE EXPLANATIONS FOR FIGURE 5

FOR INSTRUCTIONAL USE ONLY
PIPER AIRCRAFT
PA-32R-301/301T
AIRPLANE PARTS CATALOG

Figure and Index Number	Part Number	Code	Nomenclature	No. Req.	Serial Numbers Affected
5-1	38650-04		AILERON ASSEMBLY - Left	1	
	38650-05		AILERON ASSEMBLY - Right	1	
-2	38647-02		* SKIN - Aileron, aft, left	1	
	38647-03		* SKIN - Aileron, aft, right	1	
-3	86562-08		* SKIN - Aileron, leading edge, inboard, left	1	
	86562-09		* SKIN - Aileron, leading edge, inboard, right	1	
-4	38648-04		* SKIN - Aileron, leading edge, outboard, left	1	
	38648-05		* SKIN - Aileron, leading edge, outboard, right	1	
-5	37280-05		* RETAINER ASSEMBLY - Balance weight	1	
-6	38661-02		* DOUBLER - Aileron, left	1	
	38661-03		* DOUBLER - Aileron, right	1	
-7	38646-02		* SPAR - Aileron, left	1	
	38646-03		* SPAR - Aileron, right	1	
-8	35640-08		* RIB - Aileron, inboard, left	1	
	35640-09		* RIB - Aileron, inboard, right	1	
-9	35640-10		* RIB - Aileron, center, left	1	
	35640-11		* RIB - Aileron, center, right	1	
-10	38644-02		* RIB - Aileron, outboard, left	1	
	38644-03		* RIB - Aileron, outboard, right	1	
-11	86395-02		* RIB - Aileron, nose, inboard, left	1	
	86395-03		* RIB - Aileron, nose, inboard, right	1	
-12	86396-02		* RIB ASSEMBLY - Aileron, nose, center, left	1	
	86396-03		* RIB ASSEMBLY - Aileron, nose, center, right	1	
-13	86397-04		* RIB - Aileron, nose, center, left	1	
	86397-05		* RIB - Aileron, nose, center, right	1	
-14	86398-02		* RIB ASSEMBLY - Aileron, nose, center, left	1	
	86398-03		* RIB ASSEMBLY - Aileron, nose, center, right	1	
-15	38645-02		* RIB - Aileron, nose, outboard, left	1	
	38645-03		* RIB - Aileron, nose, outboard, right	1	
-16	86392-02		* FITTING - Aileron hinge, left	2	
	86392-03		* FITTING - Aileron hinge, right	2	
-17	38660-02		* FITTING - Aileron pushrod attachment, left	1	
	38660-03		* FITTING - Aileron pushrod attachment, right	1	
-18	410 039		* SCREW - (MS24694-S51)	2	
-19	37281-02		* WEIGHT - Aileron nose	1	
-20	415 628		* SCREW - (MS35206-328)	2	
-21	401 266		* BOLT- (AN3-5A)	2	
	407 564		* WASHER - (AN960-10)	2	
	404 887		* NUT - (MS20365-1032C)	2	
-22	401 266		* BOLT- (AN3-5A)	2	
	407 564		* WASHER - (AN960-10)	2	
	406 816		* ANCHOR NUT - (NAS687-A3)	2	

When ordering, always specify Part Number, Description, and Serial Number of Aircraft

FOR INSTRUCTIONAL USE ONLY
PIPER AIRCRAFT
PA-32R-301/301T
AIRPLANE PARTS CATALOG

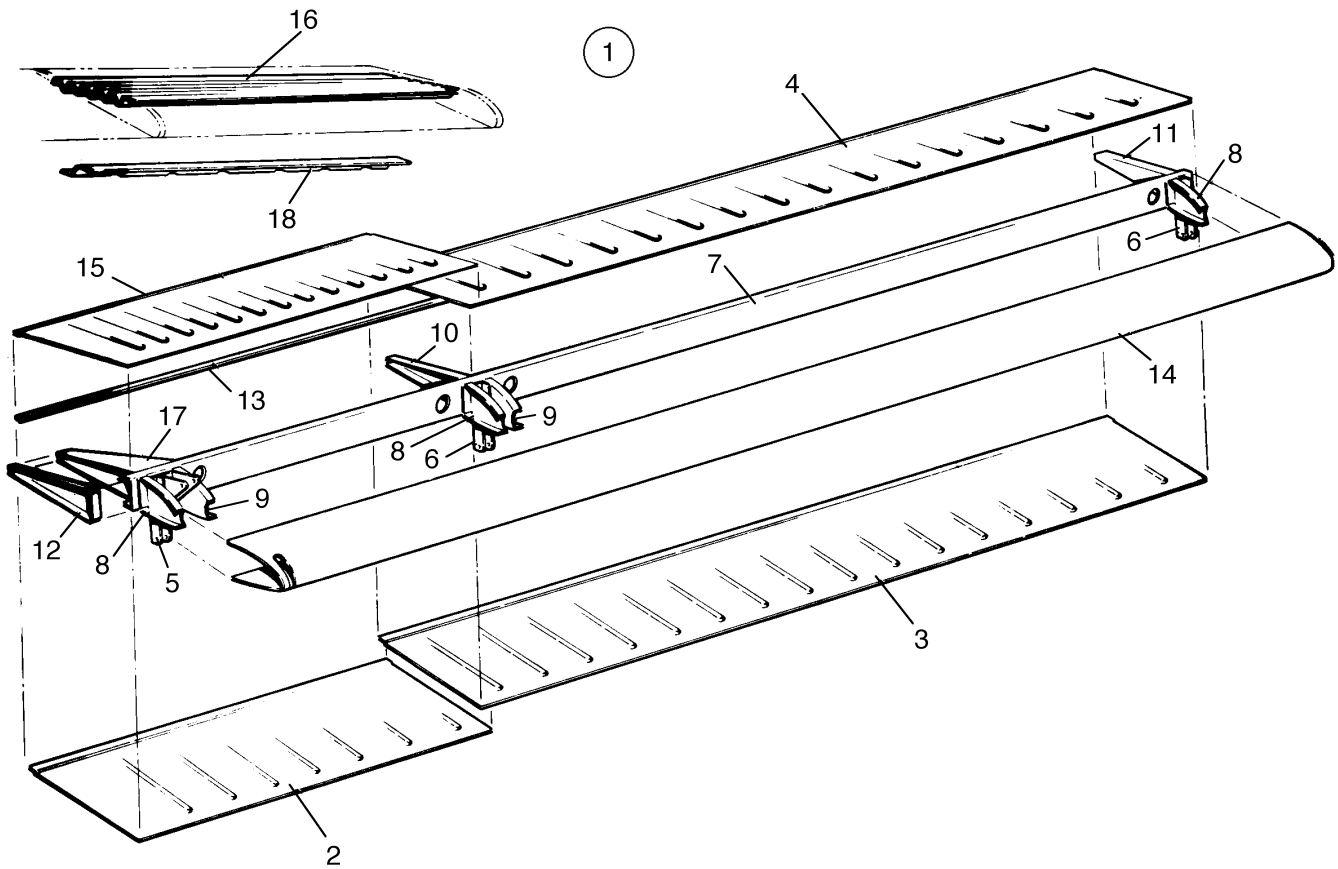


Figure 6. Flap Assembly

Reissued: May 27, 1999

FOR INSTRUCTIONAL USE ONLY
PIPER AIRCRAFT
PA-32R-301/301T
AIRPLANE PARTS CATALOG

CODE EXPLANATIONS FOR FIGURE 6

A - Used on PA-32R-301 with serial numbers 3213029 and 3213042 and up.

FOR INSTRUCTIONAL USE ONLY
PIPER AIRCRAFT
PA-32R-301/301T
AIRPLANE PARTS CATALOG

Figure and Index Number	Part Number	Code	Nomenclature	No. Req.	Serial Numbers Affected
6-1	65591-00		FLAP ASSEMBLY - Left	1	
	65590-01		FLAP ASSEMBLY - Right	1	
-2	65592-00		* SKIN - Flap, bottom, left, inboard	1	
	65592-01		* SKIN - Flap, bottom, right, inboard	1	
-3	65588-00		* SKIN - Flap, bottom, left and right, outboard	1	
-4	65589-00		* SKIN - Flap, top, left and right, outboard	1	
-5	62324-00		* HINGE - Flap, inboard, left	1	
	62324-01		* HINGE - Flap, inboard, right	1	
	85195-05	A	* FAIRING - Flap bracket	1	
-6	65899-00		* BRACKET - Flap hinge, center and outboard	2	
	85195-04	A	* FAIRING - Flap bracket	1	
-7	62327-00		* SPAR - Flap	2	
-8	62328-00		* RIB - Left flap	3	
	62328-01		* RIB - Right flap	3	
-9	62328-01		* RIB - Left flap	2	
	62328-00		* RIB - Right flap	2	
-10	62332-02		* RIB - Flap, left, wing, Sta. 49	1	
	62332-00		* RIB - Flap, right, wing, Sta. 49	1	
-11	62330-00		* RIB - Flap, left	1	
	62330-01		* RIB - Flap, right	1	
-12	62331-00-		* RIB - Flap, left, inboard	1	
	62331-01		* RIB - Flap, right, inboard	1	
-13	62320-03		* STRIP - Flap	1	
-14	65586-04		* SKIN - Flap, left, nose	1	
	65586-05		* SKIN - Flap, right, nose	1	
-15	65587-00		* SKIN - Flap, top, left, inboard	1	
	65594-01		* SKIN - Flap, top, right, inboard	1	
-16	65593-01		* CORRUGATION - Flap, top, right, inboard	1	
-17	62336-00		* DOUBLER ASSEMBLY - Left	1	
	62336-01		* DOUBLER ASSEMBLY - Right	1	
-18	65595-01		* ZEE - Flap, inboard, right	1	

When ordering, always specify Part Number, Description, and Serial Number of Aircraft

FOR INSTRUCTIONAL USE ONLY
PIPER AIRCRAFT
PA-32R-301/301T
AIRPLANE PARTS CATALOG

THIS PAGE INTENTIONALLY LEFT BLANK

FOR INSTRUCTIONAL USE ONLY
PIPER AIRCRAFT
PA-32R-301/301T
AIRPLANE PARTS CATALOG

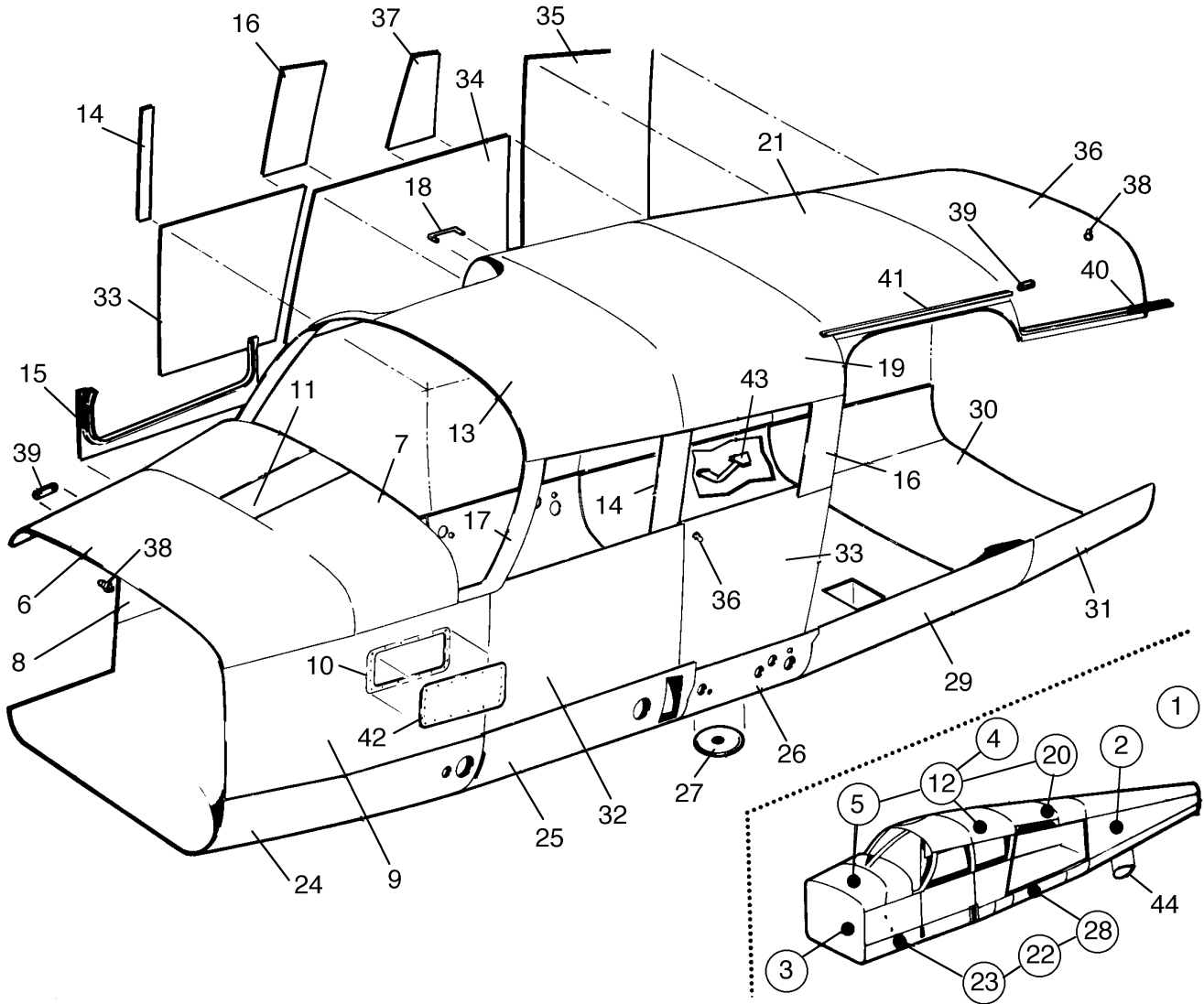


Figure 7. Fuselage Assembly - Complete

Reissued: May 27, 1999

FOR INSTRUCTIONAL USE ONLY
PIPER AIRCRAFT
PA-32R-301/301T
AIRPLANE PARTS CATALOG

CODE EXPLANATIONS FOR FIGURE 7

- A - Used on PA-32R-301 only.
- B - Used on PA-32R-301T only.
- C - See Figure 13 for component parts.
- D - When ordering, specify with or without provisions for air conditioning.
- E - See Figure 8 for balance of component parts.
- F - See Figure 9 for balance of component parts.
- G - See Figure 10 for balance of component parts.
- H - See Figure 11 for balance of component parts.
- J - See Figure 12 for balance of component parts.
- K - Used on PA-32R-301 with serial numbers 32R-8013001 to 32R-8113051 inclusive, and PA-32R-301T with serial numbers 32R-8029001 to 32R-8129052 inclusive.
- L - Used on PA-32R-301 with serial numbers 32R-8113052 and up, and PA-32R-301T with serial numbers 32R-8129053 and up.
- M - Used on PA-32R-301 with serial numbers 32R-8013001 to 32R-8113133 inclusive, and PA-32R-301T with serial numbers 32R-8029001 to 32R-8129124 inclusive.
- N - Used on PA-32R-301 with serial numbers 32R-8213001 and up, and PA-32R-301T with serial numbers 32R-8229001 and up.
- P - Used on PA-32R-301 with serial numbers 3213029 and 3213042 and up.

FOR INSTRUCTIONAL USE ONLY
PIPER AIRCRAFT
PA-32R-301/301T
AIRPLANE PARTS CATALOG

Figure and Index Number	Part Number	Code	Nomenclature	No. Req.	Serial Numbers Affected
7- .	38001		DRAWING - Fuselage Assembly		
-1	38001-10	A,D	FUSELAGE ASSEMBLY	1	
	38001-09	B,D	FUSELAGE ASSEMBLY	1	
-2	69890-914	C,D	* AFT SECTION - Fuselage	1	
-3	38001-961	A	* COCKPIT ASSEMBLY - Fuselage	1	
	38001-960	B	* COCKPIT ASSEMBLY - Fuselage	1	
-4	38001-967	A	** COCKPIT ASSEMBLY - Fuselage, upper	1	
	38001-968	B	** COCKPIT ASSEMBLY - Fuselage, upper	1	
-5	38001-909	A,E	*** UPPER COCKPIT ASSEMBLY - Forward	1	
	38001-919	B,E	*** UPPER COCKPIT ASSEMBLY - Forward	1	
-6	69908-901		**** SKIN - Top front	1	
-7	69895-900		**** SKIN - Top left	1	
	69895-901		**** SKIN - Top right	1	
-8	79563-902	K	**** SKIN - Right side	1	
	79563-804	L	**** SKIN - Right side	1	
-9	38229-900		**** SKIN - Left front	1	
-10	38046-00		**** DOUBLER - Access cover	1	
-11	78110-00		*** PANEL - Center skin	1	
-12	38001-910	F	*** UPPER COCKPIT ASSEMBLY - Center	1	
-13	69899-900		**** SKIN - Top front	1	
-14	69691-00		** SKIN - Left side, window trim	1	
	69694-00		** SKIN - Right side, window trim	1	
-15	79547-02		*** PAN - Upper cockpit	1	
-16	69692-00		*** SKIN - Left side, window trim	1	
	69695-00	M	*** SKIN - Right side, window trim	1	
	69695-02	N	** SKIN - Right side, window trim	1	
-17	76255-00		** SKIN - Left side, window trim	1	
	79561-03		** SKIN - Right side, window trim	1	
-18	481 772		*** HANDLE-(N12865)	1	
-19	69902-900		*** SKIN - Top	1	
-20	38001-911	G	*** UPPER COCKPIT ASSEMBLY - Aft	1	
-21	69903-900		**** SKIN - Top	1	
-22	38001-963	A	** COCKPIT ASSEMBLY - Fuselage, lower	1	
	38001-962	B	** COCKPIT ASSEMBLY - Fuselage, lower	1	
-23	38001-965	A,H	*** LOWER COCKPIT ASSEMBLY - Forward	1	
	38001-964	B,H	*** LOWER COCKPIT ASSEMBLY - Forward	1	
-24	38228-900	A	**** SKIN - Bottom	1	
	38228-901	B	**** SKIN - Bottom	1	
-25	69905-900		**** SKIN - Bottom	1	
-26	38227-903		**** SKIN - Bottom	1	
-27	65072-00		**** COVER ASSEMBLY - Access door	1	
-28	38001-966	J	*** LOWER COCKPIT ASSEMBLY - Aft	1	
-29	69898-900		**** SKIN - Bottom	1	
-30	69897-900		**** SKIN - Bottom	1	
-31	68602-00		**** SKIN - Bottom, left	1	
	68602-01		**** SKIN - Bottom, right	1	
-32	76474-903		** SKIN - Left side	1	
-33	69907-900		** SKIN - Left side	1	
	85286-02	P	** SKIN - Left side, fuselage and cockpit	1	
	69907-901		** SKIN - Right side	1	
	85286-03	P	** SKIN - Right side	1	
-34	69911-900		** SKIN - Right side	1	
	85286-06	P	** SKIN - Right side	1	
-35	69912-900		* SKIN - Right side	1	
	85286-05	P	* SKIN - Right side	1	
-36	69904-900		* SKIN - Top	1	
-37	69696-00		* SKIN - Right side	1	

When ordering, always specify Part Number, Description, and Serial Number of Aircraft

Reissued: May 27, 1999

FOR INSTRUCTIONAL USE ONLY
PIPER AIRCRAFT
PA-32R-301/301T
AIRPLANE PARTS CATALOG

Figure and Index Number	Part Number	Code	Nomenclature	No. Req.	Serial Numbers Affected
7-38	487 674		* STUD - (XX16362)	2	
-39	37939-03		* BUMPER - Cargo door	2	
-40	69881-02		* GUTTER - Cargo door	1	
-41	69881-03		* GUTTER - Cabin door	1	
-42	38046-02		COVER - Access	1	
-43	68014-00		STEP ASSEMBLY	1	
-44	79427-02		COVER - ADF antenna closeout	1	

When ordering, always specify Part Number, Description, and Serial Number of Aircraft

FOR INSTRUCTIONAL USE ONLY
PIPER AIRCRAFT
PA-32R-301/301T
AIRPLANE PARTS CATALOG

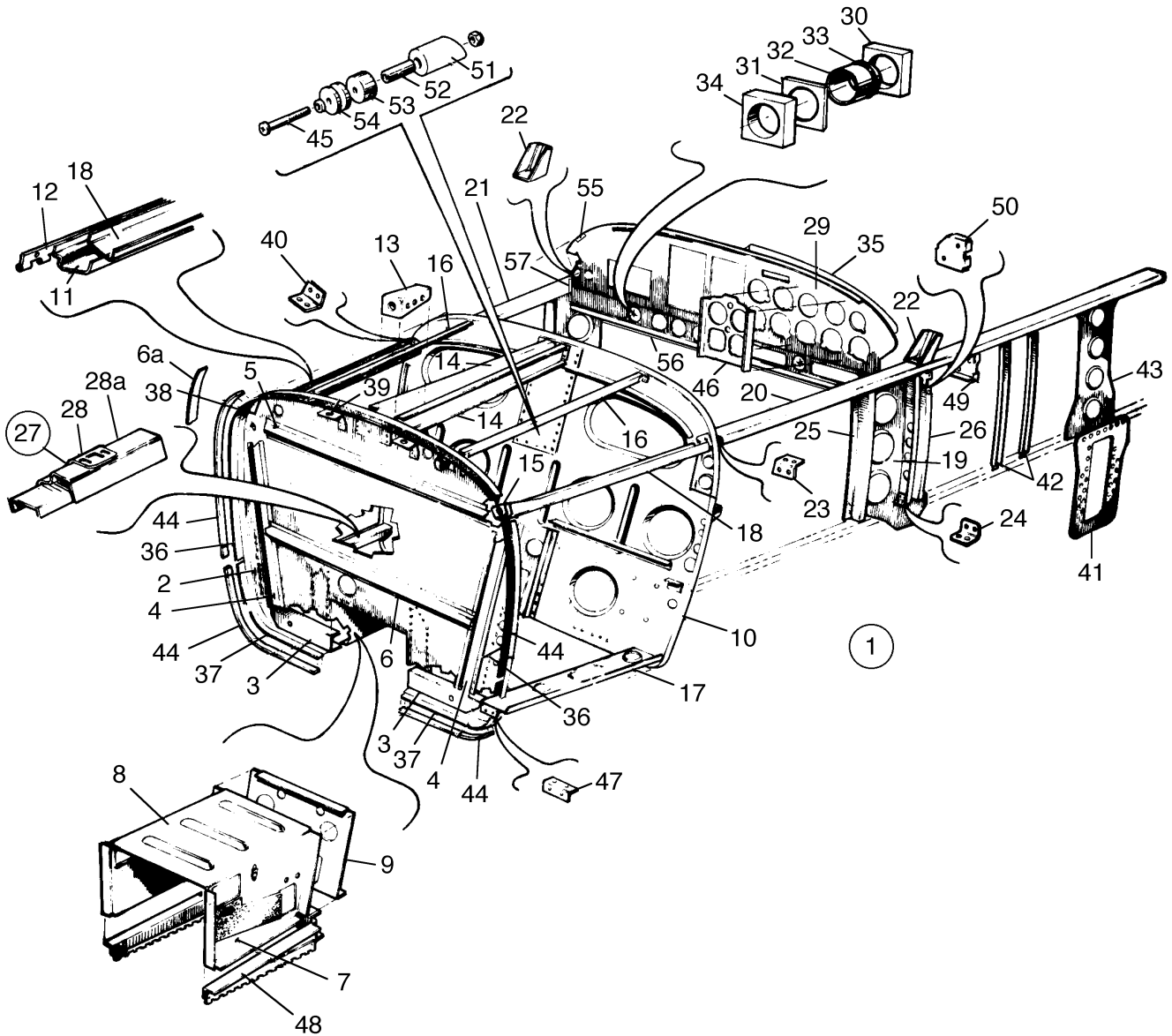


Figure 8. Fuselage Upper Forward Cockpit Assembly

Reissued: May 27, 1999

FOR INSTRUCTIONAL USE ONLY
PIPER AIRCRAFT
PA-32R-301/301T
AIRPLANE PARTS CATALOG

CODE EXPLANATIONS FOR FIGURE 8

- A - Used on PA-32R-301 only.
- B - Used on PA-32R-301T only.
- C - Used if NSD-360 is installed.
- D - Used if King KFC-200 AutoPilot/Flight Director and glove box are installed.
- E - Used if King KFC-200 AutoPilot/Flight Director and additional third stack of radios are installed.
- F - Used on PA-32R-301 with serial numbers 32R-8013001 to 32R-8013150 inclusive, and PA-32R-301T with serial numbers 32R-8029001 to 32R-8029131 inclusive.
- G - Used on PA-32R-301 with serial numbers 32R-8113001 and up, and PA-32R-301T with serial numbers 32R-8129001 and up.
- H - Used if Century 21 AutoPilot is installed.
- J - Used if two or three blade heated propeller system is installed.
- K - Used if Century 41 AutoPilot is installed.
- L - Used if Century 21, Century 31, or Century 41 AutoPilot is installed.
- M - Used if pneumatic deice system is installed.
- N - Used if Century 31 AutoPilot is installed.
- P - Used on PA-32R-301 with serial numbers 32R-8113001 and up, and PA-32R-301T with serial numbers 32R-8129001 and up if Century 21 AutoPilot is installed. Also used on PA-32R-301T with serial numbers 32R-8429001 and up if Century 31 AutoPilot is installed.
- Q - Used on PA-32R-301 with serial numbers 3213029 and 3213042 and up.

FOR INSTRUCTIONAL USE ONLY
PIPER AIRCRAFT
PA-32R-301/301T
AIRPLANE PARTS CATALOG

Figure and Index Number	Part Number	Code	Nomenclature	No. Req.	Serial Numbers Affected
8-1	38001-909	A	UPPER COCKPIT ASSEMBLY - Forward	1	
	38001-919	B	UPPER COCKPIT ASSEMBLY- Forward	1	
-2	38035-17	A	* FIREWALL ASSEMBLY- Upper cockpit	1	
	38035-16	B	* FIREWALL ASSEMBLY - Upper cockpit	1	
	38035-18	B,M	* FIREWALL ASSEMBLY - Upper cockpit	1	
-3	38035-03		** CHANNEL- Firewall, left	1	
	38035-04		** CHANNEL- Firewall, right	1	
-4	68214-02		** CHANNEL - Hat, firewall, left	1	
	68214-03		** CHANNEL - Hat, firewall, right	1	
-5	68215-00		** CHANNEL - Hat, firewall, upper	1	
-6	38035-02		** CHANNEL - Hat, firewall, center	1	
-6a	68217-00		** JAMB - Firewall	1	
-7	38037-05		* WEB ASSEMBLY - Wheel well, left	1	
	38037-06		* WEB ASSEMBLY - Wheel well, right	1	
-8	38037-04		* COVER - Wheel well	1	
-9	38037-00		* COVER - Wheel well	1	
-10	38034-00	A	* BULKHEAD ASSEMBLY - Sta. 49.5	1	
	38034-03	B	* BULKHEAD ASSEMBLY - Sta. 49.5	1	
-11	68267-00		* JAMB - Baggage door	1	
-12	68268-02		* HINGE HALF - Forward baggage	1	
-13	68277-00		* FITTING - Engine mount, center	1	
-14	68276-00		* CHANNEL - Forward baggage, left	1	
	68276-01		* CHANNEL - Forward baggage, right	1	
-15	68282-00		* FITTING - Engine mount, left	1	
	68282-01		* FITTING - Engine mount, right	1	
-16	68278-00		* STIFFENER - Skin, top front	2	
-17	38044-00		* LONGERON - Lower	1	
-18	68281-00		* LONGERON - Forward, left	1	
	68281-01		* LONGERON - Forward, right	1	
-19	68252-00		* WEB - Upper cockpit, left	1	
	68253-00		* WEB - Upper cockpit, right	1	
-20	68254-00		* LONGERON - Upper cockpit, left	1	
-21	68258-05		* LONGERON ASSEMBLY - Upper cockpit, right	1	
-22	79553-00		* FITTING - Web assembly, left	1	
	79553-01		* FITTING - Web assembly, right	1	
-23	96839-00		* CLIP - Web assembly, left	1	
	96839-01		* CLIP - Web assembly, right	1	
-24	62514-00		* CLIP - Web assembly	2	
-25	62674-03		* ZEE - Web assembly, left	1	
	62674-01		* ZEE - Web assembly, right	1	
-26	62653-05		* FRAME ASSEMBLY - Upper cockpit, left	1	
-27	69491-00		* DOOR SILL ASSEMBLY - Forward baggage	1	
-28	66794-00		** STRIKER PLATE - Door sill	1	
-28a	69492-00		** JAMB - Forward baggage	1	
-29	69798-00	F	PANEL ASSEMBLY - Instrument	1	
	69798-03	B,J	PANEL ASSEMBLY - Instrument	1	32R-8029001 thru 32R-8029011
	69798-04	G	PANEL ASSEMBLY - Instrument	1	
	36875-02	D,F	PANEL ASSEMBLY - Instrument	1	
	36875-05	D,G	PANEL ASSEMBLY - Instrument	1	
	36875-03	E,F	PANEL ASSEMBLY - Instrument	1	
	36875-04	B,E,J	PANEL ASSEMBLY - Instrument	1	32R-8029001 thru 32R-8029011
	36875-06	E,G	PANEL ASSEMBLY - Instrument	1	
	85199-02	Q	PANEL - Instrument, left	1	
	85199-03	Q	PANEL - Instrument, right	1	
-30	68272-02		* PLATE - Control wheel	2	
-31	68272-03		* PLATE - Control wheel	4	

When ordering, always specify Part Number, Description, and Serial Number of Aircraft

Reissued: May 27, 1999

FOR INSTRUCTIONAL USE ONLY
PIPER AIRCRAFT
PA-32R-301/301T
AIRPLANE PARTS CATALOG

Figure and Index Number	Part Number	Code	Nomenclature	No. Req.	Serial Numbers Affected
8-32	68273-02		* BUSHING - Control wheel	2	
-33	484 792		* O-RING - Control wheel (MS28775-218)	2	
-34	68272-04		* PLATE - Control wheel	2	
-35	79565-00	C	PANEL - Instrument, upper left	1	
	79565-11	P	PANEL - Instrument, upper left	1	
	79565-09	G,K	PANEL - Instrument, upper left	1	
	79565-10	A,N	PANEL - Instrument, upper left	1	32R-8413007 and up
-36	68290-02		FLANGE - Engine cowl, left	1	
	68290-03		FLANGE - Engine cowl, right	1	
-37	68290-06	A	FLANGE - Engine cowl, left	1	
	68290-08	B	FLANGE - Engine cowl, left	1	
	68290-05	A	FLANGE - Engine cowl, right	1	
	68290-09	B	FLANGE - Engine cowl, right	1	
-38	68290-04		FLANGE - Engine cowl, top	1	
-39	68279-00	A	PLATE ASSEMBLY - Joggle strip, left	1	
	98669-02	B	PLATE ASSEMBLY - Joggle strip, left	1	
	68279-04	A	PLATE ASSEMBLY - Joggle strip, right	1	
	98669-02	B	PLATE ASSEMBLY - Joggle strip, right	1	
-40	68283-00		CLIP- Channel attachment, left	1	
	68283-01		CLIP- Channel attachment, right	1	
-41	62542-00		GUSSET- Left	1	
	62542-01		GUSSET- Right	1	
-42	99421-00		CHANNEL - Armrest support	2	
-43	62644-00		WEB - Forward cockpit, Sta. 108	1	
-44	65692-04	B	SEAL - Cowl, lower, left	1	
	65692-05	B	SEAL - Cowl, lower, right	1	
	65692-03		SEAL - Cowl, upper	1	
-45	411 539		BOLT- (MS35207-270)	1	
	407 564		WASHER - (AN960-10)	1	
	404 887		NUT - (MS20365-1032C)	1	
-46	79564-00	C	DOUBLER - Instrument panel	1	
	36839-03	G,L	DOUBLER - Instrument panel	1	
-47	68286-00		CLIP- Attachment	1	
-48	98581-02	B	BRACKET ASSEMBLY - Nose gear fairing door	1	
-49	69347-03		MOUNT ASSEMBLY - Switch plate	1	
-50	69475-00		MOUNT ASSEMBLY - Switch plate	1	
-51	63927-00		BUMPER - Tee bar	1	
-52	63900-64		BUSHING - Tee bar bumper	1	
-53	63699-00		SPACER - Tee bar bumper	1	
-54	62833-23		WASHER - Tee bar bumper	AR	
-55	39515-04	Q	CLIP ASSEMBLY - Instrument panel, left	1	
	39515-05	Q	CLIP ASSEMBLY - Instrument panel, right	1	
	486 106	Q	SCREW - (PS10084-61-2)	6	
-56	85199-04	Q	CHANNEL ASSEMBLY - Instrument panel	1	
-57	87260-04	Q	BRACKET ASSEMBLY - Instrument panel, left	1	
	87261-04	Q	BRACKET ASSEMBLY - Instrument panel, right	1	
	486 106	Q	SCREW - (PS10084-61-2)	6	

When ordering, always specify Part Number, Description, and Serial Number of Aircraft

FOR INSTRUCTIONAL USE ONLY
PIPER AIRCRAFT
PA-32R-301/301T
AIRPLANE PARTS CATALOG

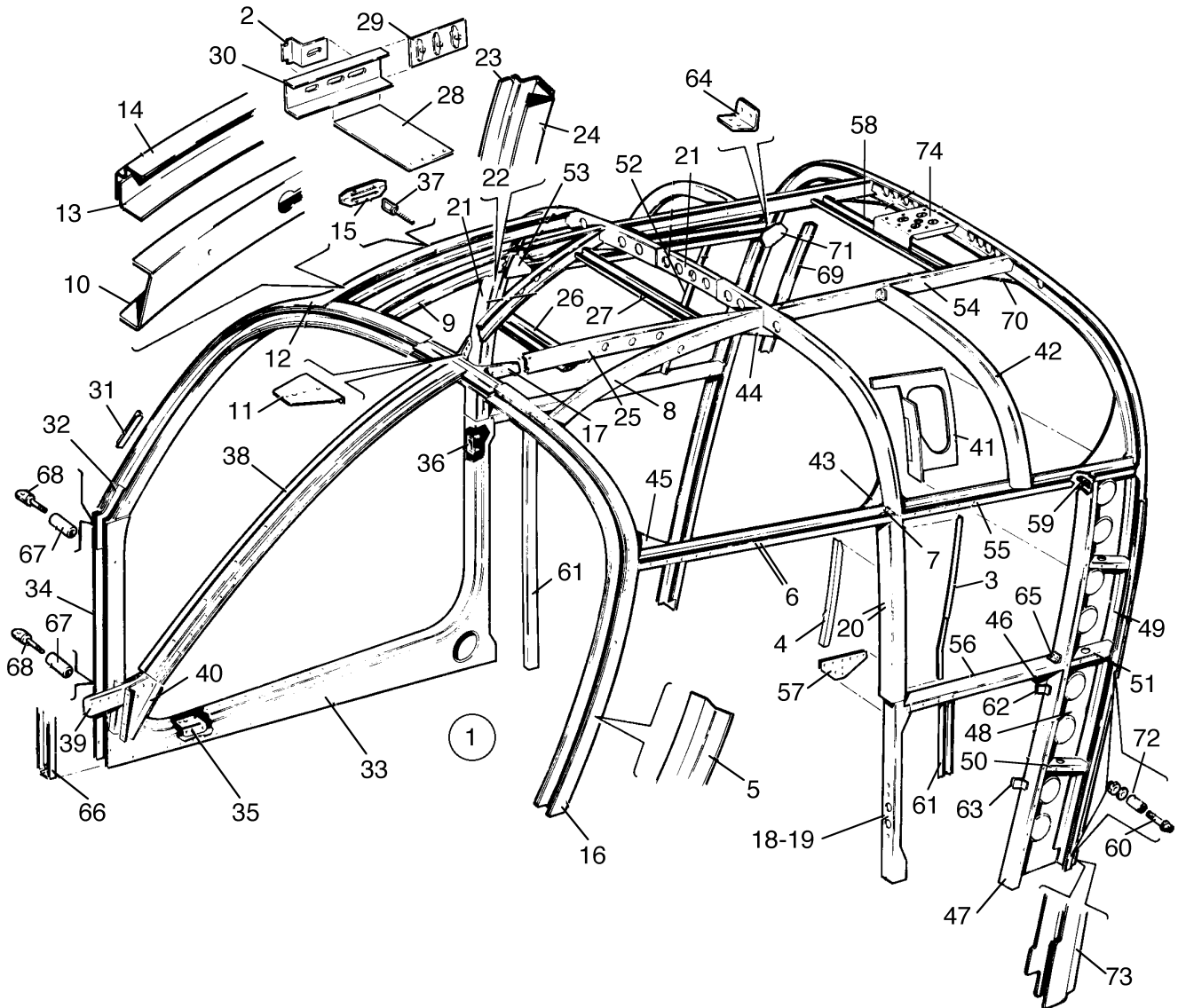


Figure 9. Fuselage Upper Center Cockpit Assembly

Reissued: May 27, 1999

FOR INSTRUCTIONAL USE ONLY
PIPER AIRCRAFT
PA-32R-301/301T
AIRPLANE PARTS CATALOG

CODE EXPLANATIONS FOR FIGURE 9

- A - Used if .250 thick sound reduction windshield is installed.
- B - See Figure 80 if Fixed Oxygen System is installed.
- C - Used on PA-32R-301 with serial numbers 32R-8213045 thru 32R-8613005, 3213001 thru 3213041 (less 3213029), and PA-32R-301T with serial numbers 32R-8229041 thru 32R-8629006, 3229001 and up.
- D - Used on PA-32R-301 with serial numbers 3213029 and 3213042 and up.

FOR INSTRUCTIONAL USE ONLY
PIPER AIRCRAFT
PA-32R-301/301T
AIRPLANE PARTS CATALOG

Figure and Index Number	Part Number	Code	Nomenclature	No. Req.	Serial Numbers Affected
9-1	38001-910		COCKPIT ASSEMBLY - Center	1	
-2	69739-00		* CLIP - Door latch lock	1	
-3	69698-00		* ANGLE - Upper cockpit, left	1	
	69698-01		* ANGLE - Upper cockpit, right	1	
-4	69697-00		* ANGLE - Upper cockpit	1	
-5	69891-06		* RETAINER - Upper cockpit, left, upper	1	
	69891-02		* RETAINER - Upper cockpit, left, lower	1	
	69891-04	A	* RETAINER - Upper cockpit, left, lower	1	
	69891-07		* RETAINER - Upper cockpit, right, upper	1	
	69891-03		* RETAINER - Upper cockpit, right, lower	1	
	69891-05	A	* RETAINER - Upper cockpit, right, lower	1	
-6	62479-02		* CHANNEL - Upper cockpit	1	
-7	62516-00		* CLIP - Channel assembly, upper cockpit	1	
-8	68382-02		* CHANNEL ASSEMBLY - Upper cockpit, left	1	
-9	68352-03		* CHANNEL - Upper cockpit, right	1	
-10	62874-06		* CHANNEL - Upper cockpit, right	1	
-11	79162-00		* DOUBLER - Antenna	1	
-12	79561-901		* PAN ASSEMBLY - Upper	1	
-13	79561-06		** PAN - Inner	1	
-14	79561-05		** PAN - Outer	1	
-15	79234-00		* PLATE - Forward door latch	1	
-16	69888-00		* FRAME ASSEMBLY - Canted, fuselage, Sta. 851	1	
-17	68320-03		** FITTING - Windshield bow	1	
-18	68325-02		* FRAME ASSEMBLY - Sta. 108	1	
-19	68331-00		** CHANNEL - Fuselage frame, left	1	
	68331-01		** CHANNEL - Fuselage frame, right	1	
-20	68327-00		** CHANNEL ASSEMBLY	1	
-21	68326-00		** CHANNEL - Splice	1	
-22	79561-903		* PAN ASSEMBLY - Side	1	
-23	79561-07		** PAN - Upper cockpit, outer	1	
-24	79561-08		** PAN - Upper cockpit, inner	1	
-25	68342-10		* CHANNEL - Upper cockpit, center, left	1	
	68342-11		* CHANNEL - Upper cockpit, center, right	1	
-26	68308-00		* HAT - Upper cockpit	1	
-27	68307-00	B	* HAT - Upper cockpit	1	
-28	69742-00		* PLATE - Door latch	1	
-29	69738-00		* PLATE ASSEMBLY - Door latch	1	
-30	69740-02		* CHANNEL - Door latch	1	
-31	79561-04		* JAMB - Door, forward	1	
-32	76467-04		* CHANNEL - Upper cockpit	1	
-33	79547-00		LOWER PAN ASSEMBLY - Upper cockpit	1	
-34	79547-03		* PAN - Upper cockpit, inner	1	
	79547-02		* PAN - Upper cockpit, outer	1	
-35	62656-00		* ANGLE ASSEMBLY - Door holder	1	
-36	79639-02		* PLATE - Door latch striker	1	
-37	63037-00		LOOP ASSEMBLY - Forward door latch	1	
-38	69481-02		HAT ASSEMBLY - Windshield	1	
	69481-03	A	HAT ASSEMBLY - Windshield	1	
-39	68313-00		* FITTING - Windshield	1	
-40	69483-00		* BRACKET - Windshield hat, left	1	
	69483-01		* BRACKET - Windshield hat, right	1	
-41	78012-00		DOUBLER ASSEMBLY - Sta. 124.25	1	
-42	68315-00		CHANNEL - Upper cockpit, left	1	
	68315-01		CHANNEL - Upper cockpit, right	1	
-43	89090-03		GUSSET - Upper cockpit, left	1	
-44	68323-00		GUSSET - Upper cockpit, left	1	
	68323-01		GUSSET - Upper cockpit, right	1	
-45	68324-00		GUSSET - Upper cockpit, left	1	

When ordering, always specify Part Number, Description, and Serial Number of Aircraft

Reissued: May 27, 1999

FOR INSTRUCTIONAL USE ONLY
PIPER AIRCRAFT
PA-32R-301/301T
AIRPLANE PARTS CATALOG

Figure and Index Number	Part Number	Code	Nomenclature	No. Req.	Serial Numbers Affected
9-46	68344-00		GUSSET - Upper cockpit, left	1	
-47	68328-02		CHANNEL - Sta. 122 to Sta. 132, left	1	
-48	68330-06		WEB ASSEMBLY -Sta. 128, left	1	
-49	68332-00		FRAME ASSEMBLY - Sta. 128	1	
-50	68338-00		STIFFENER - Left side	2	
-51	68339-00		STIFFENER - Left side	1	
-52	68349-00		ANGLE - Upper cockpit, center, right	1	
-53	89090-02		GUSSET ASSEMBLY - Upper cockpit, right	1	
-54	68381-00		CHANNEL ASSEMBLY - Upper cockpit, center, left	1	
-55	68340-00		CHANNEL - Upper cockpit, center, left	1	
	68351-00		CHANNEL - Upper cockpit, center, right	1	
-56	68341-00		CHANNEL - Upper cockpit, center, left	1	
	68343-02		CHANNEL - Upper cockpit, center, right	1	
-57	67742-00		GUSSET - Upper cockpit	1	
-58	69748-00		CHANNEL - Upper cockpit	1	
-59	62506-00		CLIP - Upper cockpit	5	
-60	402 060		BOLT - Eye, hinge (AN44-20A)	2	
	407 586		WASHER - (AN960-516L)	2	
	404 837		NUT - (MS20364-524C)	2	
-61	99422-02		CHANNEL - Armrest support	4	
-62	68363-00		CLIP	1	
-63	68362-00		CLIP	1	
-64	62506-03		CLIP - Upper cockpit	1	
-65	62506-04		CLIP - Upper cockpit	1	
-66	62697-02		CHANNEL ASSEMBLY - Upper fuselage	1	
-67	63900-46		BUSHING - Door hinge attachment, lower	1	
	63900-47		BUSHING - Door hinge attachment, upper	1	
-68	402 057		BOLT - Eye, door hinge attachment (AN44-17A)	2	
	407 586		WASHER - Door hinge attachment (AN960-516L)	2	
	404 837		NUT - Door hinge attachment (MS20364-524C)	2	
-69	68223-00		ANGLE - Upper cockpit, center	1	
-70	68319-00		GUSSET - Upper cockpit	2	
-71	68225-00		GUSSET - Upper cockpit	1	
-72	63900-46		BUSHING	2	
-73	68334-00		JAMB - Door, upper cockpit, center	1	
-74	87278-02	C	DOUBLER ASSEMBLY - Antenna	1	
	87278-04	D	DOUBLER ASSEMBLY - Antenna	1	

When ordering, always specify Part Number, Description, and Serial Number of Aircraft

FOR INSTRUCTIONAL USE ONLY
PIPER AIRCRAFT
PA-32R-301/301T
AIRPLANE PARTS CATALOG

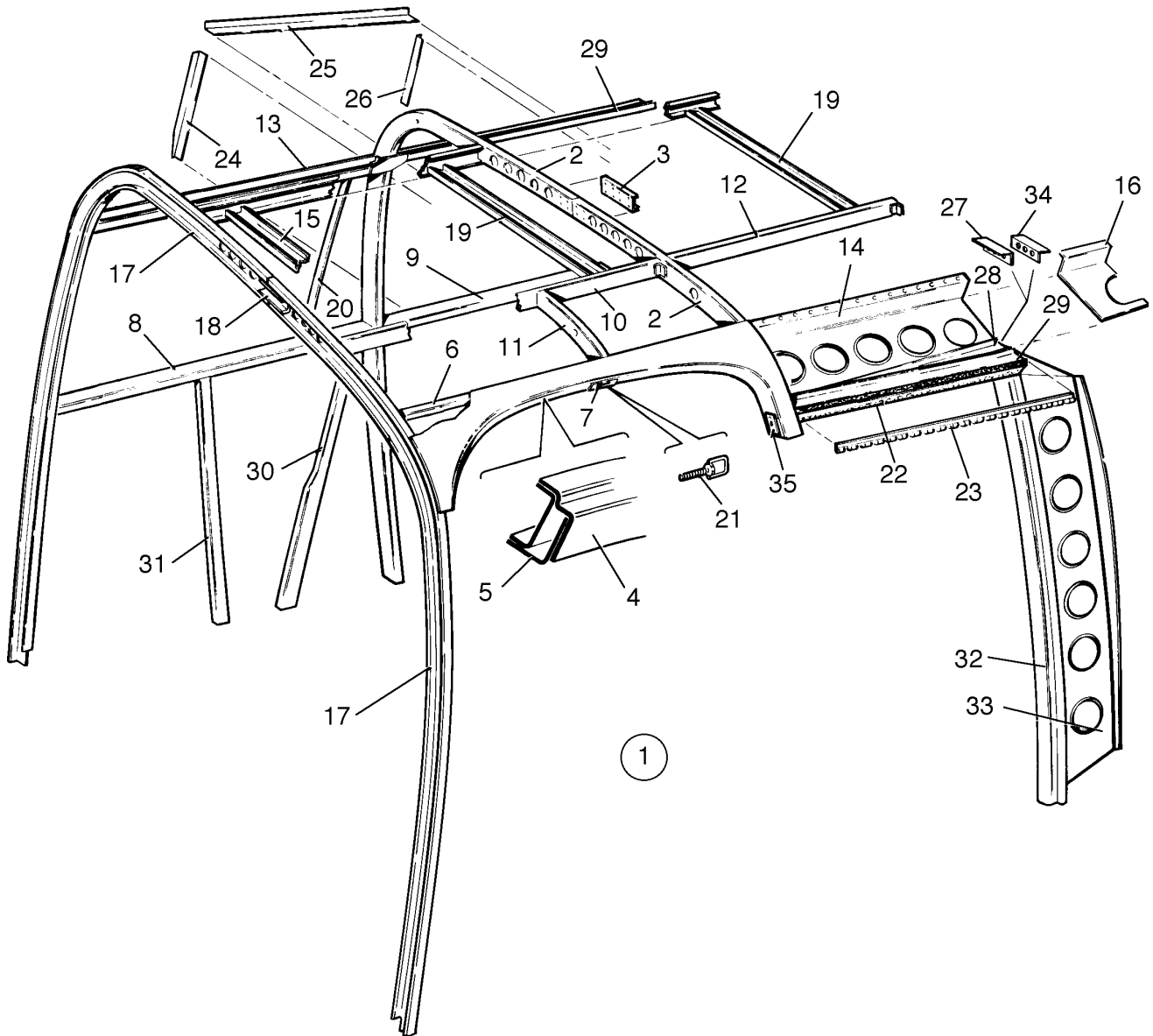


Figure 10. Fuselage Upper Aft Cockpit Assembly

Reissued: May 27, 1999

FOR INSTRUCTIONAL USE ONLY
PIPER AIRCRAFT
PA-32R-301/301T
AIRPLANE PARTS CATALOG

CODE EXPLANATIONS FOR FIGURE 10

- A - Used on PA-32R-301 with serial numbers 32R-8013001 to 32R-8113133 inclusive, and PA-32R-301T with serial numbers 32R-8029001 to 32R-8129124 inclusive.
- B - Used on PA-32R-301 with serial numbers 32R-8213001 and up, and PA-32R-301T with serial numbers 32R-8229001 and up.

FOR INSTRUCTIONAL USE ONLY
PIPER AIRCRAFT
PA-32R-301/301T
AIRPLANE PARTS CATALOG

Figure and Index Number	Part Number	Code	Nomenclature	No. Req.	Serial Numbers Affected
10-1	38001-911		COCKPIT ASSEMBLY - Aft	1	
-2	68984-00		* CHANNEL - Sta. 165, left	1	
	68357-01		* CHANNEL- Sta. 165, right	1	
-3	68359-00		* CHANNEL- Splice	1	
-4	69105-02		* SILL - Rear door	1	
-5	69105-03		* SILL - Rear door	1	
-6	68366-00		* CHANNEL - Rear door	1	
-7	68353-00		* PLATE - Door latch	1	
-8	68375-00		* LONGERON - Upper cockpit, aft	1	
-9	68370-01		* LONGERON - Upper cockpit, aft, right	1	
-10	68371-00		* CHANNEL - Upper cockpit, aft, left	1	
	68371-01		* CHANNEL - Upper cockpit, aft, right	1	
-11	68372-00		* SUPPORT ASSEMBLY - Latch	1	
-12	68373-00		* LONGERON - Upper cockpit, aft, left	1	
	68373-01		* LONGERON - Upper cockpit, aft, right	1	
-13	68374-00	A	* CHANNEL - Upper cockpit	1	
	39727-02	B	* CHANNEL - Upper cockpit	1	
-14	68966-00		* WEB - Cargo door, upper	1	
-15	69748-00		* CHANNEL - Upper cockpit	1	
-16	96851-00		* DOUBLER - Shoulder harness, left	1	
-17	68333-00		* CHANNEL - Fuselage frame, left	1	
	68333-01		* CHANNEL - Fuselage frame, right	1	
-18	68335-00		* CHANNEL- Splice	1	
-19	68364-00		* CHANNEL - Upper cockpit	2	
-20	68378-00	A	ANGLE - Upper cockpit, aft	1	
-21	63037-00		LOOP ASSEMBLY - Aft door latch	1	
-22	68967-00		STIFFENER - Cargo door, upper	1	
-23	68974-00		HINGE HALF - Cargo door	1	
-24	69720-00	A	ANGLE - Window, forward	1	
-25	69719-00	A	ANGLE - Window, top	1	
-26	69718-00	A	ANGLE - Window, rear	1	
-27	68986-02		CLIP - Cargo door web	1	
-28	99729-01		ANGLE - Headlining attachment, right	1	
-29	68369-00		ZEE - Upper cockpit, aft, left	1	
	68369-01		ZEE - Upper cockpit, aft, right	1	
-30	69971-02		CHANNEL - Armrest support	1	
-31	69971-03		CHANNEL - Armrest support	1	
-32	68985-00		JAMB ASSEMBLY - Cargo door, aft	1	
-33	68970-00		WEB - Cargo door jamb stiffener	1	
-34	68986-03		CLIP - Cargo door web	1	
-35	96986-00	B	PLATE - Striker	1	

When ordering, always specify Part Number, Description, and Serial Number of Aircraft

Reissued: May 27, 1999

FOR INSTRUCTIONAL USE ONLY
PIPER AIRCRAFT
PA-32R-301/301T
AIRPLANE PARTS CATALOG

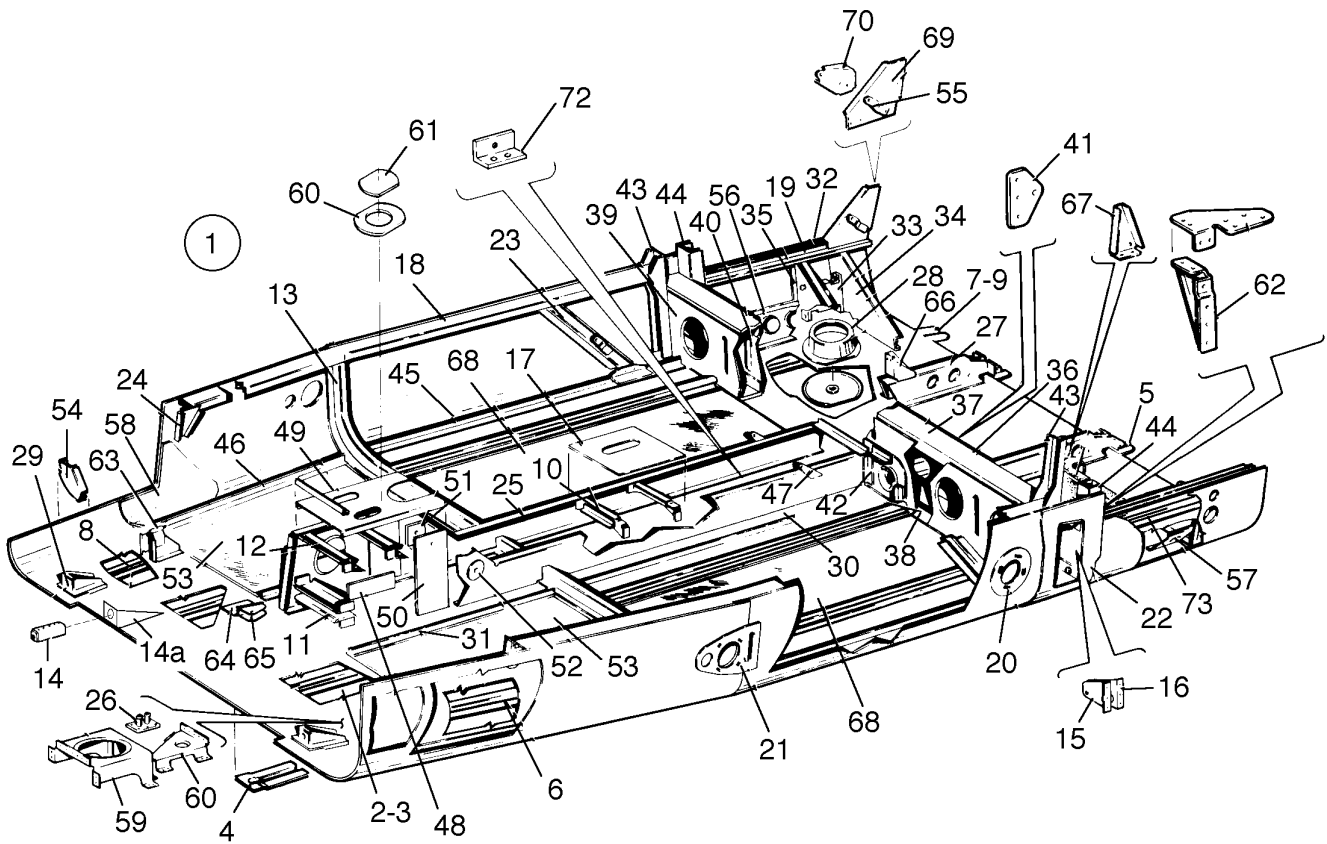


Figure 11. Fuselage Lower Forward Cockpit Assembly

FOR INSTRUCTIONAL USE ONLY
PIPER AIRCRAFT
PA-32R-301/301T
AIRPLANE PARTS CATALOG

CODE EXPLANATIONS FOR FIGURE 11

- A - Used on PA-32R-301 only.
- B - Used on PA-32R-301T only.
- C - Used if air conditioning is installed.
- D - Used on aircraft with electric flaps installation.
- E - See latest revision of Piper Service Bulletin 955. Also reference Engine Mount Drag Link Installation Kit 766 253 for the PA-32R-301, or Engine Mount Drag Link Installation Kit 766 252 for the PA-32R-301T.
- F - Used on PA-32R-301 serial numbers 3213029, and 3213042 and up.

FOR INSTRUCTIONAL USE ONLY
PIPER AIRCRAFT
PA-32R-301/301T
AIRPLANE PARTS CATALOG

Figure and Index Number	Part Number	Code	Nomenclature	No. Req.	Serial Numbers Affected
11-1	38001-965	A	COCKPIT ASSEMBLY - Forward	1	
	38001-964	B	COCKPIT ASSEMBLY - Forward	1	
-2	68501-07		* HAT ASSEMBLY - Inboard, left and right	2	
-3	68505-00		** HAT	1	
-4	62543-00		** FAIRING	1	
	62543-02	C	** FAIRING	1	
-5	68506-00		** FAIRING	1	
-6	68502-00		* HAT- Front, left	1	
	62558-00		* FAIRING	1	
-7	68503-00		* FAIRING - Rear	1	
-8	68502-01		* HAT - Front, right	1	
	62558-01		* FAIRING	1	
-9	68503-01		* FAIRING - Rear	1	
-10	62679-00		* BRACKET ASSEMBLY - Tunnel, front	1	
	62679-01		* BRACKET ASSEMBLY - Tunnel, rear	1	
-11	62620-00		* BRACKET - Tunnel	2	
-12	62664-00		* ZEE ASSEMBLY - Tunnel	2	
-13	68525-00		* FRAME ASSEMBLY - Sta. 73	1	
-14	38041-00		* FITTING ASSEMBLY - Drag link, left	1	
	38041-01	E	* FITTING ASSEMBLY - Drag link, right	1	
	02867-02	E	* FITTING ASSEMBLY - Drag link, right	1	
-14a	02869-02	E	* DOUBLER	1	
-15	38136-00		* BRACKET - Pulley, aileron, forward left	1	
	38136-01		* BRACKET - Pulley, aileron, forward right	1	
-16	38136-08		* BRACKET- Pulley, aileron, rear left	1	
	38136-09		* BRACKET - Pulley, aileron, rear right	1	
-17	68542-00		* PLATE - Tunnel, top	1	
-18	68504-00		* LONGERON - Left, outboard	1	
	68504-01		* LONGERON - Right, outboard	1	
-19	68508-01		* LONGERON - Right, rear, outboard	1	
	68508-02		* LONGERON - Left, rear, outboard	1	
-20	68539-00		* DOUBLER ASSEMBLY - Sta. 100	2	
-21	68540-00		* DOUBLER ASSEMBLY - Left, Sta. 73	1	
	68540-01		* DOUBLER ASSEMBLY - Right, Sta. 73	1	
-22	68507-02		* DOUBLER - Main spar box, left	1	
	95925-02		* DOUBLER - Main spar box, right	1	
-23	96890-00		* SUPPORT ASSEMBLY - Seat belt attachment, left	1	
	96890-01		* SUPPORT ASSEMBLY - Seat belt attachment, right	1	
-24	62581-01		* BRACKET - Lower assembly, left	1	
	62581-00		* BRACKET - Lower assembly, right	1	
-25	68534-02		* CHANNEL - Tunnel, left	1	
	68534-03		* CHANNEL - Tunnel, right	1	
-26	63909-00		* VENT ASSEMBLY - Battery	1	
-27	62763-00		* SUPPORT - Torque shaft center	2	
-28	65071-00		* BASE ASSEMBLY - Fuel selector	1	
-29	68533-00		* FITTING - Lower engine mount, left	1	
	68533-01		* FITTING - Lower engine mount, right	1	
-30	68538-00		* ANGLE - Heat duct attaching, rear	2	
-31	68537-00		* ANGLE - Heat duct attaching, front	2	
-32	68509-02		* ANGLE - Forward lower cockpit, left	1	
	68509-03		* ANGLE - Forward lower cockpit, right	1	
-33	62421-00		* FITTING - Flap, left	1	
	62421-01		* FITTING - Flap, right	1	
-34	68511-00		* BRACKET - Torque tube support, left	1	
	68511-01		* BRACKET - Torque tube support, right	1	
-35	68512-00		* BRACKET - Torque tube support, left	1	
	68512-01		* BRACKET - Torque tube support, right	1	
-36	38487-02		* BOX ASSEMBLY - Spar, lower cockpit	1	

When ordering, always specify Part Number, Description, and Serial Number of Aircraft

FOR INSTRUCTIONAL USE ONLY
PIPER AIRCRAFT
PA-32R-301/301T
AIRPLANE PARTS CATALOG

Figure and Index Number	Part Number	Code	Nomenclature	No. Req.	Serial Numbers Affected
11-37	95732-00		** CAP - Spar box, top	1	
-38	95733-00		** CAP - Spar box, bottom	1	
-39	95825-03		** WEB - Spar box, front	1	
-40	38486-02		** WEB - Spar box, rear	1	
-41	95936-00		** BRACKET - Flap return spring	1	
-42	68921-00		** TUBE - Cabin heat	2	
-43	96330-02		** CHANNEL - Spar box, left	1	
	62545-03		** CHANNEL - Spar box, right	1	
-44	96339-00		** CHANNEL - Frame, left	1	
	96339-01		** CHANNEL - Frame, right	1	
-45	65657-02		* ANGLE - Panel reinforcement	2	
-46	65656-00		* ANGLE - Panel reinforcement, left	1	
	65656-01		* ANGLE - Panel reinforcement, right	1	
-47	96877-00		* ATTACHMENT - Seat belt, outboard, left	1	
	96878-00		* ATTACHMENT - Seat belt, inboard, left	1	
	96877-01		* ATTACHMENT - Seat belt, outboard, right	1	
	96878-01		* ATTACHMENT - Seat belt, inboard, right	1	
-48	68543-00		* PLATE - Tunnel, side	2	
-49	62601-02		* PLATE - Tunnel, top front	1	
-50	62606-00		* STIFFENER - Tunnel, side	2	
-51	62607-00		* PLATE - Tunnel, side	2	
-52	62608-00		* DOUBLER - Tunnel, side	2	
-53	96700-04		FLOORBOARD - Lower cockpit, forward, left	1	
	96700-05		FLOORBOARD - Lower cockpit, forward, right	1	
-54	68264-00		RIB - Lower cockpit, forward	1	
-55	96896-00		LINK - Seat belt attachment	2	
-56	65126-00		STIFFENER - Lower cockpit, right	1	
-57	65126-01		STIFFENER - Lower cockpit, left	1	
-58	68531-00		DOUBLER - Right front, Sta. 49	1	
-59	38023-02		SUPPORT ASSEMBLY - Forward baggage	1	
-60	38023-03		SUPPORT ASSEMBLY - Forward baggage	1	
-61	68528-00		GUSSET - Sta. 108, left	1	
	96334-00	F	GUSSET - Sta. 108, left	1	
	68528-01		GUSSET - Sta. 108, right	1	
	96334-01	F	GUSSET - Sta. 108, right	1	
-62	96333-00		GUSSET - Floor support, left	1	
	96333-01		GUSSET - Floor support, right	1	
-63	69776-00		BRACKET ASSEMBLY - Rudder pedal stop, left	1	
	69776-01		BRACKET ASSEMBLY - Rudder pedal stop, right	1	
-64	38047-03		ANGLE ASSEMBLY - Mount, nose gear actuator	1	
-65	38047-05		FITTING - Mount, nose gear actuator	1	
	553 229		BOLT - (NAS144-12)	2	
-66	38055-00		SUPPORT - Actuator, automatic landing gear	1	
	38055-02	D	SUPPORT - Actuator, automatic landing gear	1	
-67	38056-00		SUPPORT - Diaphragm, automatic landing gear	1	
	38056-03	D	SUPPORT - Diaphragm, automatic landing gear	1	
-68	96684-00		FLOORBOARD - Lower cockpit, rear	2	
-69	96897-00		GUSSET - Seat belt attachment	1	
-70	96884-00		BRACKET ASSEMBLY - Seat belt attachment, left	1	
	96884-01		BRACKET ASSEMBLY - Seat belt attachment, right	1	
-71	38554-02	B	SUPPORT ASSEMBLY - Fuel pump	1	
	38570-02	A	SUPPORT ASSEMBLY - Fuel pump	1	
-72	96041-00		ANGLE - Lever, fuel selector bracket	1	
-73	96349-00		HAT - Lower cockpit, outboard, left	1	
	96349-01		HAT - Lower cockpit, outboard, right	1	

When ordering, always specify Part Number, Description, and Serial Number of Aircraft

Reissued: May 27, 1999

FOR INSTRUCTIONAL USE ONLY
PIPER AIRCRAFT
PA-32R-301/301T
AIRPLANE PARTS CATALOG

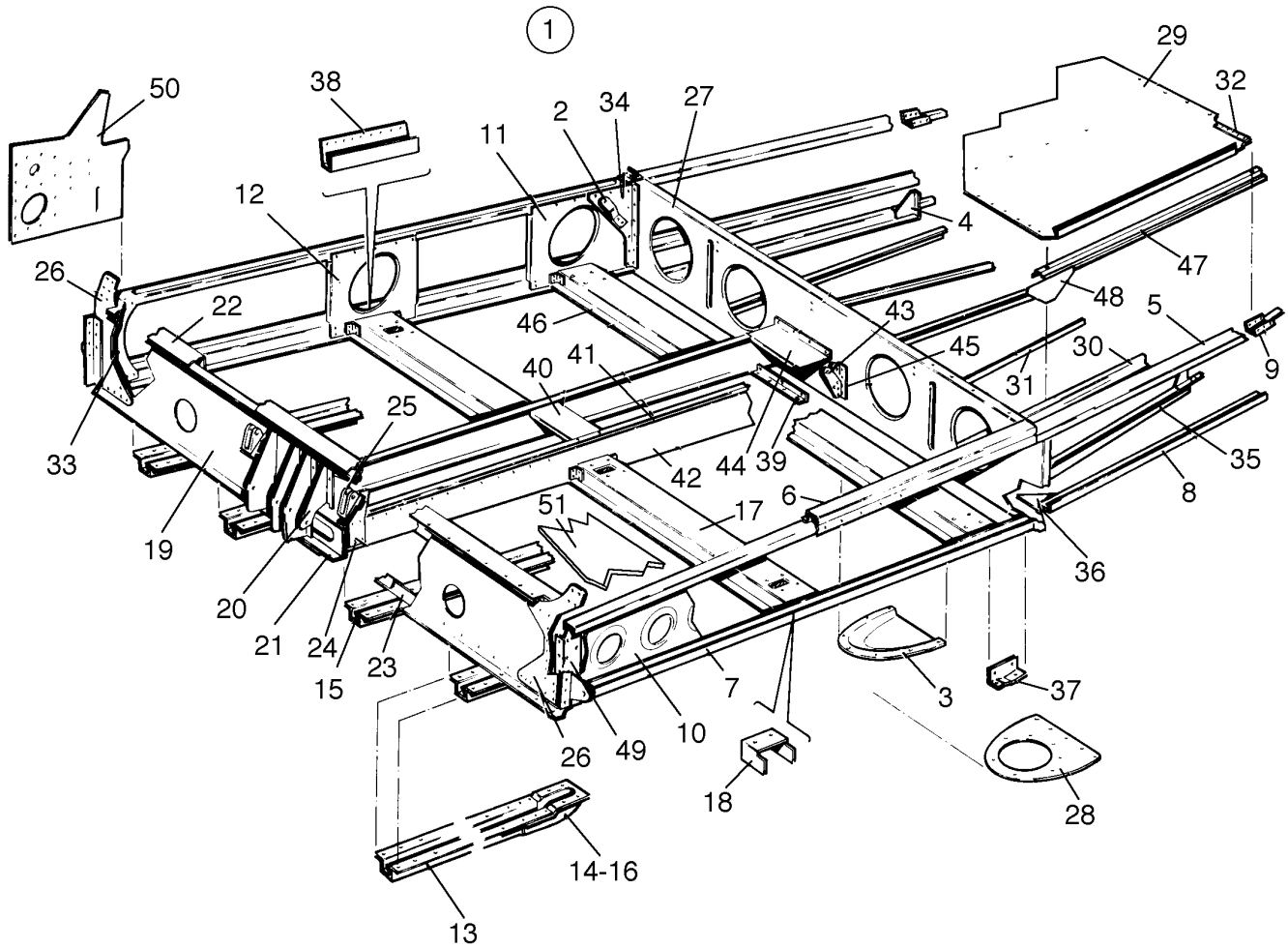


Figure 12. Fuselage Lower Aft Cockpit Assembly

FOR INSTRUCTIONAL USE ONLY
PIPER AIRCRAFT
PA-32R-301/301T
AIRPLANE PARTS CATALOG

CODE EXPLANATIONS FOR FIGURE 12

FOR INSTRUCTIONAL USE ONLY
PIPER AIRCRAFT
PA-32R-301/301T
AIRPLANE PARTS CATALOG

Figure and Index Number	Part Number	Code	Nomenclature	No. Req.	Serial Numbers Affected
12-1	38001-966		COCKPIT ASSEMBLY - Aft	1	
-2	96896-02		* BRACKET - Seat belt attachment	2	
-3	66965-00		* SCOOP - Cabin exhaust vent	1	
-4	65119-00		* GUSSET - Baggage compartment, left	1	
	65119-01		* GUSSET - Baggage compartment, right	1	
-5	68603-00		* LONGERON ASSEMBLY - Left	1	
	68657-00		* LONGERON ASSEMBLY - Right	1	
-6	68604-00		* JAMB - Door	1	
-7	68605-00		* CHANNEL - Left	1	
	68605-01		• CHANNEL - Right	1	
-8	68606-00		* CHANNEL - Left	1	
	68606-01		* CHANNEL - Right	1	
-9	68634-00		* CHANNEL - Splice, left	1	
	68634-01		• CHANNEL - Splice, right	1	
-10	68607-03		* WEB ASSEMBLY - Left	1	
-11	68649-03		* WEB ASSEMBLY - Right	1	
-12	68655-02		* WEB - Right	1	
-13	68609-00		* HAT ASSEMBLY - Left, outboard	1	
	68609-01		* HAT ASSEMBLY - Right, outboard	1	
-14	62554-00		** FAIRING	1	
-15	68612-00		* HAT ASSEMBLY - Inboard	2	
-16	62554-00		** FAIRING	1	
-17	79583-02		* HAT ASSEMBLY - Seat support, left	1	
	79583-03		* HAT ASSEMBLY - Seat support, right	1	
-18	68677-00		** DOUBLER ASSEMBLY - Seat support	1	
-19	68616-00		* WEB - Sta. 128	1	
-20	62563-00		* BRACKET - Left, Sta. 128	2	
	62563-01		* BRACKET - Right, Sta. 128	2	
-21	62566-00		* FORWARD DOUBLER - Rear seat support	1	
-22	68617-00		* STIFFENER - Frame, Sta. 128	1	
-23	68618-00		* ANGLE - Frame, Sta. 128	1	
-24	68619-00		* GUSSET - Sta. 128	1	
	68619-01		* GUSSET - Sta. 128	1	
-25	96880-00		* FITTING - Seat belt attachment	2	
-26	68621-02		* FITTING ASSEMBLY - Wing attachment, left	1	
	68621-03		* FITTING ASSEMBLY - Wing attachment, right	1	
-27	68624-00		* WEB - Sta. 168	1	
-28	65556-00		* DOUBLER - Cabin exhaust scoop	1	
-29	69107-00		* PANEL - Cargo floor	1	
-30	68632-00		* ZEE ASSEMBLY - Baggage floor, left and center	2	
	68632-01		* ZEE ASSEMBLY - Baggage floor, right	1	
-31	68637-00		* ANGLE - Left	1	
	68637-01		* ANGLE - Right	1	
-32	68638-02		* ANGLE - Baggage floor, left	1	
	68638-01		* ANGLE - Baggage floor, right	1	
-33	69639-00		* GUSSET - Right	1	
-34	68640-02		* DOUBLER - Seat belt attachment, left	1	
	68640-03		* DOUBLER - Seat belt attachment, right	1	
-35	68641-00		* STIFFENER - Left	1	
	68641-01		* STIFFENER - Right	1	
-36	68642-00		* GUSSET - Baggage floor, left	1	
	68642-01		* GUSSET - Baggage floor, right	1	
-37	68643-00		* ANGLE - Left	1	
	68643-01		* ANGLE - Right	1	
-38	68678-00		* DOUBLER ASSEMBLY - Step	1	
-39	68629-00		* ANGLE ASSEMBLY - Cable guard, center	1	
-40	68656-00		* CHANNEL - Tunnel top	1	

When ordering, always specify Part Number, Description, and Serial Number of Aircraft

FOR INSTRUCTIONAL USE ONLY
PIPER AIRCRAFT
PA-32R-301/301T
AIRPLANE PARTS CATALOG

Figure and Index Number	Part Number	Code	Nomenclature	No. Req.	Serial Numbers Affected
12-41	68647-00		* ANGLE ASSEMBLY - Tunnel side, left	1	
	68647-01		* ANGLE ASSEMBLY - Tunnel side, right	1	
-42	68608-00		* ANGLE - Aft tunnel wall, left	1	
	68608-01		* ANGLE - Aft tunnel wall, right	1	
-43	96885-00		* ATTACHMENT - Seat belt, left	1	
	96885-01		* ATTACHMENT - Seat belt, right	1	
-44	68652-00		* COVER - Aft tunnel	1	
-45	68625-02		* ANGLE - Tunnel wall attachment, left	1	
	68625-03		* ANGLE - Tunnel wall attachment, right	1	
-46	79747-00		* HAT ASSEMBLY - Seat support, left	1	
	79747-01		* HAT ASSEMBLY - Seat support, right	1	
-47	68972-00		* JAMB ASSEMBLY - Cargo door, lower	1	
-48	68975-00		* GUSSET - Cargo door, jamb	1	
-49	68644-00		* ANGLE - Left, Sta. 128	1	
-50	68645-00		* DOUBLER - Lower cockpit skin	2	
-51	69973-02		* FLOORBOARD ASSEMBLY - left	1	
	69973-03		* FLOORBOARD ASSEMBLY - right	1	

When ordering, always specify Part Number, Description, and Serial Number of Aircraft

FOR INSTRUCTIONAL USE ONLY
PIPER AIRCRAFT
PA-32R-301/301T
AIRPLANE PARTS CATALOG

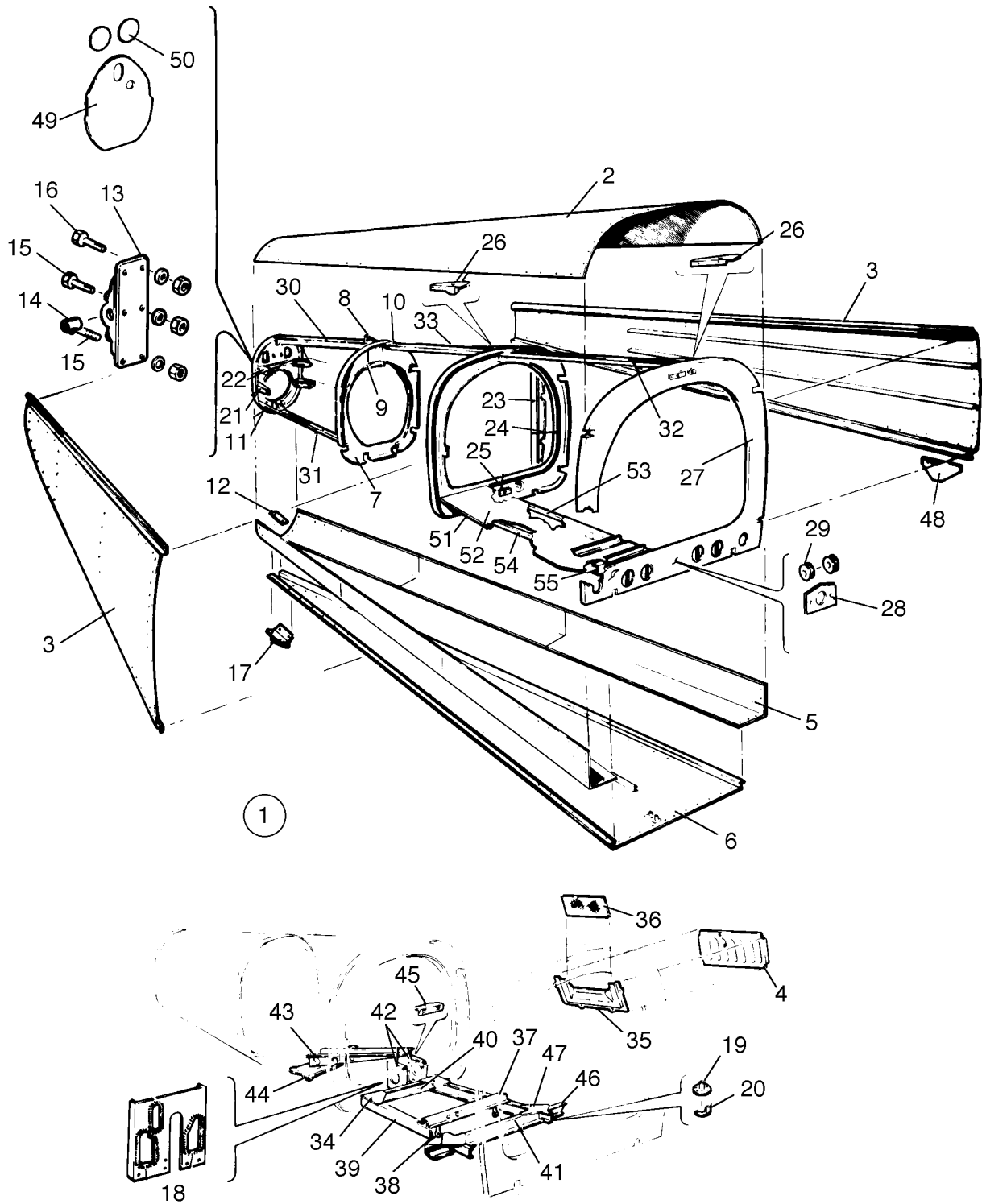


Figure 13. Fuselage Aft Section

FOR INSTRUCTIONAL USE ONLY
PIPER AIRCRAFT
PA-32R-301/301T
AIRPLANE PARTS CATALOG

CODE EXPLANATIONS FOR FIGURE 13

- A - Used if air conditioning is installed.
- B - When ordering, specify with or without provisions for air conditioning.
- C - Used on PA-32R-301T only.
- D - Used if pneumatic deice system is installed.

FOR INSTRUCTIONAL USE ONLY
PIPER AIRCRAFT
PA-32R-301/301T
AIRPLANE PARTS CATALOG

Figure and Index Number	Part Number	Code	Nomenclature	No. Req.	Serial Numbers Affected
13	69890		DRAWING - Fuselage Assembly, Aft Section		
-1	69890-914	B	FUSELAGE ASSEMBLY - Aft section	1	
-2	99468-05		* SKIN - Upper	1	
-3	99470-800		* SKIN ASSEMBLY - Side, left	1	
	99470-01		* SKIN ASSEMBLY - Side, right	1	
	99549-14	A	* SKIN ASSEMBLY - Side, left	1	
	99549-07	A	* SKIN ASSEMBLY - Side, right	1	
-4	99559-02	A	** LOUVER - Air conditioning exhaust, left	1	
	99559-01	A	** LOUVER - Air conditioning exhaust, right	1	
-5	99471-02		* SKIN - Lower, side, left	1	
	99471-03		* SKIN - Lower, side, right	1	
-6	99469-03		* SKIN ASSEMBLY - Lower center	1	
	99549-15	A	* SKIN ASSEMBLY - Lower center	1	
-7	62444-05		* BULKHEAD ASSEMBLY - fuselage, Sta. 259	1	
-8	62453-00		** FITTING - Fin attachment	1	
-9	62753-00		** BRACKET - Stabilator trim	1	
-10	79272-00		** DOUBLER - Fin attachment	1	
-11	62445-00		* BULKHEAD ASSEMBLY - Fuselage, Sta. 286	1	
-12	62471-00		* SPACER - Tail skid	2	
-13	62645-04		* FITTING ASSEMBLY - Stabilator attachment	2	
-14	452 394		** BEARING - (DW4K2)	2	
-15	402 897		* BOLT - (NAS464P3A-4)	8	
	407 564		* WASHER - (AN960-10)	12	
	407 584		* WASHER - (AN960-10L)	8	
	404 556		* NUT - (MS21045-L3)	8	
-16	402 890		* BOLT - (NAS464P3A-5)	4	
	407 564		* WASHER - (AN960-10)	4	
	407 584		* WASHER - (AN960-10L)	4	
	404 556		* NUT - (MS21045-L3)	4	
-17	66769-00		* SKID ASSEMBLY - Tail	1	
-18	76497-02	A	* PANEL ASSEMBLY - Fairlead	1	
-19	99609-00	A	* VENT ASSEMBLY - Evaporator	1	
-20	22482-00	A	* SCOOP - Evaporator vent	1	
-21	62414-00		* FITTING ASSEMBLY - Bottom tail cone, left	1	
	62414-01		* FITTING ASSEMBLY - Bottom tail cone, right	1	
-22	62413-00		* FITTING ASSEMBLY - Top tail cone, left	1	
	62413-01		* FITTING ASSEMBLY - Top tail cone, right	1	
-23	68971-00		* CHANNEL - Cargo door web stiffener	1	
-24	62443-00		* BULKHEAD ASSEMBLY - Fuselage, Sta. 222	1	
-25	67249-00		** FAIRLEAD	1	
-26	99813-02		* DOUBLER - Antenna, forward	1	
	99805-03		* DOUBLER - Antenna, aft	1	
-27	69106-00		* BULKHEAD ASSEMBLY - Fuselage, Sta. 187	1	
-28	62665-02		** FAIRLEAD	4	
-29	62711-04		** PULLEY	2	
-30	62451-00		* HAT ASSEMBLY - Aft fuselage, top	1	
-31	62455-00		* HAT ASSEMBLY - Aft fuselage, bottom	1	
-32	65114-00		* STRINGER - Top, Sta. 187 to Sta. 222	1	
-33	79267-00		* STRINGER - Top, Sta. 222 to Sta. 259	1	
-34	99280-00	A	* GUSSET - Condenser frame, aft, left	1	
	99280-01	A	* GUSSET - Condenser frame, aft, right	1	
-35	99615-00	A	* COVER - Air conditioning exhaust louver, left	1	
	99615-01	A	* COVER - Air conditioning exhaust louver, right	1	
-36	99631-00	A	* FILTER - Air conditioning exhaust	2	
-37	99496-00	A	* BRACKET ASSEMBLY - Condenser door actuation	1	
-38	99561-00	A	** BEARING ASSEMBLY - Condenser door actuation	2	

When ordering, always specify Part Number, Description, and Serial Number of Aircraft

FOR INSTRUCTIONAL USE ONLY
PIPER AIRCRAFT
PA-32R-301/301T
AIRPLANE PARTS CATALOG

Figure and Index Number	Part Number	Code	Nomenclature	No. Req.	Serial Numbers Affected
13-39	99272-00	A	* CHANNEL - Condenser door frame	2	
-40	99273-00	A	* STIFFENER - Condenser door frame	1	
-41	99278-03	A	* ZEE ASSEMBLY - Condenser door frame	1	
-42	99552-00	A	* BRACKET ASSEMBLY - Condenser door bellcrank, left	1	
	99552-02	A	* BRACKET ASSEMBLY - Condenser door bellcrank, right	1	
-43	99558-00	A	* BRACKET - Motor mount condenser actuator	1	
-44	99545-00	A	* BRACKET - Motor support	1	
-45	99555-00	A	* BRACKET - Brace	1	
-46	99487-00	A	* BRACE - Condenser frame, left	1	
	99487-01	A	* BRACE - Condenser frame, right	1	
-47	99488-00	A	* GUSSET - Condenser frame, forward	2	
-48	68991-00		GUSSET - Aft lower cargo hatch	1	
-49	65494-00		PLATE ASSEMBLY - Aft fuselage closeout	1	
	65494-02	C,D	PLATE ASSEMBLY - Aft fuselage closeout	1	32R-8129012 and up
-50	63078-06		DISC - Closeout	2	
-51	67367-00	C	SHELF ASSEMBLY - Battery	1	
-52	79453-00	C	* WEB - Battery shelf	1	
-53	62463-00	C	* CHANNEL - Battery shelf, inboard	1	
-54	62464-00	C	* CHANNEL - Battery shelf, outboard	1	
-55	62465-00	C	* CHANNEL - Battery shelf, front	2	

When ordering, always specify Part Number, Description, and Serial Number of Aircraft

FOR INSTRUCTIONAL USE ONLY
PIPER AIRCRAFT
PA-32R-301/301T
AIRPLANE PARTS CATALOG

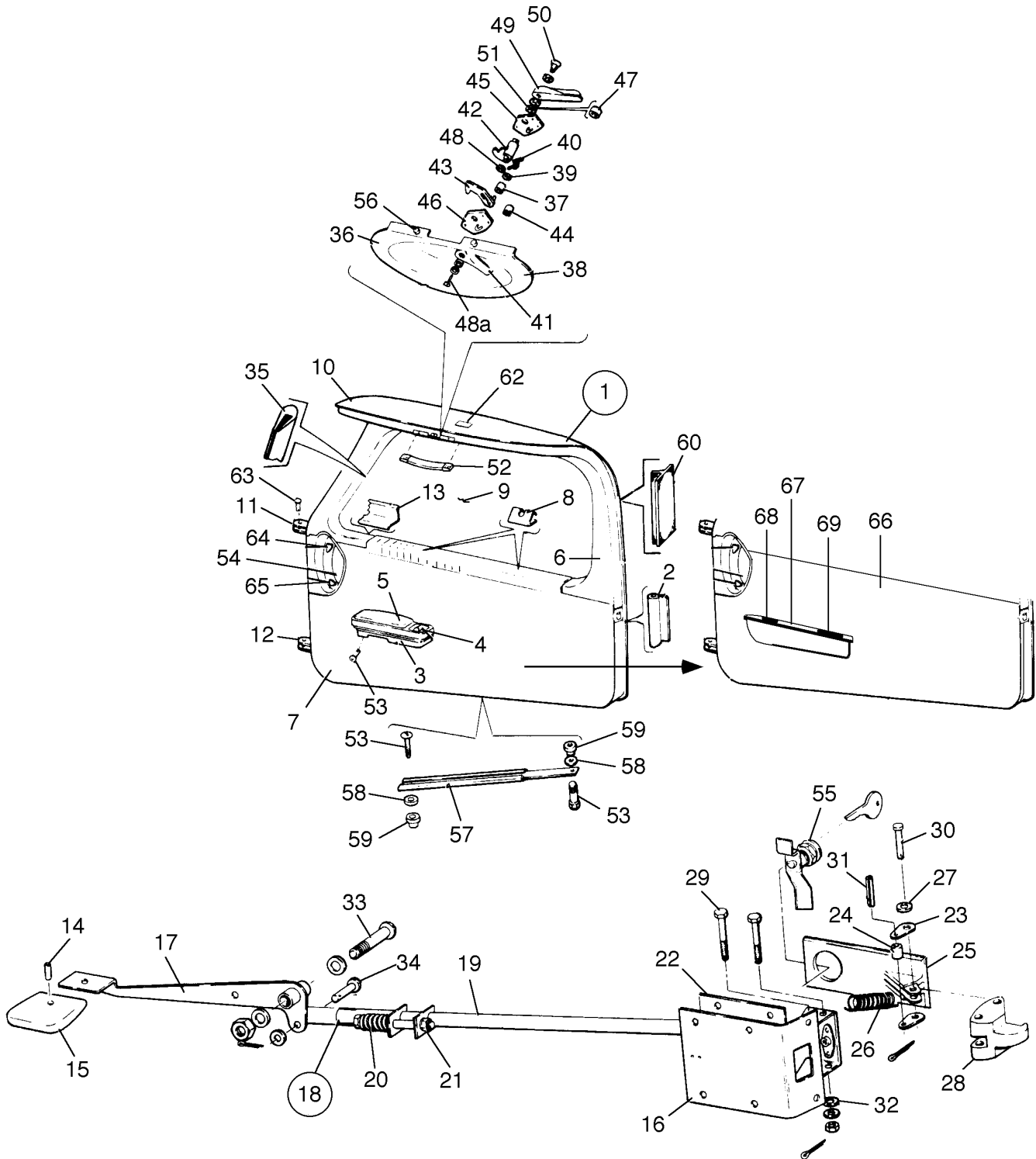


Figure 14. Fuselage Forward Cabin Door

FOR INSTRUCTIONAL USE ONLY
PIPER AIRCRAFT
PA-32R-301/301T
AIRPLANE PARTS CATALOG

CODE EXPLANATIONS FOR FIGURE 14

- A - Complete door assembly not available. Order component parts.
- B - If matching ignition switch and door locks are desired. order Kit 87329-04.
- C - When ordering, specify color.
- D - Used with door latch hook assembly that has a 3/8 O.D. welded stud.
- E - Used with door latch hook assembly that has a 1/4 O.D. welded stud and 3/8 O.D. removable roller.
- F - Used on PA-32R-301 with serial numbers 32R-8013055, 32R-8013088 and up, and PA-32R-301T with serial numbers 32R-8029082 and up.
- G - Used on PA-32R-301 with serial numbers 32R-8113001 and up, and PA-32R-301T with serial numbers 32R-8129001 and up.
- H - Used on PA-32R-301 with serial numbers 32R-8013001 to 32R-8113133 inclusive, and PA-32R-301T with serial numbers 32R-8029001 to 32R-8129124 inclusive.
- J - Used on PA-32R-301 with serial numbers 32R-8113001 to 32R-8113133 inclusive, and PA-32R-301T with serial numbers 32R-8029001 to 32R-8129124 inclusive.
- K - Used on PA-32R-301 with serial numbers 32R-8213001 and up, and PA-32R-301T with serial numbers 32R-8229001 and up.
- L - Used if aircraft contains window curtains.
- M - Used on PA-32R-301 with serial numbers 32R-8013001 to 32R-8213071 inclusive, and PA-32R-301T with serial numbers 32R-8029001 to 32R-8229078 inclusive.
- N - Used on PA-32R-301 with serial numbers 32R-8113001 to 32R-8213071 inclusive, and PA-32R-301T with serial numbers 32R-8129001 to 32R-8229078 inclusive.
- P - Used on PA-32R-301 with serial numbers 32R-8313001 and up, and PA-32R-301T with serial numbers 32R-8329001 and up.
- Q - Used on PA-32R-301 with serial numbers 32R-8213001 to 32R-8213071 inclusive, and PA-32R-301T with serial numbers 32R-8229001 to 32R-8229078 inclusive.
- R - Used on PA-32R-301 with serial numbers 3213029 and 3213042 and up.

FOR INSTRUCTIONAL USE ONLY
PIPER AIRCRAFT
PA-32R-301/301T
AIRPLANE PARTS CATALOG

Figure and Index Number	Part Number	Code	Nomenclature	No. Req.	Serial Numbers Affected
14-	79546		DRAWING - Doors Installation		
	36722	F	DRAWING - Door Snubber Installation		
	85210	R	DRAWING - Interior Details		
-1	79545-04	A,H	DOOR ASSEMBLY - Complete (less lock assembly)	1	
	79545-09	A,K	DOOR ASSEMBLY - Complete (less lock assembly)	1	
-2	189 139		* MOULDING - Cabin door (bulb type)	13'	
-3	66710-17		* HOUSING ASSEMBLY - Armrest	1	
-4	763 003		** BOX ASSEMBLY - Ash tray (S-25-AR-C)	1	
-5	580 731	M	* PAD - Armrest, camel	1	
	680 001	P	* PAD - Armrest, red (vinyl)	1	
	579 227	N	* PAD - Armrest, firethorn red (vinyl)	1	
	579 472		* PAD - Armrest, firethorn red (velour)	1	
	559 793	P	* PAD - Armrest, firethorn red (leather)	1	
	579 473	M	* PAD - Armrest, buckskin (velour)	1	
	680 003	P	* PAD - Armrest, light buckskin (vinyl)	1	
	559 805	P	* PAD - Armrest, light buckskin (leather)	1	
	680 002	P	* PAD - Armrest, blue (vinyl)	1	
	579 228	N	* PAD - Armrest, dark blue (vinyl)	1	
	579 474		* PAD - Armrest, dark blue (velour)	1	
	559 758	P	* PAD - Armrest, dark blue (leather)	1	
	579 226	G	* PAD - Armrest, dark cedar (knit)	1	
	579 115	Q	* PAD - Armrest, dark cedar (velour)	1	
	559 782	P	* PAD - Armrest, dark cedar (leather)	1	
	579 113	Q	* PAD - Armrest, dark carmine (velour)	1	
	680 000	P	* PAD - Armrest, dark saddle (knit)	1	
	559 770	P	* PAD - Armrest, dark saddle (leather)	1	
	579 114	K	* PAD - Armrest, sandalwood (fabric)	1	
	680 131	P	* PAD - Armrest, patrician sandalwood (fabric)	1	
-6	79542-15	H	* COVER - Cabin door upper	1	
	79542-18	K	* COVER - Cabin door upper	1	
-7	579 409	H	* PANEL ASSEMBLY - Cabin door trim, white/camel/black	1	
	579 037	Q	* PANEL ASSEMBLY - Cabin door trim, camel/black	1	
	680 044	P	* PANEL ASSEMBLY - Cabin door trim, red (vinyl)	1	
	579 259	J	* PANEL ASSEMBLY - Cabin door trim, firethorn red (vinyl)	1	
	579 336	H	* PANEL ASSEMBLY - Cabin door trim, firethorn red (fabric)	1	
	579 038	Q	* PANEL ASSEMBLY - Cabin door trim, firethorn red (vinyl)	1	
	579 040	K	* PANEL ASSEMBLY - Cabin door trim, firethorn red (velour)	1	
	579 337	H	* PANEL ASSEMBLY - Cabin door trim, buckskin	1	
	579 041	Q	* PANEL ASSEMBLY - Cabin door trim, buckskin	1	
	680 046	P	* PANEL ASSEMBLY - Cabin door trim, light buckskin (vinyl)	1	
	680 045	P	* PANEL ASSEMBLY - Cabin door trim, blue (vinyl)	1	
	579 260	J	* PANEL ASSEMBLY - Cabin door trim, dark blue (vinyl)	1	
	579 315	H	* PANEL ASSEMBLY - Cabin door trim, dark blue (fabric)	1	
	579 039	Q	* PANEL ASSEMBLY - Cabin door trim, dark blue (vinyl)	1	
	579 042	K	* PANEL ASSEMBLY - Cabin door trim, dark blue (velour)	1	
	680 116	P	* PANEL ASSEMBLY - Cabin door trim, light blue (velour)	1	
	579 258	J	* PANEL ASSEMBLY - Cabin door trim, dark cedar	1	
	579 043	K	* PANEL ASSEMBLY - Cabin door trim, dark cedar (knit)	1	
	579 079	K	* PANEL ASSEMBLY - Cabin door trim, dark cedar (velour)	1	
	579 077	K	* PANEL ASSEMBLY - Cabin door trim, dark carmine	1	
	680 043	P	* PANEL ASSEMBLY - Cabin door trim, dark saddle (fabric)	1	
	579 078	K	* PANEL ASSEMBLY - Cabin door trim, sandalwood	1	
-8	99943-00	H	* RETAINER - Side panel	2	
-9	79475-05		* WINDOW - Cabin door (.080 thick) clear	1	
	79475-55		* WINDOW - Cabin door (.080 thick) tinted	1	
	79475-56		* WINDOW - Cabin door (.125 thick) clear	1	
	79475-57		* WINDOW - Cabin door (.125 thick) tinted	1	

When ordering, always specify Part Number, Description, and Serial Number of Aircraft

FOR INSTRUCTIONAL USE ONLY
PIPER AIRCRAFT
PA-32R-301/301T
AIRPLANE PARTS CATALOG

Figure and Index Number	Part Number	Code	Nomenclature	No. Req.	Serial Numbers Affected
14-10	79475-48		* DOOR ASSEMBLY - Cabin (less window and lock assembly)	1	
-11	79475-07		** HINGE - Cabin door, upper	1	
-12	79475-08		** HINGE - Cabin door, lower	1	
-13	79475-09		** RETAINER - Window	1	
-14	419 967		** SCREW - Set (1/4 - 28 x 1/4" L)	1	
	486 145		** SCREW - Set (1/4 - 20 x 1/4" L)	1	
-15	79647-02		** KNOB - Door handle	1	
-16	79515-35		** COVER - Cabin door latch	1	
-17	79515-1		** HANDLE ASSEMBLY - Cabin door	1	
-18	79515-03		** LATCH ASSEMBLY - Door	1	
-19	79515-0		*** TUBE ASSEMBLY - Door latch	1	
-20	587 398		**** SPRING - Door latch tube (PS10087-2-1)	1	
-21	400 113		**** BOLT - (AN4-10)	1	
	407 565		**** WASHER - (AN960-416)	3	
	404 101		**** NUT - (AN310-4)	1	
	424 051		**** COTTER PIN - (MS24665-132)	1	
-22	79515-07		*** BOX ASSEMBLY - Door latch	1	
-23	79515-08		*** LINK - Door latch mechanism	2	
-24	79515-15		*** BUSHING - Door latch mechanism	1	
-25	79530-02		*** HANDLE - Door latch mechanism	1	
-26	587 381		** SPRING - (EO240-037-1750S)	2	
-27	62833-105		** WASHER - Door latch mechanism	1	
-28	79532-02		*** LATCH - Cabin door	1	
-29	400 665		*** BOLT - (AN21-31)	2	
	407 562		*** WASHER - (AN960-6)	2	
	404 391		*** NUT - (AN320-1)	2	
	424 041		*** COTTER PIN - (MS24665-5)	2	
-30	424 178		*** PIN - (MS20392-2C-19)	1	
	424 041		*** COTTER PIN - (MS24665-5)	1	
-31	480 800		*** PIN - Spring (MS9048-111)	1	
-32	407 582		** WASHER - (AN960-6L)	2	
-33	400 668		*** BOLT - (AN23-26)	1	
	407 584		*** WASHER - (AN960-10L)	4	
	404 392		*** NUT - (AN320-3)	1	
	424 051		*** COTTER PIN - (MS24665-132)	1	
-34	424 141		*** PIN - (MS20392-1C-9)	1	
	407 562		*** WASHER - (AN960-6)	2	
	424 041		*** COTTER PIN - (MS24665-5)	1	
-35	99997-00		* EXTRUSION - Vinyl	7'	
	147 112	K,L	* MOULDING - (100-1/16-W-7-AL)	7'	
-36	36598-02		* LATCH ASSEMBLY - Door, auxiliary	1	
-37	36572-03		** ROLLER - Door latch (3/8 O.D.)	1	
-38	79475-34		** PAN - Door latch	1	
-39	407 683		** WASHER - (AN960-C416L)	1	
-40	63045-00		** SPRING - Door latch	1	
-41	36590-02		** HANDLE - Door, auxiliary	1	
-42	63042-03		** CAM - Door latch	1	
-43	63036-03		** HOOK ASSEMBLY - Door latch (with 3/8 O.D. welded stud)	1	
	63036-04		** HOOK ASSEMBLY - Door latch (with 1/4 O.D. welded stud)	1	
-44	63900-50		** BUSHING	3	
-45	68179-00	D	** PLATE - Door latch	1	
	68179-07	E	** PLATE - Door latch	1	
-46	68179-02	D	** PLATE - Door latch	1	
	68179-08	E	** PLATE - Door latch	1	
-47	63913-76		** BUSHING	1	
-48	407 680		** WASHER - (AN960-C816)	1	

When ordering, always specify Part Number, Description, and Serial Number of Aircraft

Reissued: May 27, 1999

FOR INSTRUCTIONAL USE ONLY
PIPER AIRCRAFT
PA-32R-301/301T
AIRPLANE PARTS CATALOG

Figure and Index Number	Part Number	Code	Nomenclature	No. Req.	Serial Numbers Affected
14-48a	519 853		** SCREW - (MS24622-43)	1	
	62833-107		** WASHER - Teflon	1	
	407 680		** WASHER - (AN960-C816)	1	
-49	63039-00		* HANDLE - Door, auxiliary latch	1	
-50	519 853		* SCREW - (MS24622-43)	1	
	62833-107		* WASHER - Teflon	1	
	407 680		* WASHER - (AN960-C816)	1	
-51	62833-21		* WASHER - Neoprene	1	
-52	464 412		* HANDLE - Door, assist (PS10091-1)	1	
-53	419 594		* SCREW - (AN530-10R36)	2	
-54	79542-05	C,H	* PAN - Door latch	1	
	79542-19	C,K	* PAN - Door latch	1	
-55	87329-07	B	LOCK ASSEMBLY - Cabin door	1	
-56	453 856		BUMPER - (SJ5003)	2	
-57	95507-05		DOOR HOLDER ASSEMBLY	1	
-58	62833-39		WASHER - Door holder (neoprene)	2	
-59	63020-02		BUSHING - Door holder	2	
-60	36722-04	F	SEAL - Door snubber (150" long)	1	
-61	400 862		BOLT - (AN23-10A)	2	
-62	87334-02		PLACARD - Door release	1	
-63	424 204		PIN - (MS20392-3C13)	2	
	407 585		WASHER - (AN960-416L)	4	
	424051		COTTER PIN - (MS24665-132)	2	
-64	69669-117		PLACARD - Open	1	
-65	69669-118		PLACARD - Latch	1	
-66	85210-08	R	PANEL - Forward cabin door, lower	1	
-67	85210-75	R	ARMREST ASSEMBLY	1	
	85210-79	R	* COVER	1	
-68	89548-14	R	ASHTRAY	1	
	572 571	R	FIREBOX	1	
-69	85210-07	R	COVER - Trim, door closure	1	

When ordering, always specify Part Number, Description, and Serial Number of Aircraft

FOR INSTRUCTIONAL USE ONLY
PIPER AIRCRAFT
PA-32R-301/301T
AIRPLANE PARTS CATALOG

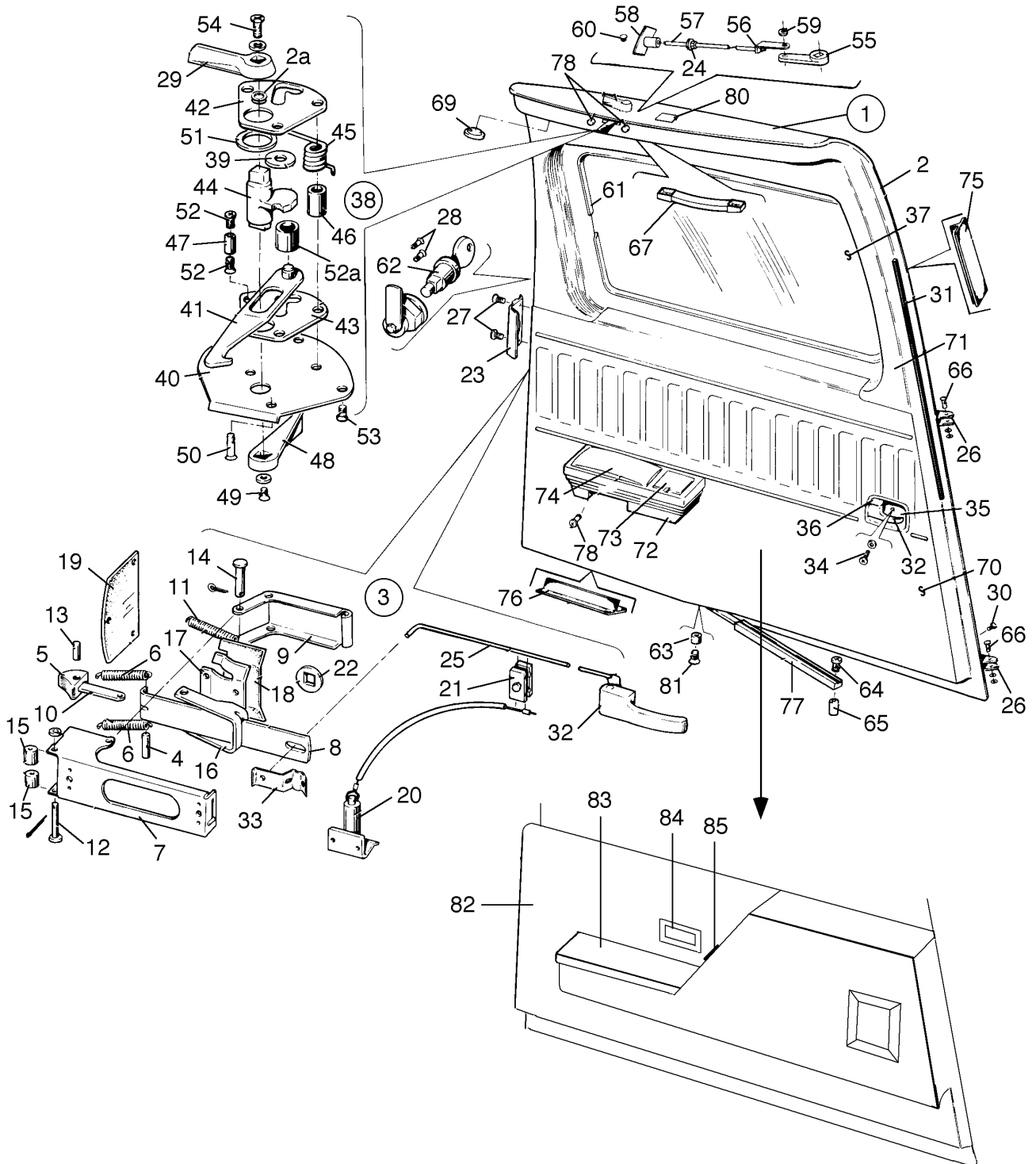


Figure 15. Fuselage Aft Cabin Door

Reissued: May 27, 1999

FOR INSTRUCTIONAL USE ONLY
PIPER AIRCRAFT
PA-32R-301/301T
AIRPLANE PARTS CATALOG

CODE EXPLANATIONS FOR FIGURE 15

- A - If matching ignition switch and door locks are desired, order Kit 87329-04.
- B - Used with door latch hook assembly that has a 3/8 O.D. welded stud.
- C - Used with door latch hook assembly that has a 1/4 O.D. welded stud and 3/8 O.D. removable roller.
- D - Used on PA-32R-301 with serial numbers 32R-8013001 to 32R-8013126 inclusive, and PA-32R-301T with serial numbers 32R-8029001 to 32R-8029108 inclusive.
- E - Used on PA-32R-301 with serial numbers 32R-8013127 and up, and PA-32R-301T with serial numbers 32R-8029109 and up.
- F - Used on PA-32R-301 with serial numbers 32R-8013055, 32R-8013088 and up, and PA-32R-301T with serial numbers 32R-8029082 and up.
- G - Used on PA-32R-301 with serial numbers 32R-8113001 and up, and PA-32R-301T with serial numbers 32R-8129001 and up.
- H - Used on PA-32R-301 with serial numbers 32R-8013001 to 32R-8113133 inclusive, and PA-32R-301T with serial numbers 32R-8029001 to 32R-8129124 inclusive.
- J - Used on PA-32R-301 with serial numbers 32R-8113001 to 32R-8113133 inclusive, and PA-32R-301T with serial numbers 32R-8129001 to 32R-8129124 inclusive.
- K - Used on PA-32R-301 with serial numbers 32R-8213001 and up, and PA-32R-301T with serial numbers 32R-8229001 and up.
- L - Used if window curtains are not installed.
- M - Used if window curtains are installed.
- N - Door assembly includes auxiliary latch assembly. Lock assembly, armrest, and trim panel are not included.
- O - Used on PA-32R-301 with serial numbers 32R-8013001 to 32R-8213071 inclusive, and PA-32R-301T with serial numbers 32R-8029001 to 32R-8229078 inclusive.
- P - Used on PA-32R-301 with serial numbers 32R-8113001 to 32R-8213071 inclusive, and PA-32R-301T with serial numbers 32R-8129001 to 32R-8229078 inclusive.
- Q - Used on PA-32R-301 with serial numbers 32R-8313001 and up, and PA-32R-301T with serial numbers 32R-8329001 and up.
- R - Used on PA-32R-301 with serial numbers 32R-8213001 to 32R-8213071 inclusive, and PA-32R-301T with serial numbers 32R-8229001 to 32R-8229078 inclusive.
- S - Used on PA-32R-301 with serial numbers 3213029 and 3213042 and up.

FOR INSTRUCTIONAL USE ONLY
PIPER AIRCRAFT
PA-32R-301/301T
AIRPLANE PARTS CATALOG

Figure and Index Number	Part Number	Code	Nomenclature	No. Req.	Serial Numbers Affected
15-	79546		DRAWING - Doors Installation		
	36722	F	DRAWING - Door Snubber Installation		
	85210	S	DRAWING - Interior Details		
-1	96981-09	D,N	DOOR ASSEMBLY - Cabin, aft	1	
	96981-10	E,N	DOOR ASSEMBLY - Cabin, aft	1	
-2	9699S-06		* DOOR ASSEMBLY - Cabin, aft	1	
-2a	434 138		** GROMMET- (MS35489-17)	1	
-3	68188-00		* LATCH ASSEMBLY - Door	1	
-4	14627-03		** PIN - Door latch	1	
-5	69224-00		** TONGUE ASSEMBLY - Door latch	1	
-6	14635-02		** SPRING	2	
-7	79434-00		** HOUSING ASSEMBLY - Door latch	1	
-8	66654-00		** PLATE ASSEMBLY	1	
-9	79594-00		** PLATE	1	
-10	81262-68		** LINK	1	
-11	83302-43		** SPRING	1	
-12	424 163		** PIN - (MS20392-1C53)	1	
	407 562		** WASHER - (AN960-6	1	
	424 051		** COTTER PIN - (MS24665-132)	1	
-13	480 694		** ROLL PIN - (59-028-125-05625)	1	
-14	424 162		** PIN - (MS20392-1C49)	1	
	424 051		** COTTER PIN - (MS24665-132)	1	
	407 562		** WASHER - (AN960-6)	1	
-15	14843-90		** BUSHING	2	
-16	66641-00		** PLATE - Door latch stop	1	
-17	21843-00		** PLATE - Seal support	1	
-18	21844-00		** SEAL	1	
-19	21478-00		** SEAL	1	
-20	96863-06		* ACTUATOR ASSEMBLY - Door latch, lower	1	
-21	96864-00		* CLAMP - Lower door latch	2	
-22	21176-00		* SPACER - Door lock	1	
-23	68187-00		* PLATE - Trim, latch	1	
-24	404 224		* NUT - (AN315-3R)	1	
-25	485 129		* ROD - Door latch (111-837-193D)	1	
-26	68174-00		* HINGE - Aft cabin door	2	
-27	414 761		* SCREW - (MS24693-S48)	2	
	477 640		* NUT - (PS10062-5-3)	2	
-28	415 518		* SCREW- (MS35206-228)	4	
-29	63039-00		* HANDLE - Door, auxiliary	1	
-30	415 533		* SCREW - (MS35206-243)	12	
	407 120		* LOCK WASHER - (AN936-B8)	12	
-31	19063-02		* MOULDING - Door seal (quarter-round type)	13'	
	189 139		* MOULDING - Door seal (bulb type)	13'	
-32	464 142		* HANDLE - Door, left (113-837-019-041)	1	
-33	587 221		* SPRING - Pull rod (113-837-199)	1	
-34	486 160		* SCREW - (N00-014-2161)	1	
	494 141		* WASHER - (N00-012-1131)	1	
-35	581 489		* PLATE - Trim, black (311-837-247)	1	
-36	459 441		* ESCUTCHEON - (113-837-239B)	1	
-37	99069-00		* WINDOW - Cabin door, aft (.080 thick)	1	
	99069-03		* WINDOW - Cabin door, aft (.1 25 thick)	1	
	99069-02		* WINDOW - Cabin door, aft (.080 thick) tinted	1	
	99069-04		* WINDOW - Cabin door, aft (.125 thick) tinted	1	
-38	96993-02		* LATCH ASSEMBLY - Aft cabin door, auxiliary	1	
-39	407 585		** WASHER - (AN960-416L)	1	

When ordering, always specify Part Number, Description, and Serial Number of Aircraft

Reissued: May 27, 1999

FOR INSTRUCTIONAL USE ONLY
PIPER AIRCRAFT
PA-32R-301/301T
AIRPLANE PARTS CATALOG

Figure and Index Number	Part Number	Code	Nomenclature	No. Req.	Serial Numbers Affected
15-40	68186-02		** PAN - Door latch	1	
-41	68176-02		** HOOK ASSEMBLY - Door latch (with 3/8 O.D. welded stud)	1	
	68176-03		** HOOK ASSEMBLY - Door latch (with 1/4 O.D. welded stud)	1	
-42	68179-04	B	** PLATE - Door latch	1	
	68179-06	C	** PLATE - Door latch	1	
-43	68179-03	B	** PLATE - Door latch	1	
	68179-05	C	** PLATE - Door latch	1	
-44	68178-03		** CAM - Door latch	1	
-45	63045-00		** SPRING - Door latch	1	
-46	63900-50		** BUSHING	2	
-47	96996-00		** BUSHING	1	
-48	36590-02		** HANDLE - Door, auxiliary (white)	1	
-49	519 853		** SCREW - (MS24622-43)	1	
	407 586		** WASHER - (AN960-516L)	1	
-50	414 769		** SCREW - (MS24693-S53)	2	
	404 833		** NUT - (MS20364-832C)	2	
-51	407 569		** WASHER - (AN960-816)	1	
-52	414 777		** SCREW - (MS24693-S47)	2	
-52a	36572-03		* ROLLER - Door latch (3/8 O.D.)	1	
-53	414 761		* SCREW - (MS24693-S48)	3	
-54	519 853		* SCREW - (MS24622-43)	1	
	62833-101		* WASHER	1	
-55	96999-04	D	* ARM ASSEMBLY - Aft cabin door	1	
	96999-00	E	* ARM ASSEMBLY - Aft cabin door	1	
-56	96984-00	E	* ROD ASSEMBLY - Door latch, aft	1	
-57	96868-00	E	* PIN - Upper door latch	1	
-58	96991-00	E	* GUIDE ASSEMBLY - Aft door top latch	1	
-59	484 830	E	* RING - (5115-25ZD)	1	
-60	453 906	D	* PLUG - Button (SS-51142-P5042)	1	
-61	99070-00		* RETAINER - Window	1	
-62	87329-11	A	LOCK ASSEMBLY - Aft cabin door	1	
-63	63020-02		BUSHING - Door holder	1	
-64	400 870		BOLT - Clevis (AN23-18A)	1	
-65	63900-25		BUSHING - Door holder	1	
-66	424 204		PIN - (MS20392-3C13)	2	
	407 585		WASHER - (AN960-416L)	4	
	424 051		COTTER PIN - (MS24665-132)	2	
-67	464 412		HANDLE - Door, assist (PS10091-1)	1	
-68	99997-00	H	EXTRUSION - Vinyl	5	
-69	453 674		PLUG - Button (SS-50834)	1	
-70	579 404	H	PANEL ASSEMBLY - Door trim, white/camel/black	1	
	579 016	R	PANEL ASSEMBLY - Door trim, camel/black	1	
	680 021	Q	PANEL ASSEMBLY - Door trim, red (vinyl)	1	
	579 239	J	PANEL ASSEMBLY - Door trim, firethorn red (vinyl)	1	
	579 017	R	PANEL ASSEMBLY - Door trim, firethorn red (vinyl)	1	
	579 326	H	PANEL ASSEMBLY - Door trim, firethorn red (velour)	1	
	579 019	K	PANEL ASSEMBLY - Door trim, firethorn red (velour)	1	
	579 327	H	PANEL ASSEMBLY - Door trim, buckskin	1	
	579 020	R	PANEL ASSEMBLY - Door trim, buckskin	1	
	680 023	Q	PANEL ASSEMBLY - Door trim, light buckskin (vinyl)	1	
	680 022	Q	PANEL ASSEMBLY - Door trim, blue (vinyl)	1	
	579 240	J	PANEL ASSEMBLY - Door trim, dark blue (vinyl)	1	
	579 018	R	PANEL ASSEMBLY - Door trim, dark blue (vinyl)	1	
	579 310	H	PANEL ASSEMBLY - Door trim, dark blue (velour)	1	
	579 021	K	PANEL ASSEMBLY - Door trim, dark blue (velour)	1	
	680 111	Q	PANEL ASSEMBLY - Door trim, light blue (velour)	1	
	579 238	J	PANEL ASSEMBLY - Door trim, dark cedar (knit)	1	

When ordering, always specify Part Number, Description, and Serial Number of Aircraft

FOR INSTRUCTIONAL USE ONLY
PIPER AIRCRAFT
PA-32R-301/301T
AIRPLANE PARTS CATALOG

Figure and Index Number	Part Number	Code	Nomenclature	No. Req.	Serial Numbers Affected
15-70	579 022	K	PANEL ASSEMBLY - Door trim, dark cedar (knit)	1	
	579 064	K	PANEL ASSEMBLY - Door trim, dark cedar (velour)	1	
	579 062	K	PANEL ASSEMBLY - Door trim, dark carmine	1	
	680 020	Q	PANEL ASSEMBLY - Door trim, dark saddle (fabric)	1	
	579 063	K	PANEL ASSEMBLY - Door trim, sandalwood	1	
-71	78085-13	H	COVER - Window trim	1	
	78085-17	K,L	COVER - Window trim	1	
	78085-18	K,M	COVER - Window trim	1	
-72	66710-16		HOUSING ASSEMBLY - Armrest	1	
-73	763 003		* BOX ASSEMBLY - Ash tray (S-25-AR-C)	1	
-74	580 731	O	PAD - Armrest, camel	1	
	680 001	Q	PAD - Armrest, red (vinyl)	1	
	579 227	P	PAD - Armrest, firethorn red (vinyl)	1	
	579 472		PAD - Armrest, firethorn red (velour)	1	
	559 793	Q	PAD - Armrest, firethorn red (leather)	1	
	579 473	O	PAD - Armrest, buckskin (velour)	1	
	680 003	Q	PAD - Armrest, light buckskin (vinyl)	1	
	559 805	Q	PAD - Armrest, light buckskin (leather)	1	
	680 002	Q	PAD - Armrest, blue (vinyl)	1	
	579 228	P	PAD - Armrest, dark blue (vinyl)	1	
	579 474		PAD - Armrest, dark blue (velour)	1	
	559 758	Q	PAD - Armrest, dark blue (leather)	1	
	579 226	G	PAD - Armrest, dark cedar (knit)	1	
	579 115	R	PAD - Armrest, dark cedar (velour)	1	
	559 782	Q	PAD - Armrest, dark cedar (leather)	1	
	579 113	R	PAD - Armrest, dark carmine (velour)	1	
	680 000	Q	PAD - Armrest, dark saddle (knit)	1	
	559 770	Q	PAD - Armrest, dark saddle (leather)	1	
	579 114	K	PAD - Armrest, sandalwood (fabric)	1	
	680 131	Q	PAD - Armrest, patrician sandalwood (fabric)	1	
-75	36722-08	F	SEAL - Door snubber (100" long)	1	
-76	36722-09	F	SEAL - Door snubber (60" long)	1	
-77	65727-00		HOLDER ASSEMBLY - Door	1	
-78	453 856		BUMPER - Door (SJ-5003)	2	
-79	419 594		SCREW- (AN530-10R36)	2	
-80	87335-02		PLACARD - Door release	1	
-81	400 669		BOLT - Clevis (AN23-9A)	1	
-82	85210-71	S	PANEL ASSEMBLY - Aft cabin door, lower	1	
	85210-73	S	* FABRIC	1	
-83	85210-60	S	* ARMREST ASSEMBLY	1	
	85210-66	S	** COVER	1	
-84	584 402	S	* RECEPTACLE - Ashtray	1	
-85	85210-06	S	* SWITCH ASSEMBLY - Light	1	
	89908-02	S	** SWITCH ASSEMBLY	1	
	85210-70	S	** COVER	1	
	69669-200	S	** PLACARD	1	

When ordering, always specify Part Number, Description, and Serial Number of Aircraft

Reissued: May 27, 1999

FOR INSTRUCTIONAL USE ONLY
PIPER AIRCRAFT
PA-32R-301/301T
AIRPLANE PARTS CATALOG

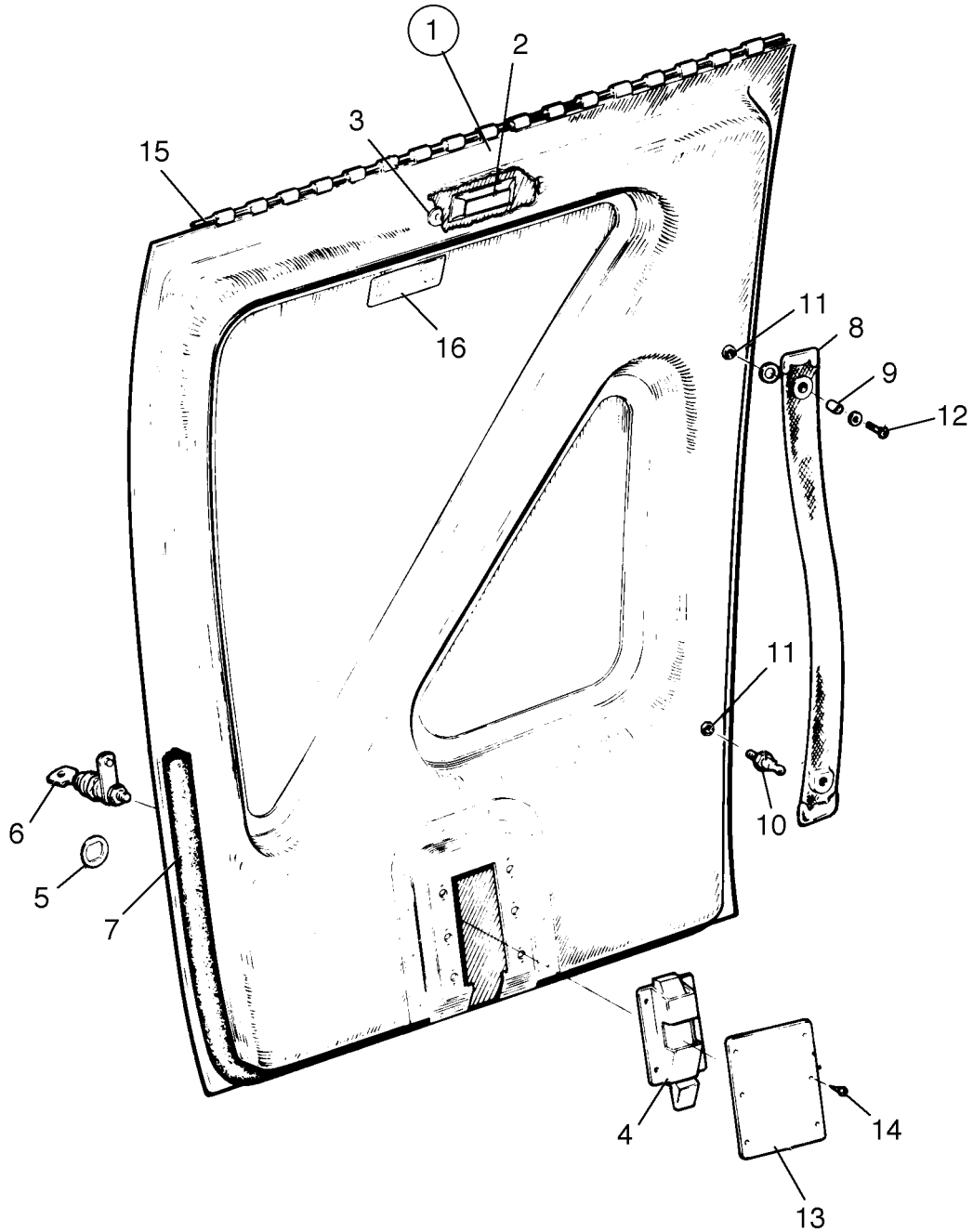


Figure 16. Fuselage Forward Baggage Door

FOR INSTRUCTIONAL USE ONLY
PIPER AIRCRAFT
PA-32R-301/301T
AIRPLANE PARTS CATALOG

CODE EXPLANATIONS FOR FIGURE 16

- A - If matching ignition switch and door locks are desired, order Kit 87329-04.
- B - Used on PA-32R-301 with serial numbers 32R-8013001 to 32R-8113094 inclusive, and PA-32R-301T with serial numbers 32R-8029001 to 32R-8129090 inclusive.

FOR INSTRUCTIONAL USE ONLY
PIPER AIRCRAFT
PA-32R-301/301T
AIRPLANE PARTS CATALOG

Figure and Index Number	Part Number	Code	Nomenclature	No. Req.	Serial Numbers Affected
16-	79546		DRAWING - Doors Installation		
-1	69853-06		DOOR ASSEMBLY - Forward baggage (bonded) (less lock assembly)	1	
-2	474 107		* MAGNET - (H34-607)	1	
-3	37996-02		* COVER - Magnet	1	
-4	472 077		* LATCH - Trigger action H38-.064-.750 (incorporates rectangular push button)	1	
-5	21176-00		* SPACER - Door lock	1	
-6	87329-09	A	LOCK ASSEMBLY - Baggage door	1	
-7	189 139		MOULDING - Baggage door (bulb type)	8'	
-8	65440-07		STRAP ASSEMBLY - Baggage door, white	1	
-9	63900-31		BUSHING - Strap	1	
-10	487 674		STUD - (XX-16362 x 3/8)	1	
-11	406 863		RIVNUT - (A8K-75)	2	
-12	415 537		SCREW - (MS35206-247)	1	
	407 564		WASHER - (AN960-10)	1	
-13	69495-00		COVER - Baggage door, lock	1	
-14	411 582		SCREW - (MS35207-261)	6	
-15	63744-08		PIN - Hinge, door	1	
-16	35669-18	B	PLACARD - Light switch	1	

When ordering, always specify Part Number, Description, and Serial Number of Aircraft

FOR INSTRUCTIONAL USE ONLY
PIPER AIRCRAFT
PA-32R-301/301T
AIRPLANE PARTS CATALOG

CODE EXPLANATIONS FOR FIGURE 17

- A - Used on PA-32R-301 with serial numbers 32R-8013055, 32R-8013088 and up, and PA-32R-301T with serial numbers 32R-8029082 and up.
- B - Used on PA-32R-301 with serial numbers 32R-8113001 to 32R-8113133 inclusive, and PA-32R-301T with serial numbers 32R-8129001 to 32R-8129124 inclusive.
- C - Used on PA-32R-301 with serial numbers 32R-8013001 to 32R-8113133 inclusive, and PA-32R-301T with serial numbers 32R-8029001 to 32R-8129124 inclusive.
- D - Used on PA-32R-301 with serial numbers 32R-8213001 and up, and PA-32R-301T with serial numbers 32R-8229001 and up.
- E - Used if window curtains are not installed.
- F - Used if window curtains are installed.
- G - Used on PA-32R-301 with serial numbers 32R-8213001 to 32R-8213071 inclusive, and PA-32R-301T with serial numbers 32R-8229001 to 32R-8229078 inclusive.
- H - Used on PA-32R-301 with serial numbers 32R-8313001 and up, and PA-32R-301T with serial numbers 32R-8329001 and up.
- J - Used on PA-32R-301 with serial numbers 3213029 and 3213042 and up.

FOR INSTRUCTIONAL USE ONLY
PIPER AIRCRAFT
PA-32R-301/301T
AIRPLANE PARTS CATALOG

Figure and Index Number	Part Number	Code	Nomenclature	No. Req.	Serial Numbers Affected
17-	79546 36722 69858	A	DRAWING - Doors Installation DRAWING - Door Snubber Installation DRAWING - Cargo Door Assembly		
-1	69858-02	C	DOOR ASSEMBLY - Cargo	1	
	69858-03	D	DOOR ASSEMBLY - Cargo	1	
-2	68976-00		* LATCH ASSEMBLY - Cargo door	1	
-3	69112-00		** HANDLE - Cargo door latch	1	
-4	68980-00		** LINK - Cargo door latch	2	
-5	68978-00		** PIN - Cargo door latch	1	
-6	68981-00		** PIN ASSEMBLY - Cargo door latch	1	
-7	68963-00		** SPRING - Cargo door	1	
-8	424 172		** PIN - (MS20392-2C9)	2	
-9	424 192		** PIN - (MS20392-2C15)	1	
-10	424 095		** COTTER PIN - (MS24665-151)	2	
-11	68964-00		* HINGE HALF - Cargo door	1	
-12	63900-81		* BUSHING - Cargo door	1	
-13	63900-82		* BUSHING - Cargo door	1	
-14	69722-00	C	* ANGLE - Top, cargo door	1	
	39740-14	D	* ANGLE - Top, cargo door	1	
-15	69723-00	C	* ANGLE - Rear, cargo door	1	
	39740-13	D	* ANGLE - Rear, cargo door	1	
-16	69724-00	C	* RETAINER - Front, cargo door window	1	
	85194-04	J	* RETAINER - Front, cargo door window	1	
-17	69714-01		* RETAINER - Bottom, cargo door window	1	
	85194-02	J	* RETAINER - Bottom, cargo door window	1	
-18	69725-00	C	* RETAINER - Top, cargo door window	1	
	85194-03	J	* RETAINER - Top, cargo door window	1	
-19	69726-00	C	* RETAINER - Rear, cargo door window	1	
	85194-05	J	* RETAINER - Rear, cargo door window	1	
-20	69721-00	C	* ANGLE - Front, cargo door	1	
	39721-00	D	* ANGLE - Front, cargo door	1	
-21	411 540		* SCREW- (MS35207-271)	1	
	407 564		* WASHER - (AN960-10)	1	
	404 887		* NUT - (MS20365-1032C)	1	
-22	69706-00		WINDOW - Cargo door, clear (.080 thick)	1	
	69706-02		WINDOW - Cargo door, tinted (.080 thick)	1	
	69706-03		WINDOW - Cargo door, clear (.125 thick)	1	
	69706-04		WINDOW - Cargo door, tinted (.125 thick)	1	
	85294-02	J	WINDOW - Cargo door, tinted (.125 thick)	1	
-23	69859-07	C	COVER - Upper cargo door	1	
	69859-10	D,E	COVER - Upper cargo door	1	
	69859-11	D,F	COVER - Upper cargo door	1	
-24	63293-02		PLATE - Door latch striker	1	
-25	579 400	C	PANEL ASSEMBLY - Cargo door, white/camel/black	1	
	579 002	G	PANEL ASSEMBLY - Cargo door, camel/black	1	
	680 009	H	PANEL ASSEMBLY - Cargo door, red (vinyl)	1	
	579 230	B	PANEL ASSEMBLY - Cargo door, firethorn red (vinyl)	1	
	579 003	G	PANEL ASSEMBLY - Cargo door, firethorn red (vinyl)	1	
	579 318	C	PANEL ASSEMBLY - Cargo door, firethorn red (velour)	1	
	579 005	D	PANEL ASSEMBLY - Cargo door, firethorn red (velour)	1	
	579 319	C	PANEL ASSEMBLY - Cargo door, buckskin	1	
	579 006	G	PANEL ASSEMBLY - Cargo door, buckskin	1	
	680 011	H	PANEL ASSEMBLY - Cargo door, light buckskin (vinyl)	1	
	680 010	H	PANEL ASSEMBLY - Cargo door, blue (vinyl)	1	
	579 231	B	PANEL ASSEMBLY - Cargo door, dark blue (vinyl)	1	
	579 004	G	PANEL ASSEMBLY - Cargo door, dark blue (vinyl)	1	
	579 306	C	PANEL ASSEMBLY - Cargo door, dark blue (velour)	1	

When ordering, always specify Part Number, Description, and Serial Number of Aircraft

Reissued: May 27, 1999

FOR INSTRUCTIONAL USE ONLY
PIPER AIRCRAFT
PA-32R-301/301T
AIRPLANE PARTS CATALOG

Figure and Index Number	Part Number	Code	Nomenclature	No. Req.	Serial Numbers Affected
17-25	579 007	D	PANEL ASSEMBLY - Cargo door, dark blue (velour)	1	
	680 108	H	PANEL ASSEMBLY - Cargo door, light blue (velour)	1	
	579 229	B	PANEL ASSEMBLY - Cargo door, dark cedar (knit)	1	
	579 008	D	PANEL ASSEMBLY - Cargo door, dark cedar (knit)	1	
	579 055	D	PANEL ASSEMBLY - Cargo door, dark cedar (velour)	1	
	579 053	D	PANEL ASSEMBLY - Cargo door, dark carmine	1	
	680 008	H	PANEL ASSEMBLY - Cargo door, dark saddle (fabric)	1	
	579 054	D	PANEL ASSEMBLY - Cargo door, sandalwood	1	
-26	68547-04		RETAINER - Cargo door, lower	1	
-27	65440-07		STRAP ASSEMBLY - Cargo door, white	1	
-28	63142-28		TRIM STRIP - Cargo door, lower	1	
-29	63142-29		TRIM STRIP - Cargo door, middle	1	
-30	63142-30		TRIM STRIP - Cargo door, upper	1	
-31	63257-00		BUSHING - Striker plate	2	
-32	68999-08		WINDLACING - Cargo door	1	
-33	63900-136		BUSHING - Cargo door (.40 L.)	1	
-34	487 674	C	STUD - (XX16362 x3/8)	1	
-35	406 863	C	RIVNUT- (A8K-75)	1	
-36	189 139		MOULDING - Cargo door (bulb type)	2'	
-37	415 454		SCREW - (AN526-832R16)	2	
-38	415 454		SCREW - (AN526-832R16)	1	
	407 564		WASHER - (AN960-10)	1	
-39	65692-02		SEAL- Door	1	
-40	63744-10		PIN - Hinge, cargo door	1	
-41	36722-11	A	SEAL - Door snubber (29" long)	1	
-42	581 928	D	RIVET - Plastic (207-200201-00-0103)	2	

When ordering, always specify Part Number, Description, and Serial Number of Aircraft

FOR INSTRUCTIONAL USE ONLY
PIPER AIRCRAFT
PA-32R-301/301T
AIRPLANE PARTS CATALOG

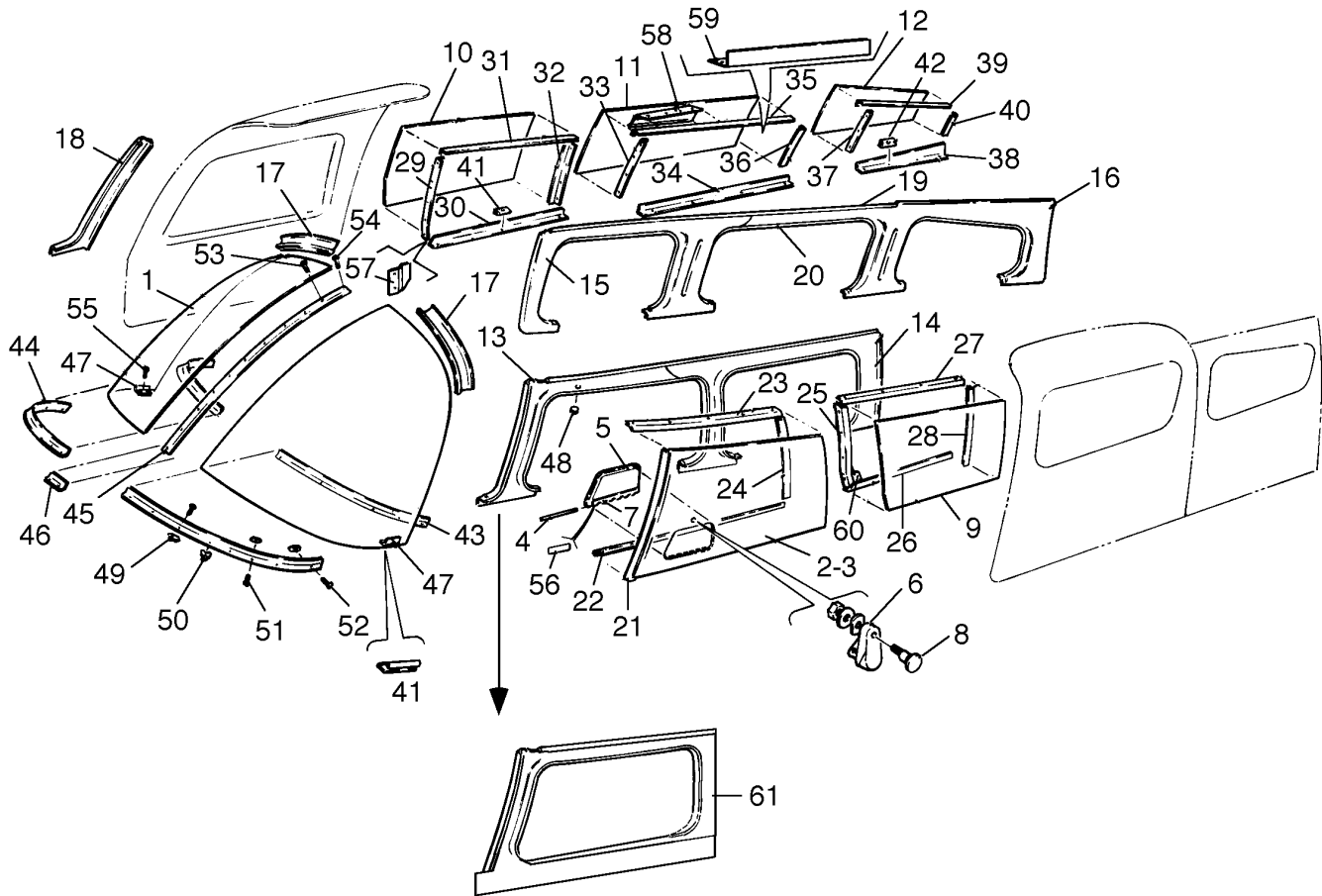


Figure 18. Fuselage Enclosure Installation

FOR INSTRUCTIONAL USE ONLY
PIPER AIRCRAFT
PA-32R-301/301T
AIRPLANE PARTS CATALOG

CODE EXPLANATIONS FOR FIGURE 18

- A - Used if .250 thick sound reduction windshield is installed.
- B - Used if shoulder harness with inertia reel is installed.
- C - Used if fixed shoulder harness is installed.
- D - Used on PA-32R-301 with serial numbers 32R-8113001 to 32R-8113133 inclusive, and PA-32R-301T with serial numbers 32R-8129001 to 32R-8129124 inclusive.
- E - Used on PA-32R-301 with serial numbers 32R-8013001 to 32R-8113133 inclusive, and PA-32R-301T with serial numbers 32R-8029001 to 32R-8129124 inclusive.
- F - Used on PA-32R-301 with serial numbers 32R-8213001 and up, and PA-32R-301T with serial numbers 32R-8229001 and up.
- G - Used if sidewall switch panel is not installed.
- H - Used if sidewall switch panel is installed.
- J - Used if fixed shoulder harness is installed and window curtains are not installed.
- K - Used if fixed shoulder harness and window curtains are installed.
- L - Used if inertia reel shoulder harness is installed and window curtains are not installed.
- M - Used if inertia reel shoulder harness and window curtains are installed.
- N - Used if window curtains are not installed.
- P - Used if window curtains are installed.
- Q - Used on PA-32R-301 with serial numbers 3213029 and 3213042 and up.

FOR INSTRUCTIONAL USE ONLY
PIPER AIRCRAFT
PA-32R-301/301T
AIRPLANE PARTS CATALOG

Figure and Index Number	Part Number	Code	Nomenclature	No. Req.	Serial Numbers Affected
18-	69220		DRAWING - Windshield Installation		
	78271	A	DRAWING - Windshield Installation		
	76363	E	DRAWING - Window Installation		
	39741	F	DRAWING - Window Installation		
	78349	E	DRAWING - Window Frame Installation		
	39759	F	DRAWING - Window Frame Installation		
	85210	Q	DRAWING - Interior Details		
	85206	Q	DRAWING - Window Installation		
-1	69220-24		WINDSHIELD - Left, clear (.125 thick)	1	
	69220-22		WINDSHIELD - Left, tinted (.125 thick)	1	
	78271-03		WINDSHIELD - Left, clear (.250 thick)	1	
	78271-05		WINDSHIELD - Left, tinted (.250 thick)	1	
	69220-25		WINDSHIELD - Right, clear (.125 thick)	1	
	69220-23		WINDSHIELD - Right, tinted (.125 thick)	1	
	78271-04		WINDSHIELD - Right, clear (.250 thick)	1	
	78271-06		WINDSHIELD - Right, tinted (.250 thick)	1	
-2	69713-03		WINDOW ASSEMBLY - Front, left, clear	1	
	69713-04		WINDOW ASSEMBLY - Front, left, tinted	1	
	69713-05	Q	WINDOW ASSEMBLY - Front, left, tinted	1	
-3	69712-03		* WINDOW- Front, left, clear	1	
	69712-04		* WINDOW- Front, left, tinted	1	
	69712-05	Q	* WINDOW- Front, left, tinted	1	
-4	63744-09		* PIN - Storm window hinge	1	
-5	65896-00		* WINDOW ASSEMBLY - Storm, clear	1	
	65896-02		* WINDOW ASSEMBLY - Storm, tinted	1	
-6	65742-00		* LATCH - Storm window	1	
-7	65782-00		* HINGE HALF - Storm window	1	
-8	79572-00		* SCREW - Special, storm window latch	1	
	408 832		* WASHER - Shakeproof (3502-10-71)	1	
	477 696		* NUT - Dome (8061-NP)	1	
	69704-00		WINDOW - Middle, left, clear (.080 thick)	1	
-9	69704-02		WINDOW - Middle, left, tinted (.080 thick)	1	
	69704-03		WINDOW - Middle, left, clear (.125 thick)	1	
	69704-04		WINDOW - Middle, left, tinted (.125 thick)	1	
	85294-06	Q	WINDOW - Middle, left, tinted (.125 thick)	1	
	69705-00		WINDOW - Middle, right, clear (.080 thick)	1	
	69705-02		WINDOW - Middle, right, tinted (.080 thick)	1	
	69705-03		WINDOW - Middle, right, clear (.125 thick)	1	
	69705-04		WINDOW - Middle, right, tinted (.125 thick)	1	
-10	85294-07	Q	WINDOW - Middle, right, tinted (.125 thick)	1	
	68306-00		WINDOW - Middle, right, clear (.080 thick)	1	
	68306-02		WINDOW - Middle, right, tinted (.080 thick)	1	
	68306-03		WINDOW - Middle, right, clear (.125 thick)	1	
	68306-04		WINDOW - Middle, right, tinted (.125 thick)	1	
-11	85294-05	Q	WINDOW - Middle, right, tinted (.125 thick)	1	
	69707-00		WINDOW - Rear, right, clear (.080 thick)	1	
	69707-02		WINDOW - Rear, right, tinted (.080 thick)	1	
	69707-03		WINDOW - Rear, right, clear (.125 thick)	1	
	69707-04		WINDOW - Rear, right, tinted (.125 thick)	1	
-12	85294-03	Q	WINDOW - Rear, right, tinted (.125 thick)	1	
	78349-17	E	COVER ASSEMBLY - Window trim, forward, left	1	
	39759-11	F,G	COVER ASSEMBLY - Window trim, forward, left	1	
	39759-15	F,H	COVER ASSEMBLY - Window trim, forward, left	1	
	-13	78349-10	E	COVER ASSEMBLY - Window trim, middle, left	1
78349-04		B,E	COVER ASSEMBLY - Window trim, middle, left	1	
78349-23		C,D	COVER ASSEMBLY - Window trim, middle, left	1	
39759-19		F,J	COVER ASSEMBLY - Window trim, middle, left	1	
39759-21		F,K	COVER ASSEMBLY - Window trim, middle, left	1	

When ordering, always specify Part Number, Description, and Serial Number of Aircraft

Reissued: May 27, 1999

FOR INSTRUCTIONAL USE ONLY
PIPER AIRCRAFT
PA-32R-301/301T
AIRPLANE PARTS CATALOG

Figure and Index Number	Part Number	Code	Nomenclature	No. Req.	Serial Numbers Affected
18-14	39759-23	F,L	COVER ASSEMBLY - Window trim, middle, left	1	
	39759-25	F,M	COVER ASSEMBLY - Window trim, middle, left	1	
-15	78349-12	E	COVER ASSEMBLY - Window trim, middle, right	1	
	78349-08	B,E	COVER ASSEMBLY - Window trim, middle, right	1	
	78349-25	C,D	COVER ASSEMBLY - Window trim, middle, right	1	
	39759-27	F,J	COVER ASSEMBLY - Window trim, middle, right	1	
	39759-29	F,K	COVER ASSEMBLY - Window trim, middle, right	1	
	39759-31	F,L	COVER ASSEMBLY - Window trim, middle, right	1	
	39759-33	F,M	COVER ASSEMBLY - Window trim, middle, right	1	
-16	78349-11	E	COVER ASSEMBLY - Window trim, rear, right	1	
	39759-35	F,N	COVER ASSEMBLY - Window trim, rear, right	1	
	39759-37	F,P	COVER ASSEMBLY - Window trim, rear, right	1	
-17	63149-22		COVER - Windshield trim, left	1	
	63149-23		COVER - Windshield trim, right	1	
-18	79171-13	E	COVER - Window trim, front, right	1	
	39759-47	F	COVER ASSEMBLY - Window trim, front, right	1	
-19	78057-00		RETAINER - Window frame, extrusion	10'	
-20	99997-00		EXTRUSION - Vinyl	AR	
-21	79562-00		ANGLE - Left, front, front window	1	
-22	69709-00		RETAINER - Left, bottom, front window	1	
-23	68293-02		ANGLE - Left, top, front window	1	
-24	69700-00		RETAINER - Left, rear, front window	1	
	85194-08	Q	RETAINER - Left, rear, front window	1	
-25	69701-00	E	RETAINER - Left, front, middle window	1	
	39740-02	F	RETAINER - Left, front, middle window	1	
	85194-09	Q	RETAINER - Left, front, middle window	1	
-26	69642-00		ANGLE - Left, bottom, middle window	1	
	85194-15	Q	RETAINER - Left, bottom, middle window	1	
-27	69708-00		RETAINER - Left, top, middle window	1	
	85194-16	Q	RETAINER - Left, top, middle window	1	
-28	68297-00		ANGLE - Left, rear, middle window	1	
	85194-10	Q	RETAINER - Left, rear, middle window	1	
-29	69701-01	E	RETAINER - Right, front, middle window	1	
	39740-03	F	RETAINER - Right, front, middle window	1	
	85194-09	Q	RETAINER - Right, front, middle window	1	
-30	69643-00		ANGLE - Right, bottom, middle window	1	
	85194-15	Q	RETAINER - Right, bottom, middle window	1	
-31	69710-00		RETAINER - Right, top, middle window	1	
	85194-17	Q	RETAINER - Right, top, middle window	1	
-32	68297-01	E	ANGLE - Right, rear, middle window	1	
	39740-08	F	ANGLE - Right, rear, middle window	1	
	85194-10	Q	RETAINER - Right, rear, middle window	1	
-33	68300-00	E	ANGLE - Right, front, middle window	1	
	39740-07	F	ANGLE - Right, front, middle window	1	
	85194-12	Q	RETAINER - Right, front, middle window	1	
-34	69644-00		ANGLE - Right, bottom, middle window	1	
	85194-14	Q	RETAINER - Right, bottom, middle window	1	
-35	68301-00	E	ANGLE - Right, top, middle window	1	
	39743-02	F	ANGLE - Right, top, middle window	1	
	85194-19	Q	RETAINER - Right, top, middle window	1	
	85194-20	Q	SHIM - Right, top, middle window	1	
-36	68303-00	E	ANGLE - Right, rear, middle window	1	
	39740-06	F	ANGLE - Right, rear, middle window	1	
	85194-07	Q	RETAINER - Right, rear, middle window	1	
-37	69717-00	E	RETAINER - Right, front, aft window	1	
	39740-09	F	RETAINER - Right, front, aft window	1	
	85194-11	Q	RETAINER - Right, front, aft window	1	
-38	69714-00		RETAINER - Right, bottom, aft window	1	
	85194-13	Q	RETAINER - Right, bottom, aft window	1	

When ordering, always specify Part Number, Description, and Serial Number of Aircraft

FOR INSTRUCTIONAL USE ONLY
PIPER AIRCRAFT
PA-32R-301/301T
AIRPLANE PARTS CATALOG

Figure and Index Number	Part Number	Code	Nomenclature	No. Req.	Serial Numbers Affected
18-39	69716-00	E	RETAINER - Right, top, aft window	1	
	39740-11	F	RETAINER - Right, top, aft window	1	
	85194-18	Q	RETAINER - Right, top, aft window	1	
-40	69715-00	E	RETAINER - Right, rear, aft window	1	
	39740-10	F	RETAINER - Right, rear, aft window	1	
	85194-06	Q	RETAINER - Right, rear, aft window	1	
-41	99943-00	E	RETAINER - Window panel	10	
-42	78086-00	E	RETAINER - Aft window	2	
-43	69220-18		COLLAR - Inside, left	1	
	69220-19		COLLAR - Inside, right	1	
-44	69220-04		COLLAR - Outside, left	1	
	69220-05		COLLAR - Outside, right	1	
-45	7955740		TRIM STRIP - Windshield, center	1	
-46	69219-00		PLATE - Windshield collar	1	
-47	79154-00		RETAINER - Windshield, left	1	
	79155-00		RETAINER - Windshield, right	1	
-48	581 928	E	PLUG - (207-200201-00-0103)	9	
	581 928	F	PLUG - (207-200201-00-0103)	20	
-49	406 809	A	ANCHOR NUT - (NAS687A06K)	2	
	486 266	A	SCREW - (NAS601-8P)	2	
-50	406 642		ANCHOR NUT - (NAS684A06K)	2	
	486 286		SCREW - (NAS601-8P)	2	
-51	406 823		ANCHOR NUT - (NAS686A06K)	20	
	486 286		SCREW - (NAS601-8P)	20	
-52	415 521		SCREW - (MS35206-231)	2	
	415 520	A	SCREW - (MS35206-230)	2	
-53	415 536		SCREW - (MS35206-246)	8	
	415 537	A	SCREW - (MS35206-247)	8	
-54	415 544		SCREW - (MS35206-244)	1	
	415 535	A	SCREW - (MS35206-245)	1	
-55	419 681		SCREW - (PS10012-4)	4	
	494001		WASHER - (PS10016-4)	4	
-56	69669-141		PLACARD - Storm window	1	
-57	39740-05	F	RETAINER - Right front, middle window	1	
-58	39743-03	F	ANGLE - Right top, middle window	1	
-59	39728-03	F	FRAME - Window, right	1	
-60	39740-04	F	RETAINER - Left front, middle window	1	
-61	85210-16	Q	PANEL ASSEMBLY - Close-out, pilot window	1	

When ordering, always specify Part Number, Description, and Serial Number of Aircraft

FOR INSTRUCTIONAL USE ONLY
PIPER AIRCRAFT
PA-32R-301/301T
AIRPLANE PARTS CATALOG

THIS PAGE INTENTIONALLY LEFT BLANK

When ordering, always specify Part Number, Description, and Serial Number of Aircraft

Reissued: May 27, 1999

1D12

FOR INSTRUCTIONAL USE ONLY
PIPER AIRCRAFT
PA-32R-301/301T
AIRPLANE PARTS CATALOG

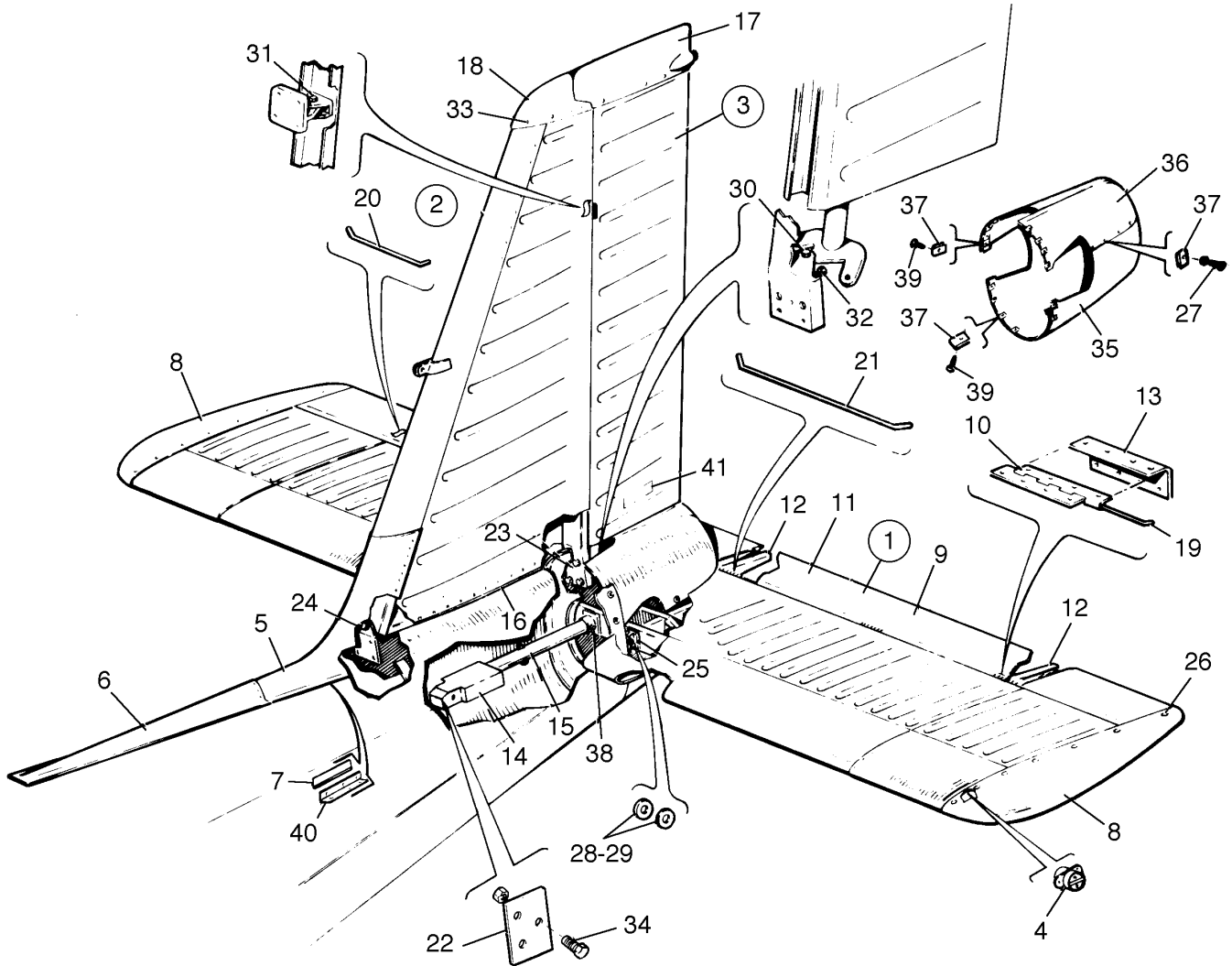


Figure 19. Tail Surfaces Installation

Reissued: May 27, 1999

FOR INSTRUCTIONAL USE ONLY
PIPER AIRCRAFT
PA-32R-301/301T
AIRPLANE PARTS CATALOG

CODE EXPLANATIONS FOR FIGURE 19

- A - See Figure 20 for component parts.
- B - See Figure 21 for component parts.
- C - See Figure 22 for component parts.
- D - Used on PA-32R-301 only.
- E - Used on PA-32R-301T only.
- F - Used if pneumatic deice system is installed.
- G - Used on PA-32R-301 with serial numbers 32R-8013001 to 32R-8113133 inclusive, and PA-32R-301T with serial numbers 32R-8029001 to 32R-8129124 inclusive.
- H - Used on PA-32R-301 with serial numbers 32R-8213001 and up, and PA-32R-301T with serial numbers 32R-8229001 and up.
- J - Used if a rotating beacon is installed.
- K - Used if fin strobe is installed.

FOR INSTRUCTIONAL USE ONLY
PIPER AIRCRAFT
PA-32R-301/301T
AIRPLANE PARTS CATALOG

Figure and Index Number	Part Number	Code	Nomenclature	No. Req.	Serial Numbers Affected
19-	68425		DRAWING - Tail Surfaces Installation		
-1	68426-02	A	STABILATOR ASSEMBLY	1	
-2	66975-04	B	FIN ASSEMBLY	1	
-3	65342-02	C	RUDDER ASSEMBLY	1	
-4	38192-00		WEIGHT ASSEMBLY - Stabilator tip	2	
-5	99619-04		FAIRING ASSEMBLY - Fin, aft	1	
-6	99621-02		FAIRING - Fin, forward	1	
-7	63186-21		MOULDING - Extruded	2	
-8	63584-00		TIP- Stabilator	2	
-9	63585-00		TAB - Stabilator trim, left	1	
	63585-01		TAB - Stabilator trim, right	1	
-10	63560-02		* HINGE - Half, stabilator tab	3	
-11	63586-00		* SKIN - Stabilator trim tab, left	1	
	63586-01		* SKIN - Stabilator trim tab, right	1	
-12	63587-00		* RIB - Outboard	1	
	63587-01		* RIB - Inboard	1	
-13	63588-00		* DOUBLER	3	
-14	99803-05		BALANCE WEIGHT ASSEMBLY - Stabilator	1	
	99803-06	E,F	BALANCE WEIGHT ASSEMBLY - Stabilator	1	
-15	69624-00		* TUBE ASSEMBLY - Stabilator	1	
-16	63186-02		MOULDING - Extruded	2	
-17	38245-00		FAIRING ASSEMBLY - Rudder tip (with provisions for tail light)	1	
	36712-02		FAIRING ASSEMBLY - Rudder tip (without provisions for tail light)	1	
-18	38222-03		TIP - Fin	1	
	65345-03	G,J	TIP ASSEMBLY - Fin	1	
	99035-04	H,K	TIP - Fin	1	
-19	62002-02		PIN- Hinge	2	
-20	62002-03		PIN - Hinge	2	
-21	62002-04		PIN - Hinge	1	
-22	96564-00		PLATE - Stabilator balance	1	
-23	400-003		BOLT - (AN4-6A)	4	
	407 565		WASHER - (AN960-416)	8	
	404 888		NUT - (MS20365-428C)	4	
-24	400 003		BOLT - (AN4-6A)	1	
	407 565		WASHER - (AN960-416)	2	
-25	402 680		BOLT - (NAS1104-17)	2	
	407 565		WASHER - (AN960-416)	4	
	406 637		NUT - (H-10-4)	2	
-26	510 058		SCREW - (NAS514P832-8)	24	
	494 101		WASHER - (PS10092-1-2C)	24	
	477 672		NUT - (PS10062-5- 1)	24	
-27	410 054		SCREW- (MS24694-C5)	10	
	494 101		WASHER - (PS10092-1-2C)	10	
-28	407 585		WASHER - (AN960-416L)	AR	
-29	407 565		WASHER - (AN960-416)	AR	
-30	401 269		BOLT - (AN3-10A)	1	
	407 564		WASHER - (AN960-10)	3	
	404 887		NUT - (MS20365-1032C)	1	
	407 584		WASHER - (AN960-10L)	1	
-31	400 056		BOLT - (AN3-11)	1	
	407 564		WASHER - (AN960-10)	7	
	407 584		WASHER - (AN960-10L)	2	
	404 100		NUT - (AN310-3)	1	
	424 051		COTTER PIN - (MS24665-132)	1	
-32	553 266		BOLT - (NKN428-3-7)	2	
	404 224		NUT - (AN315-3R)	2	

When ordering, always specify Part Number, Description, and Serial Number of Aircraft

Reissued: May 27, 1999

FOR INSTRUCTIONAL USE ONLY
PIPER AIRCRAFT
PA-32R-301/301T
AIRPLANE PARTS CATALOG

Figure and Index Number	Part Number	Code	Nomenclature	No. Req.	Serial Numbers Affected
19-33	410 054		SCREW - (MS24694-C5)	16	
	494 101		WASHER - (PS10092-1-2C)	16	
	477 672		NUTPLATE - (PS10062-5-1)	6	
-34	401 330		BOLT - (AN4-32A)	1	
	407 565		WASHER - (AN960-416)	2	
	404 888		NUT - (MS20365-428C)	1	
-35	66822-09		FAIRING - Lower	1	
-36	66822-10		FAIRING - Upper	1	
-37	477 640		NUT - (PS10062-5-3)	16	
-38	400 450		BOLT- (AN3-17A)	2	
	407 564		WASHER - (AN960-10)	6	
	404 887		NUT - (MS20365-1032C)	2	
-39	415 378		SCREW - (MS51957-45)	16	
-40	79277-00		ANGLE - Dorsal fin fitting, left	1	
	79277-01		ANGLE - Dorsal fin fitting, right	1	
-41	87341-02		PLACARD - Do not push	2	

When ordering, always specify Part Number, Description, and Serial Number of Aircraft

FOR INSTRUCTIONAL USE ONLY
PIPER AIRCRAFT
PA-32R-301/301T
AIRPLANE PARTS CATALOG

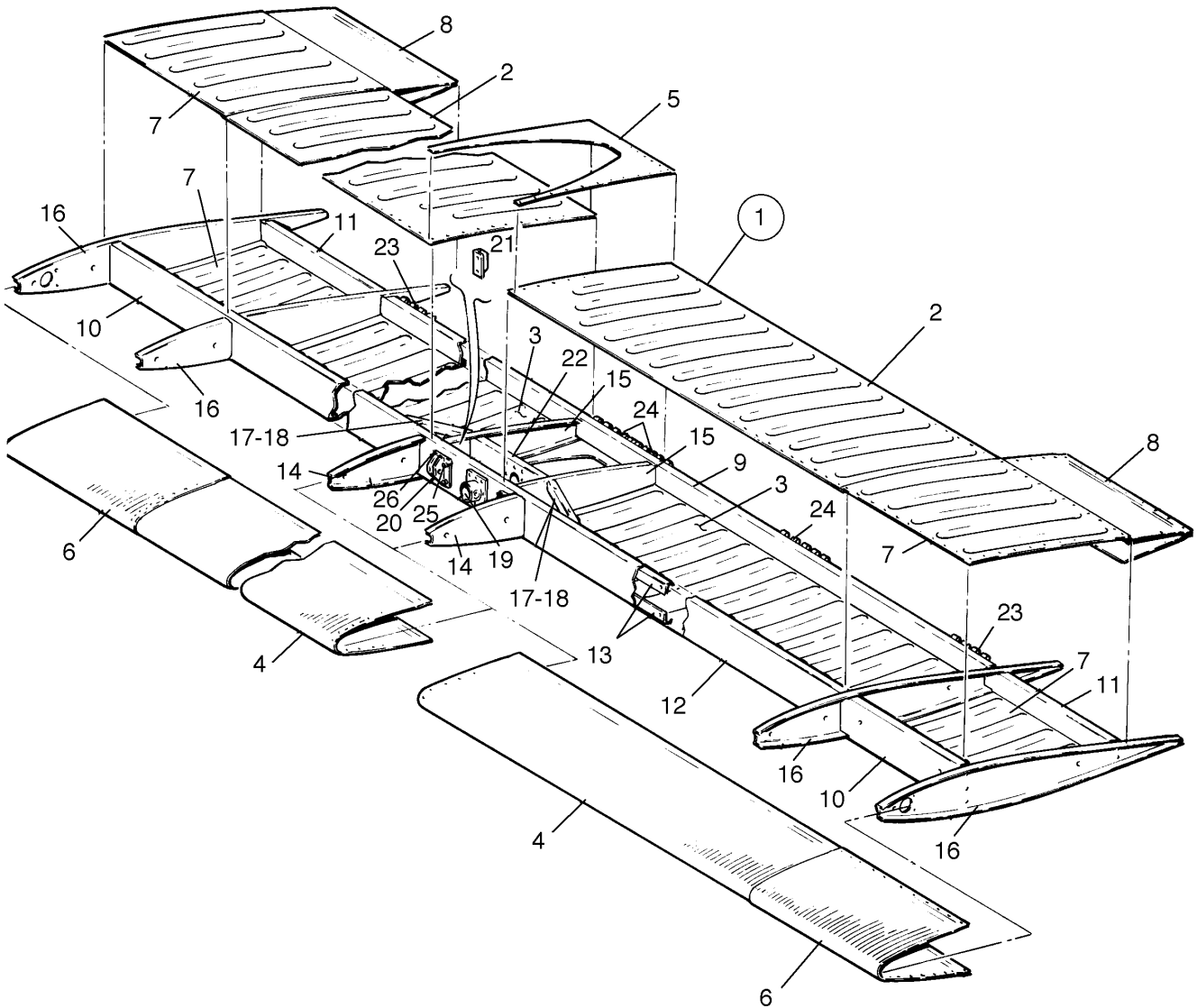


Figure 20. Stabilator Assembly

FOR INSTRUCTIONAL USE ONLY
PIPER AIRCRAFT
PA-32R-301/301T
AIRPLANE PARTS CATALOG

CODE EXPLANATIONS FOR FIGURE 20

FOR INSTRUCTIONAL USE ONLY
PIPER AIRCRAFT
PA-32R-301/301T
AIRPLANE PARTS CATALOG

Figure and Index Number	Part Number	Code	Nomenclature	No. Req.	Serial Numbers Affected
20-1	68426-02		STABILATOR ASSEMBLY	1	
-2	63392-00		* SKIN - Stabilator; aft top, left	1	
	63392-01		* SKIN - Stabilator; aft top, right	1	
-3	63393-00		* SKIN - Stabilator; aft bottom, left	1	
	63393-01		* SKIN - Stabilator; aft bottom, right	1	
-4	63573-00		* SKIN - Stabilator; leading edge, left	1	
	63573-01		* SKIN - Stabilator; leading edge, right	1	
-5	63575-00		* SKIN - Stabilator; center, top	1	
	63575-02		* SKIN - Stabilator; center, bottom	1	
-6	68429-02		* SKIN - Stabilator; leading edge, left	1	
	68429-03		* SKIN - Stabilator; leading edge, right	1	
-7	68430-00		* SKIN - Stabilator; top, left	1	
	68430-01		* SKIN - Stabilator; top, right	1	
	68430-02		* SKIN - Stabilator; bottom, left	1	
	68430-03		* SKIN - Stabilator; bottom, right	1	
-8	68431-00		* SKIN - Stabilator; top, left, bottom, right	2	
	68431-01		* SKIN - Stabilator; top, right, bottom, left	1	
-9	63572-00		* SPAR - Stabilator; rear	1	
-10	68427-00		* SPAR - Stabilator; outboard, forward	2	
-11	68428-00		* SPAR - Stabilator; outboard, aft	2	
-12	63561-05		* SPAR - Stabilator; main	1	
-13	63562-00		* CAP - Stabilator; spar	2	
-14	63569-00		* RIB - Stabilator; nose	2	
-15	63570-00		* RIB - Stabilator; aft	2	
-16	63571-00		* RIB - Stabilator; inboard	2	
	63571-02		* RIB - Stabilator; outboard	2	
-17	63566-03		* STIFFENER - Stabilator; top, left	1	
	63566-02		* STIFFENER - Stabilator; top, right	1	
-18	63566-02		* STIFFENER - Stabilator; bottom, left	1	
	63566-03		* STIFFENER - Stabilator; bottom, right	1	
-19	63567-00		* FITTING - Balance weight attachment	2	
-20	63563-00		* FITTING - Stabilator hinge	2	
-21	63564-00		* ANGLE - Stabilator	2	
-22	63565-02		* CLOSURE	1	
-23	63560-02		* HINGE - Extruded; outboard	2	
-24	63560-03		* HINGE - Extruded; inboard and center	4	
-25	400 003		* BOLT - (AN4-6A) inboard	4	
	407 565		* WASHER - (AN960-416)	8	
	404 888		* NUT - (MS20365-428)	4	
-26	400 004		* BOLT - (AN4-7A) outboard	4	
	407 565		* WASHER - (AN960-416)	8	
	404 888		* NUT - (MS20365-428)	4	

When ordering, always specify Part Number, Description, and Serial Number of Aircraft

Reissued: May 27, 1999

FOR INSTRUCTIONAL USE ONLY
PIPER AIRCRAFT
PA-32R-301/301T
AIRPLANE PARTS CATALOG

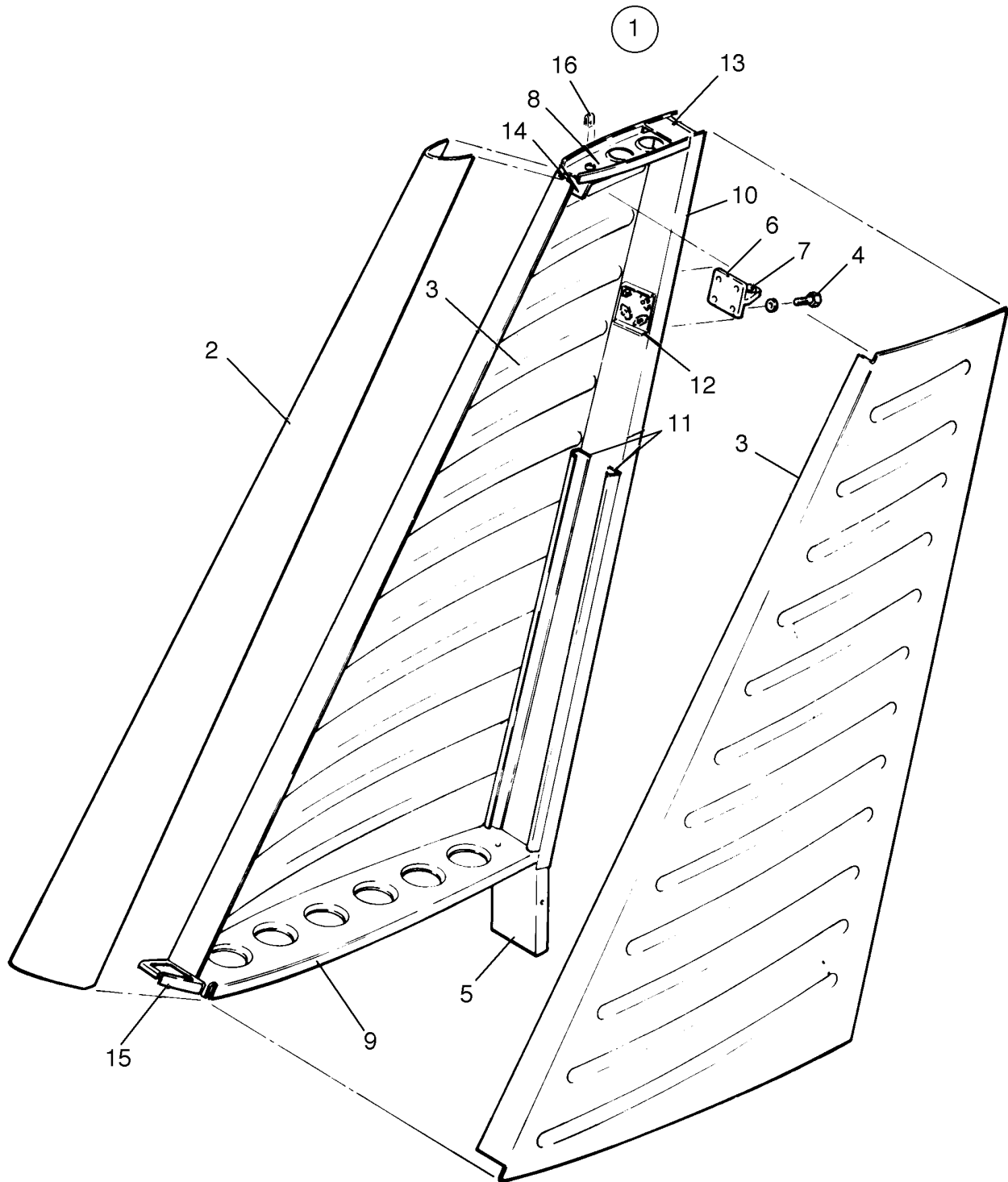


Figure 21. Fin Assembly

FOR INSTRUCTIONAL USE ONLY
PIPER AIRCRAFT
PA-32R-301/301T
AIRPLANE PARTS CATALOG

CODE EXPLANATIONS FOR FIGURE 21

FOR INSTRUCTIONAL USE ONLY
PIPER AIRCRAFT
PA-32R-301/301T
AIRPLANE PARTS CATALOG

Figure and Index Number	Part Number	Code	Nomenclature	No. Req.	Serial Numbers Affected
21-1	66975-04		FIN ASSEMBLY	1	
-2	63513-00		* SKIN ASSEMBLY - Fin nose	1	
-3	63398-00		* SKIN - -Fin, left	1	
	63398-01		* SKIN - Fin, right	1	
-4	401 266		* BOLT - (AN3-5A)	4	
	407 584		* WASHER - (AN960-10L)	4	
-5	63501-03		* FITTING - Fin root	1	
-6	63502-00		* HINGE ASSEMBLY - Fin	1	
-7	452 387		* BEARING - (KP3A)	1	
-8	66972-00		* RIB ASSEMBLY - Fin top	1	
-9	63506-00		* RIB ASSEMBLY - Fin bottom	1	
-10	63504-00		* SPAR - Fin rear	1	
-11	65034-00		* STIFFENER - Fin spar, left	1	
	65034-01		* STIFFENER - Fin spar, right	1	
-12	63509-00		* DOUBLER ASSEMBLY - Fin	1	
-13	63515-00		* BRACKET - Fin antenna	1	
-14	63510-00		* CLIP- Fin	1	
-15	79268-00		* RIB - Fin nose	1	
-16	477 672		* NUT - (MU-832-38-.025 x.050-L-510)	8	

When ordering, always specify Part Number, Description, and Serial Number of Aircraft

FOR INSTRUCTIONAL USE ONLY
PIPER AIRCRAFT
PA-32R-301/301T
AIRPLANE PARTS CATALOG

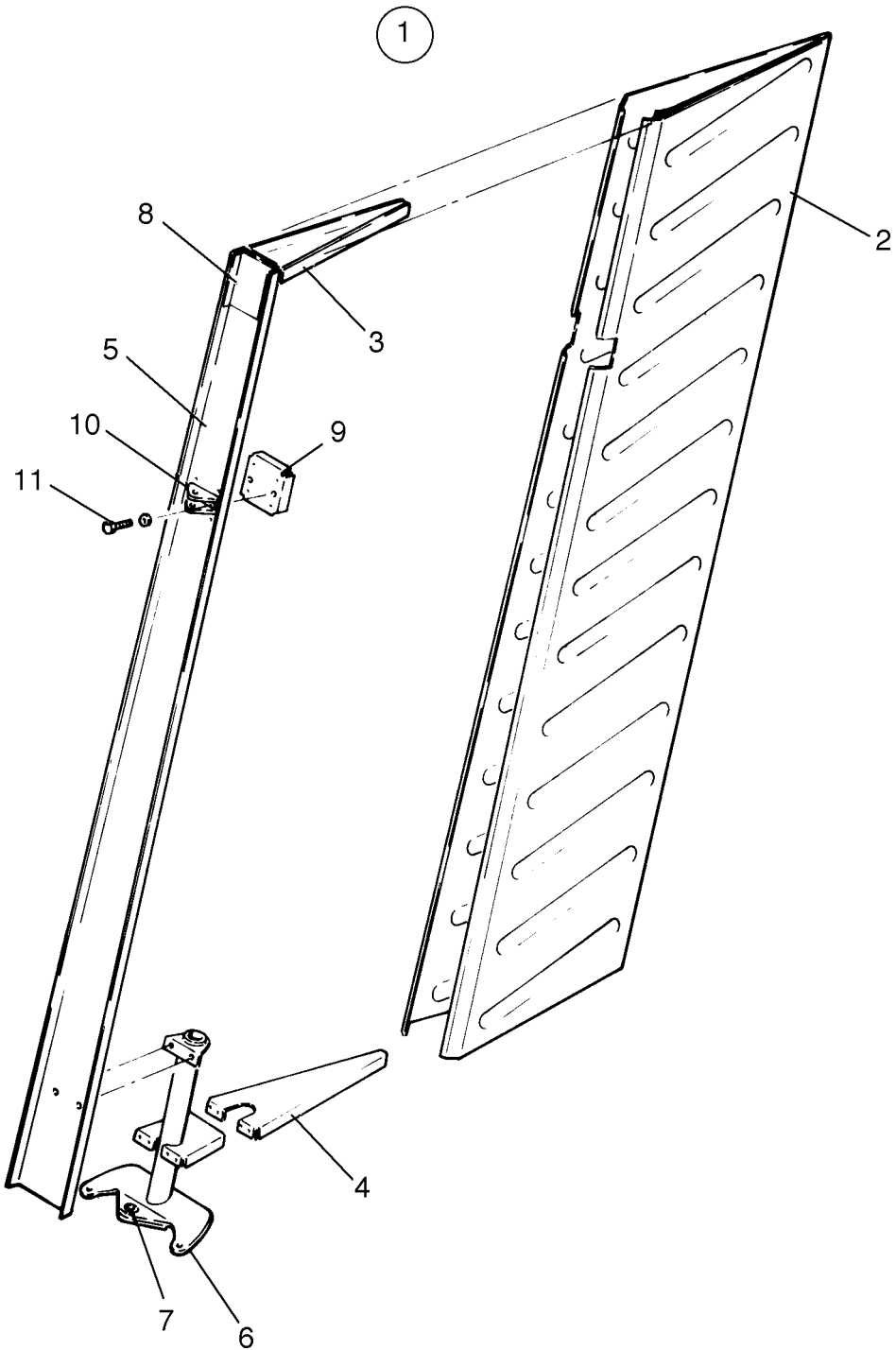


Figure 22. Rudder Assembly

FOR INSTRUCTIONAL USE ONLY
PIPER AIRCRAFT
PA-32R-301/301T
AIRPLANE PARTS CATALOG

CODE EXPLANATIONS FOR FIGURE 22

FOR INSTRUCTIONAL USE ONLY
PIPER AIRCRAFT
PA-32R-301/301T
AIRPLANE PARTS CATALOG

Figure and Index Number	Part Number	Code	Nomenclature	No. Req.	Serial Numbers Affected
22-1	65342-02		RUDDER ASSEMBLY	1	
-2	63396-02		* SKIN - Rudder	1	
-3	63545-00		* RIB - Rudder, top	1	
-4	63544-00		* RIB - Rudder, bottom	1	
-5	63543-00		* SPAR - Rudder	1	
-6	63546-00		* HORN ASSEMBLY - Rudder	1	
-7	452 387		** BEARING - (KP3A)	1	
-8	65341-00		* DOUBLER - Rudder top	1	
-9	63395-00		* DOUBLER ASSEMBLY - Rudder	1	
-10	63550-00		* FITTING - Rudder hinge	1	
-11	400 438		* BOLT - (AN3-4A)	2	
	407 584		* WASHER - (AN960-10L)	2	

When ordering, always specify Part Number, Description, and Serial Number of Aircraft

Reissued: May 27, 1999

FOR INSTRUCTIONAL USE ONLY
PIPER AIRCRAFT
PA-32R-301/301T
AIRPLANE PARTS CATALOG

THIS PAGE INTENTIONALLY LEFT BLANK

When ordering, always specify Part Number, Description, and Serial Number of Aircraft

Reissued: May 27, 1999

FOR INSTRUCTIONAL USE ONLY
PIPER AIRCRAFT
PA-32R-301/301T
AIRPLANE PARTS CATALOG

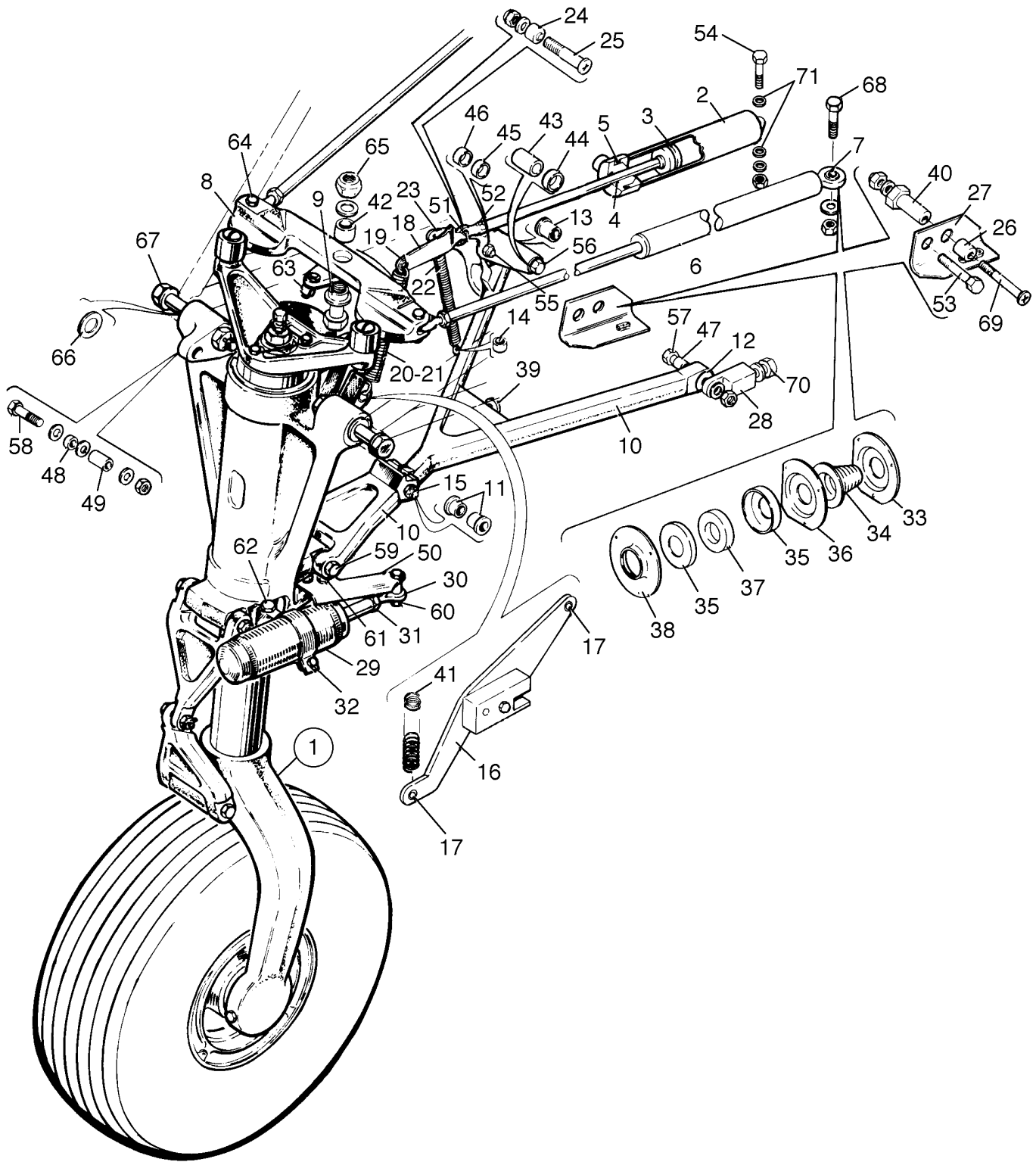


Figure 23. Nose Gear Installation

Reissued: May 27, 1999

FOR INSTRUCTIONAL USE ONLY
PIPER AIRCRAFT
PA-32R-301/301T
AIRPLANE PARTS CATALOG

CODE EXPLANATIONS FOR FIGURE 23

- A - See Figure 24 for component parts.
- B - Used if shock absorber is stamped with Monroe part number 18737.
- C - See latest revision of Piper Service Bulletin 955.
- D - An Engine Mount Drag Link Installation Kit is available. Order Kit 766 253 for the PA-32R-301, or Kit 766 252 for the PA-32R-301T.
- E - Used on PA-32R-301 serial numbers 3213029, and 3213042 and up.

FOR INSTRUCTIONAL USE ONLY
PIPER AIRCRAFT
PA-32R-301/301T
AIRPLANE PARTS CATALOG

Figure and Index Number	Part Number	Code	Nomenclature	No. Req.	Serial Numbers Affected
23-	38040		DRAWING - Nose Gear Installation		
-1	67100-07	A	GEAR ASSEMBLY - Nose (less tire, tube and wheel assembly)	1	
	67100-14	E,A	GEAR ASSEMBLY - Nose (less tire, tube and wheel assembly)	1	
-2	35797-05		CYLINDER ASSEMBLY - Hydraulic, nose gear (Parker Hannifin)	1	
	455 987		* CYLINDER - (PS50001-9)	1	
-3	752 648		** O-RING - (101-01800)	2	
-4	752 585		** O-RING - (MS28775-110)	1	
-5	762 687		** BACK-UP RING - (100-20008)	1	
-6	38151-00		ROD ASSEMBLY - Nose wheel steering	2	
-7	452 334		* BEARING - Steering rod (PS10020-1-6RX)	2	
-8	67155-00		CAM ASSEMBLY - Nose gear steering	1	
-9	452 445		* BEARING - Steering cam (FF-600-5)	1	
-10	38040-02	C,D	LINK AND BRACE ASSEMBLY - Gear downlock	1	
-11	87319-02		* BEARING - Upper drag brace	2	
-12	87319-03		* BEARING - Upper drag brace	1	
-13	87319-04		* BEARING - Upper drag brace	1	
-14	61402-93		* BUSHING - Upper drag brace	1	
-15	402 938		* BOLT - (NAS464P4-31)	1	
	407 565		* WASHER - (AN960-416)	2	
	404 393		* NUT - (AN320-4)	1	
	424 051		* COTTER PIN - (MS24665-132)	1	
-16	38232-04		ARM ASSEMBLY - Nose year spring, forward	1	
-17	82732-99		* BUSHING - Nose gear arm	2	
-18	38234-00		ARM ASSEMBLY - Nose gear spring, aft	1	
-19	82732-99		* BUSHING - Nose gear arm	1	
-20	67168-00		SPRING - Nose gear arm, inner	1	
-21	67169-00		SPRING - Nose gear arm, outer	1	
-22	67189-00		SPRING - Nose gear downlock	1	
-23	38078-02		DOWNLOCK - Nose gear	1	
-24	65003-30		* BUSHING - Downlock	1	
-25	400 871		* BOLT - (AN23-19A)	1	
	407 564		* WASHER - (AN960-10)	1	
	404 887		* NUT - (MS20365-1032C)	1	
-26	38068-02		BEARING - Downlock	1	
-27	38174-04		CLIP ASSEMBLY - Support, nose gear door	1	
-28	38041-02		FITTING - Upper drag brace	2	
-29	456 016		DAMPENER ASSEMBLY - Nose wheel shimmy (PS50152-6)	1	
-30	453 123		* BOLT - Eye, shimmy dampener	1	
-31	404 322		* NUT - Shimmy dampener (AN316-4R)	1	
-32	67244-00	B	CLAMP - Dampener Assembly	1	
-33	35284-03		HOUSING - Bungee seal	2	
-34	35270-00		BOOT - Nose wheel bungee	2	
-35	35283-00		HOUSING - Bungee seal	4	
-36	35284-02		HOUSING - Bungee seal	2	
-37	35282-04		RING - Bungee seal	2	
-38	38065-00		PLATE - Bungee seal	2	
-39	37970-02		STOP - 5/16 - 18 thread	1	
-40	35662-02		BUSHING - Eccentric	1	
-41	67168-00		SPRING - Nose gear arm	1	
-42	65003-15		BUSHING	1	
-43	95061-133		BUSHING	1	
-44	95061-134	C,D	BUSHING	1	
	02570-02	C,D	FITTING - Drag link	1	
-45	95061-135		BUSHING	1	
-46	95061-136		BUSHING	1	
-47	65003-45		BUSHING	1	

When ordering, always specify Part Number, Description, and Serial Number of Aircraft

Reissued: May 27, 1999

FOR INSTRUCTIONAL USE ONLY
PIPER AIRCRAFT
PA-32R-301/301T
AIRPLANE PARTS CATALOG

Figure and Index Number	Part Number	Code	Nomenclature	No. Req.	Serial Numbers Affected
23-48	82732-95		BUSHING - Spacer	1	
-49	95061-168		BUSHING	1	
-50	67114-00		BRACKET ASSEMBLY- Shimmy dampener	1	
-51	452 729		BEARING - (PS10020-1-7RX)	1	
-52	67192-00		NUT - Cylinder rod end	1	
-53	400 433		BOLT - (AN3-12A)	2	
	407 564		WASHER - (AN960-10)	2	
	404 887		NUT - (MS20365-1032C)	2	
-54	402 869		BOLT - (NAS464-P3-A13)	1	
	407 564		WASHER - (AN960-10)	1	
	404 887		NUT - (MS20365-1032C)	1	
-55	402 315		BOLT - (AN174-15)	1	
	407 675		WASHER - (AN960-C416)	1	
	404 101		NUT - (AN310-4)	1	
	424 095		COTTER PIN - (MS24665-151)	1	
-56	400 229		BOLT - (AN6-36)	1	
	62833-43		WASHER - (I.D. .375)	1	
	62833-107		WASHER - (I.D. .500) Teflon	1	
	407 567		WASHER - (AN960-616)	1	
	404 123		NUT - (AN310-C6)	1	
	424 061		COTTER PIN - (MS24665-287)	1	
-57	400 219		BOLT - (AN6-26)	1	
	62833-43		WASHER - (I.D. .374)	1	
	62833-87		WASHER - (I.D. .437) Teflon	1	
	407 567		WASHER - (AN960-616)	1	
	404 123		NUT - (AN310-C6)	1	
	424 061		COTTER PIN - (MS24665-287)	1	
-58	401 315		BOLT- (AN4-15A)	1	
	62833-64		WASHER	2	
	407 585		WASHER - (AN960-416L)	1	
	404 888		NUT - (MS20365-428C)	1	
-59	400 192		BOLT - (AN5-52)	1	
	407 586		WASHER - (AN960-516L)	2	
	407 566		WASHER - (AN960-516)	1	
	404 102		NUT - (AN310-5)	1	
	424 052		COTTER PIN - (MS24665-134)	1	
-60	400 108		BOLT - (AN4-13)	1	
	407 565		WASHER - (AN960-416)	2	
	407 585		WASHER - (AN960-416L)	2	
	404 101		NUT - (AN310-4)	1	
	424 051		COTTER PIN - (MS24665-132)	1	
-61	400 440		BOLT - (AN3-6A)	1	
	407 564		WASHER - (AN960-10)	1	
	404 887		NUT - (MS20365-1032C)	1	
-61a	400 864		BOLT - (AN23-12A)	1	
	407 564		WASHER - (AN960-10)	1	
	404 887		NUT - (MS20365-1032C)	1	
-62	400 112		BOLT- (AN4-17)	1	
	407 585		WASHER - (AN960-416L)	4	
	404 101		NUT - (AN310-4)	1	
	424 051		COTTER PIN - (MS24665-132)	1	
-63	411 349		SCREW-(M35FS428R14CR)	1	
	14976-15		BUSHING - (O.D. .625) outer	1	
	14976-16		BUSHING - (O.D. .375) inner	1	
-64	401 269		BOLT - (AN3-10A)	2	
	404 887		NUT - (MS20365-1032C)	2	

When ordering, always specify Part Number, Description, and Serial Number of Aircraft

FOR INSTRUCTIONAL USE ONLY
PIPER AIRCRAFT
PA-32R-301/301T
AIRPLANE PARTS CATALOG

Figure and Index Number	Part Number	Code	Nomenclature	No. Req.	Serial Numbers Affected
23-65	401 405		BOLT - (AN6-25A)	1	
	407 143		WASHER - (AN936-B616)	1	
-	62833-10		WASHER	3	
	404 890		NUT - (MS20364-624C)	1	
-66	407 568		WASHER - (AN960-716)	AR	
-67	400 279		BOLT - (AN7-42)	2	
	407 591		WASHER - (AN960-716L)	2	
	404 124		NUT - (AN310-C7)	2	
	424 061		COTTER PIN - (MS24665-287)	2	
-68	401 274		BOLT - (AN3-15A)	2	
	407 584		WASHER - (AN960-10L)	2	
	404 887		NUT - (MS20365-1032C)	2	
-69	410 011		SCREW - (MS24694-S79)	1	
	407 584		WASHER - (AN960-10L)	1	
	404 887		NUT - (MS20365-1032C)	1	
-70	401 302		BOLT - (AN4H-5A)	2	
	407 585		WASHER - (AN960-416L)	2	
-71	407 564		WASHER - (AN960-10)	AR	
	407 584		WASHER - (AN960-10L)	AR	

When ordering, always specify Part Number, Description, and Serial Number of Aircraft

Reissued: May 27, 1999

FOR INSTRUCTIONAL USE ONLY
PIPER AIRCRAFT
PA-32R-301/301T
AIRPLANE PARTS CATALOG

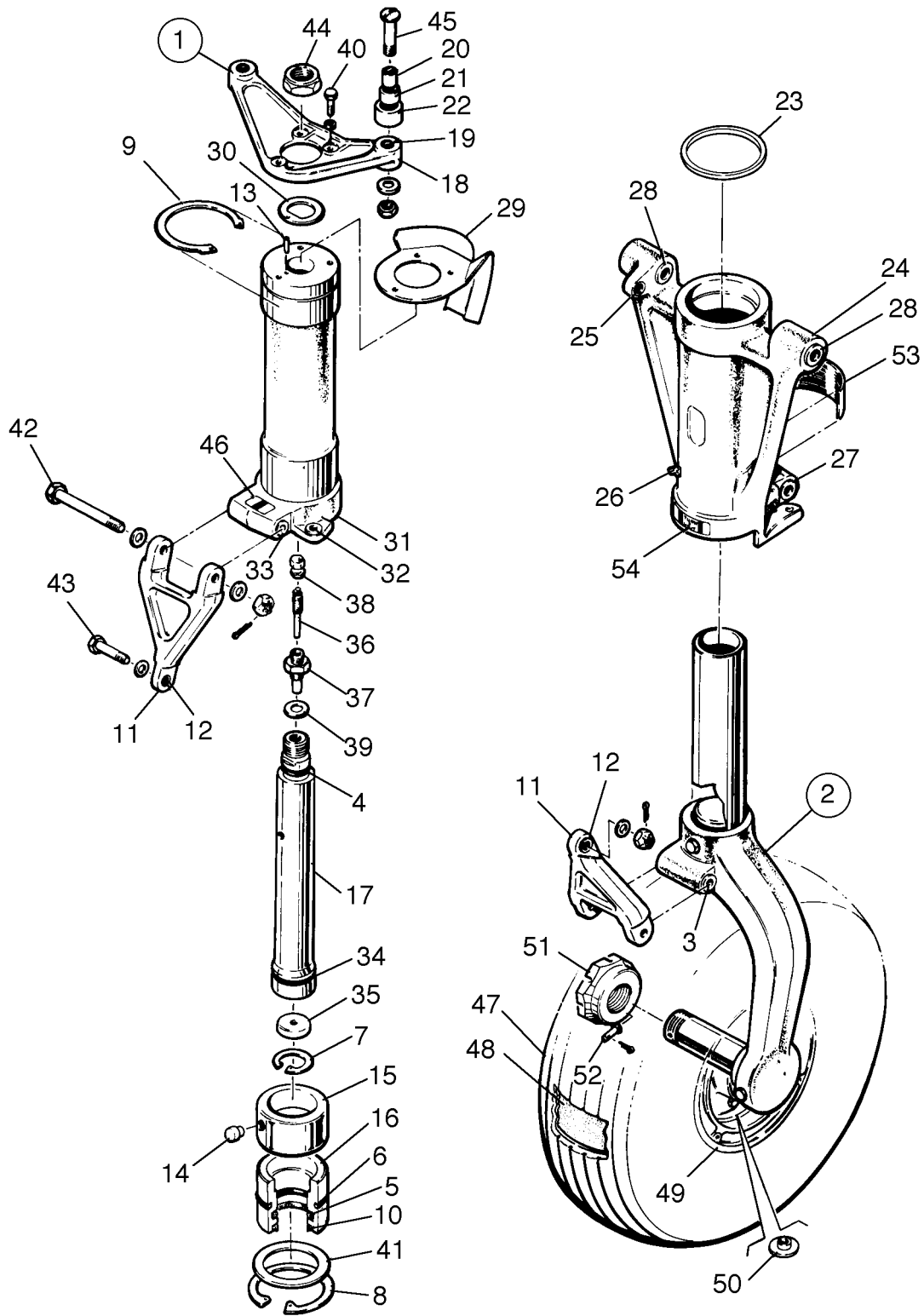


Figure 24. Nose Gear Assembly

FOR INSTRUCTIONAL USE ONLY
PIPER AIRCRAFT
PA-32R-301/301T
AIRPLANE PARTS CATALOG

CODE EXPLANATIONS FOR FIGURE 24

- A - See Figure 25 for component parts.
- B - See Figure 26 for component parts.
- C - Used with McCauley nose wheel only.
- D - Used on PA-32R-301 with serial numbers 3213029 and 3213042 and up. This assembly includes provisions for the nose gear landing light installation. See Figure 81 for information on the nose gear landing light.

FOR INSTRUCTIONAL USE ONLY
PIPER AIRCRAFT
PA-32R-301/301T
AIRPLANE PARTS CATALOG

Figure and Index Number	Part Number	Code	Nomenclature	No. Req.	Serial Numbers Affected
24-	38040		DRAWING - Nose Landing Gear Installation		
-1	67100-07		GEAR ASSEMBLY - Nose (less tire, tube and wheel assembly)	1	
	67100-14	D	GEAR ASSEMBLY - Nose (less tire, tube and wheel assembly)	1	
-2	67050-02		* STRUT ASSEMBLY - Nose gear, lower	1	
-3	67026-07		** BEARING	2	
-4	484 790		* O-RING - (MS28775-210)	1	
-5	484 799		* O-RING - (MS28775-327)	1	
-6	462 034		* O-RING - (AN6230-5)	1	
-7	484 684		* RING - Snap (N5000-118MD)	1	
-8	484 685		* RING - Snap (N5000-250MD)	1	
-9	484 723		* RING - Snap (5100-268)	1	
-10	187 627		* STRIP - Wiper (S-35-29 Code 10V90-117)	1	
-11	20735-05		* LINK ASSEMBLY - Nose gear torque	2	
-12	452 366		** BEARING - (F-310-5)	1	
-13	480 700		* PIN - Roll (59-022-094-0375)	2	
-14	20784-00		* PIN - Bearing retaining	2	
-15	67909-00		* BEARING - Strut tube, upper	1	
-16	67755-00		* BEARING - Strut tube, lower	1	
-17	21712-02		* TUBE - Nose gear orifice	1	
-18	44386-03		* ARM ASSEMBLY - Nose wheel steering	1	
-19	14976-11		** BUSHING - Arm assembly	2	
-20	63900-109		* BUSHING - Nose gear, inner	2	
-21	452 477		* BEARING - Sleeve (AA-432-3)	2	
-22	63900-122		* BUSHING - Nose gear, outer	2	
-23	62833-45		* SPACER	AR	
-24	67054-03		* TRUNNION ASSEMBLY - Nose gear	1	
	67054-08	D	* TRUNNION ASSEMBLY - Nose gear	1	
-25	95061-144		** BUSHING - Trunnion assembly	1	
-26	460 691		** FITTING - Grease (AN944-101)	1	
-27	67026-07		** BEARING	2	
-28	67026-11		** BEARING	4	
-29	67107-00		* BRACKET - Nose gear aligner guide	1	
-30	21710-00		* WASHER - Nose gear lock	1	
-31	67148-00		* TUBE ASSEMBLY - Nose gear strut, upper	1	
-32	21831-04		** BEARING - Tube assembly, nose gear strut	1	
-33	67026-07		** BEARING	2	
-34	484 828		* RING - Compression (R19047)	1	
-35	67245-00		* PLATE - Orifice	1	
-36	455 124		* CORE - Air valve (AN809-1)	1	
-37	453 124		* BODY - Air valve (AN812-1)	1	
-38	454 053		* CAP - Air valve (AN813-1B)	1	
-39	462 024		* GASKET - Air valve (AN901-5A)	1	
-40	401 265		* BOLT - (AN3H-7A)	3	
	407 564		* WASHER - (AN960-10)	3	
-41	80122-88		* WASHER - Nose gear	1	
-42	402 344		* BOLT - (AN175-32)	2	
	407 586		* WASHER - (AN960-516L)	2	
	404 102		* NUT-(AN310-5)	2	
	424 052		* COTTER PIN - (AN380-2-3)	2	
-43	402 313		* BOLT - (AN174-13)	1	
	407 585		* WASHER - (AN960-416L)	1	
	407 565		* WASHER - (AN960-416)	2	
	4041 01		* NUT - (AN310-4)	1	
	424 052		* COTTER PIN - (AN380-2-3)	1	
-44	404 840		* NUT - (MS20364-1414C)	1	

When ordering, always specify Part Number, Description, and Serial Number of Aircraft

FOR INSTRUCTIONAL USE ONLY
PIPER AIRCRAFT
PA-32R-301/301T
AIRPLANE PARTS CATALOG

Figure and Index Number	Part Number	Code	Nomenclature	No. Req.	Serial Numbers Affected
24-45	400 744		* BOLT - (AN25-30A)	2	
	407 586		* WASHER - (AN960-516L)	AR	
	404 837		* NUT - (MS20364-524C)	2	
-46	35669-05		PLACARD - Turn limit center mark	1	
-47	451 734		TIRE - (5.00 x 5, 6 ply, Type III) McCreary	1	
	451 752		TIRE - (5.00 x 5, 6 ply, Type III) McCreary Airhawk (heavy duty)	1	
	761 978		TIRE - (5.00 x 5, 6 ply, Type III) B F. Goodrich (heavy duty)	1	
-48	451 739		TUBE - (5.00 x 5)	1	
-49	551 792	A	WHEEL ASSEMBLY - (40-77B) Cleveland	1	
	551 772	B	WHEEL ASSEMBLY - (D-30500) McCauley	1	
-50	758 397	C	* BUSHING - Valve stem (A-30653)	1	
-51	67106-00		NUT - Nose gear axle	1	
-52	424 146		PIN - (MS20392-1C19)	1	
	407 561		WASHER - (AN960-4)	1	
	424 052		COTTER PIN - (MS24665-134)	1	
-53	69669-89		PLACARD - Oleo service instructions	1	
-54	35669-07		PLACARD - Turn limit	1	

When ordering, always specify Part Number, Description, and Serial Number of Aircraft

FOR INSTRUCTIONAL USE ONLY
PIPER AIRCRAFT
PA-32R-301/301T
AIRPLANE PARTS CATALOG

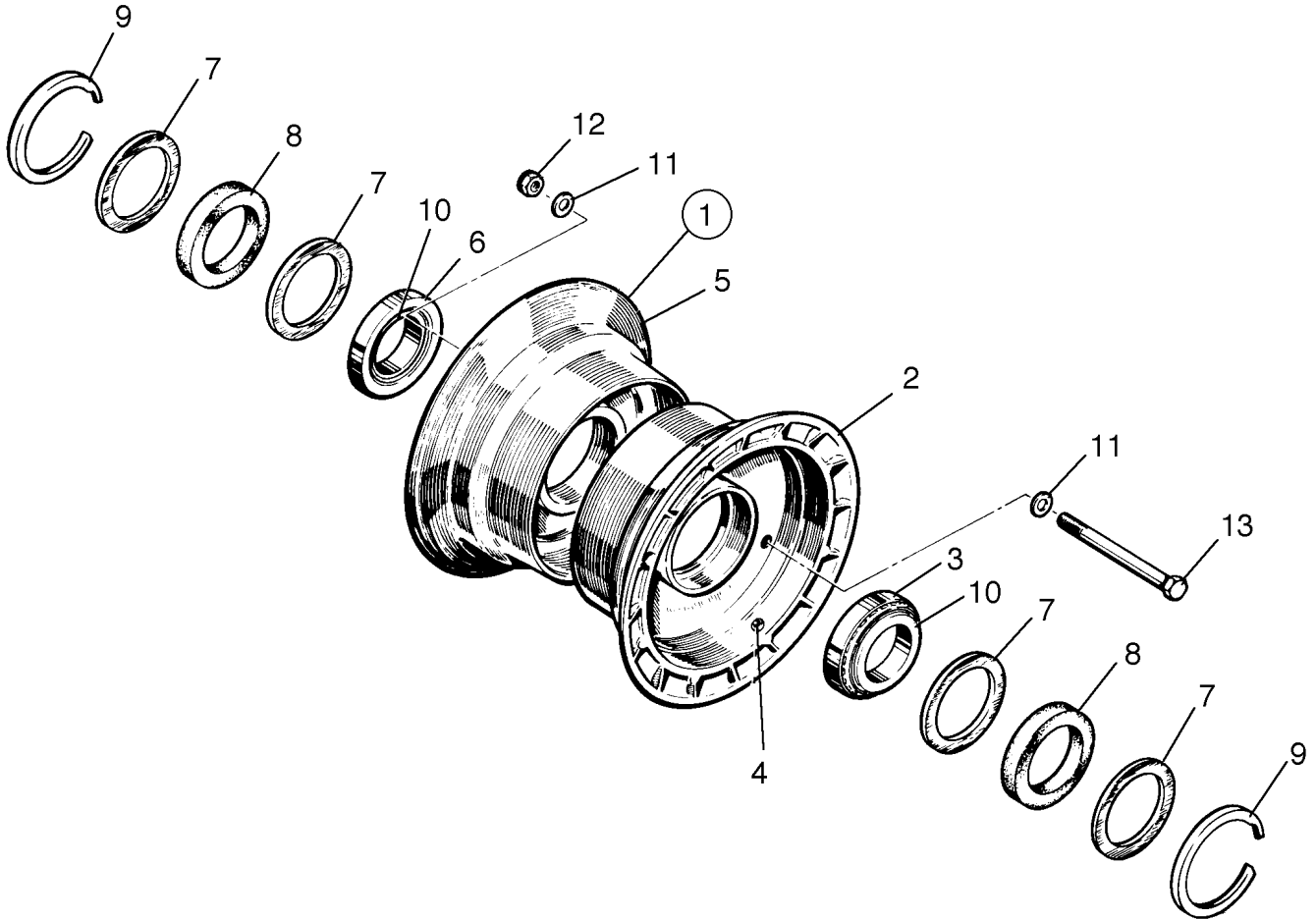


Figure 25. Nose Wheel Assembly (Cleveland)

FOR INSTRUCTIONAL USE ONLY
PIPER AIRCRAFT
PA-32R-301/301T
AIRPLANE PARTS CATALOG

CODE EXPLANATIONS FOR FIGURE 25

FOR INSTRUCTIONAL USE ONLY
PIPER AIRCRAFT
PA-32R-301/301T
AIRPLANE PARTS CATALOG

Figure and Index Number	Part Number	Code	Nomenclature	No. Req.	Serial Numbers Affected
25-1	551 792		WHEEL ASSEMBLY - Nose (40-77B)	1	
-2	756 667		* WHEEL HALF ASSEMBLY - Outer (162-53) (with valve hole)	1	
-3	757 831		** CUP - Bearing (08231)	1	
-4	755 048		** GROMMET - (217-00100)	1	
-5	756 668		* WHEEL HALF ASSEMBLY - Inner (161-55)	1	
-6	757 831		** CUP - Bearing (08231)	1	
-7	756 007		* RING - Grease seal (153-8)	4	
-8	754 804		* FELT - Grease seal (154-6)	2	
-9	756 008		* RING - Snap (155-2)	2	
-10	750 063		* BEARING - Cone (08125)	2	
-11	407 565		* WASHER - Wheel bolt (AN960-416)	6	
-12	404 888		* NUT - Wheel bolt (AN365-428J)	3	
-13	400 015		* BOLT - Wheel (AN4-22A)	3	

When ordering, always specify Part Number, Description, and Serial Number of Aircraft

Reissued: May 27, 1999

1E14

FOR INSTRUCTIONAL USE ONLY
PIPER AIRCRAFT
PA-32R-301/301T
AIRPLANE PARTS CATALOG

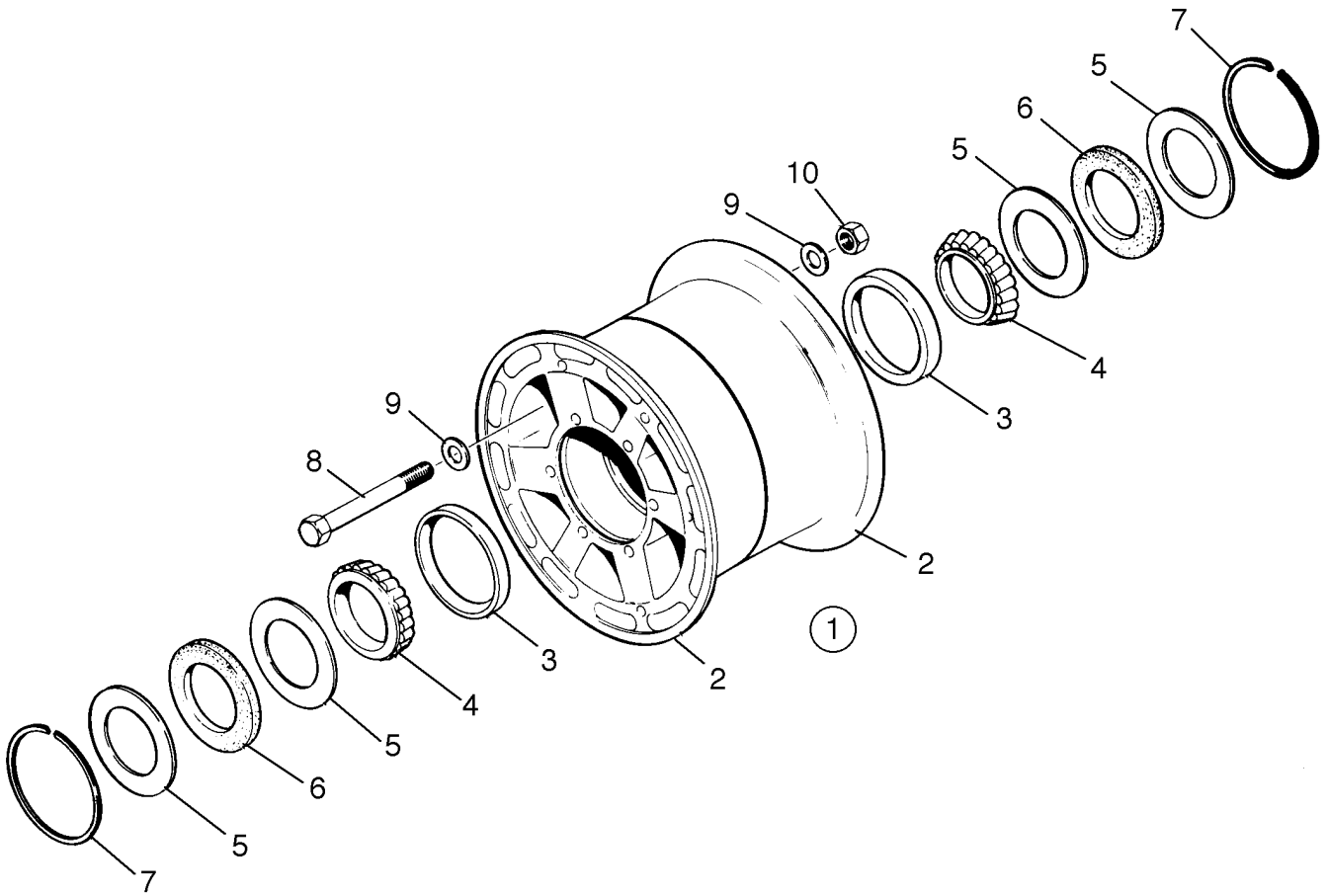


Figure 26. Nose Wheel Assembly (McCauley)

Reissued: May 27, 1999

FOR INSTRUCTIONAL USE ONLY
PIPER AIRCRAFT
PA-32R-301/301T
AIRPLANE PARTS CATALOG

CODE EXPLANATIONS FOR FIGURE 26

FOR INSTRUCTIONAL USE ONLY
PIPER AIRCRAFT
PA-32R-301/301T
AIRPLANE PARTS CATALOG

Figure and Index Number	Part Number	Code	Nomenclature	No. Req.	Serial Numbers Affected
26-1	551 772		WHEEL ASSEMBLY - Nose (D-30500)	1	
-2	756 686		* WHEEL - Half (C-30598)	2	
-3	763 215		** CUP - Bearing (A-30078-1)	1	
-4	758 391		* BEARING - Cone (A-30078-2)	2	
-5	762 560		* RETAINER - (A-30048)	4	
-6	754 856		* FELT - (A-30047)	2	
-7	762 561		* RING - Retaining (A-1636-23)	2	
-8	758 393		* BOLT - (A-2513-73)	3	
-9	756 685		* WASHER - (A-1638-1)	6	
-10	752 571		* NUT - (A-1639-1)	3	

When ordering, always specify Part Number, Description, and Serial Number of Aircraft

Reissued: May 27, 1999

FOR INSTRUCTIONAL USE ONLY
PIPER AIRCRAFT
PA-32R-301/301T
AIRPLANE PARTS CATALOG

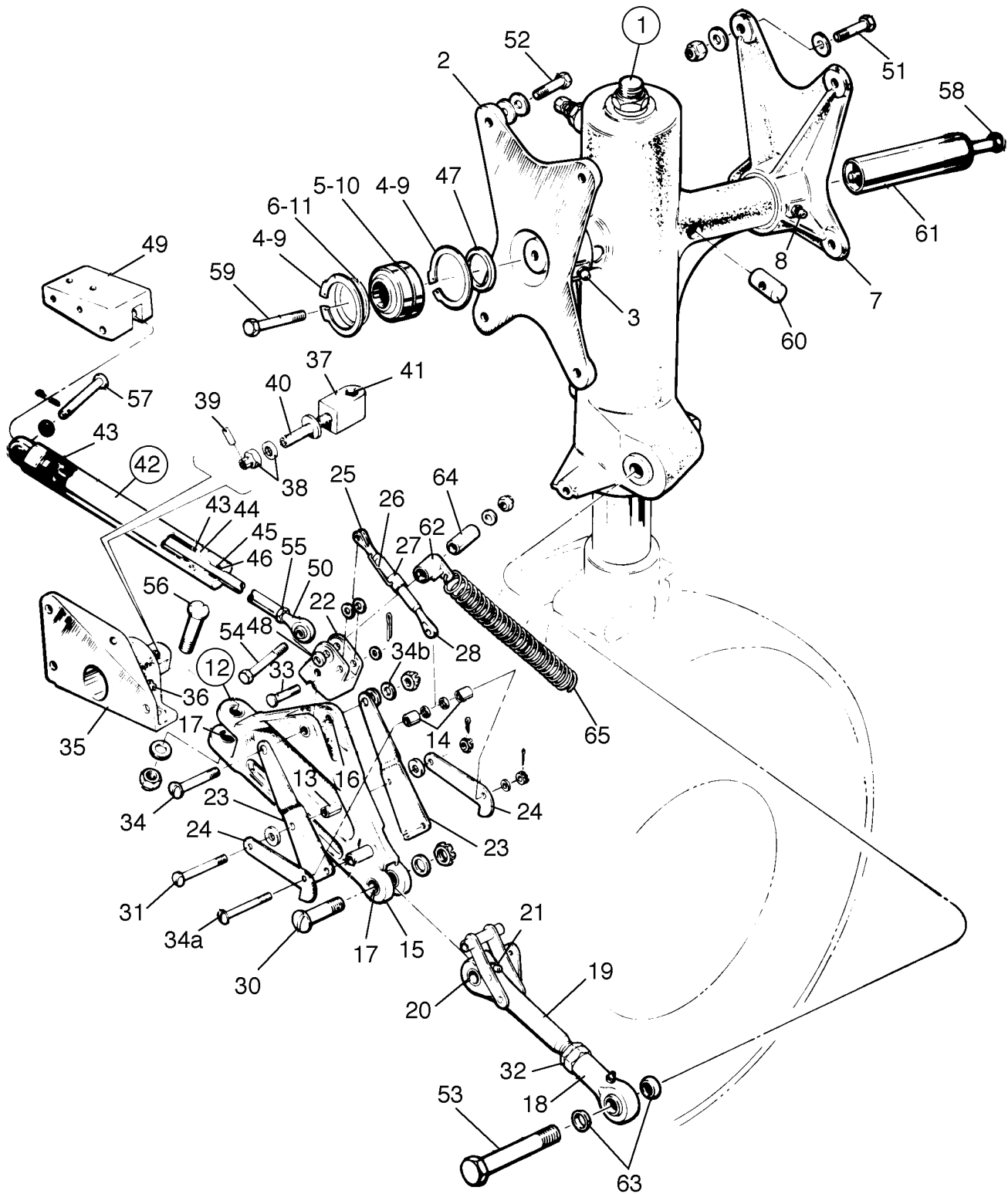


Figure 27. Main Gear Installation

FOR INSTRUCTIONAL USE ONLY
PIPER AIRCRAFT
PA-32R-301/301T
AIRPLANE PARTS CATALOG

CODE EXPLANATIONS FOR FIGURE 27

- A - See Figure 28 for component parts.
- B - Used on PA-32R-301 with serial numbers 32R-8013001 to 32R-8013150 inclusive, and PA-32R-301T with serial numbers 32R-8029001 to 32R-8029131 inclusive.
- C - Used on PA-32R-301 with serial numbers 32R-8113001 and up, and PA-32R-301T with serial numbers 32R-8129001 and up.
- D - Used on PA-32R-301 with serial numbers 32R-8013001 to 32R-8213021 inclusive, and PA-32R-301T with serial numbers 32R-8029001 to 32R-8229021 inclusive.
- E - Used on PA-32R-301 with serial numbers 32R-8113001 to 32R-8213021 inclusive, and PA-32R-301T with serial numbers 32R-8129001 to 32R-8229021 inclusive.
- F - Used on PA-32R-301 with serial numbers 32R-8213022 and up, and PA-32R-301T with serial numbers 32R-8229022 and up.
- G - Used on hydraulic cylinder p/n 96860-00 (Syncro Devices p/n SFA 232-3 or SFA 232-4) only.
- H - Used on hydraulic cylinder p/n 96860-02 (Syncro Devices p/n SFA 232-5) only.

FOR INSTRUCTIONAL USE ONLY
PIPER AIRCRAFT
PA-32R-301/301T
AIRPLANE PARTS CATALOG

Figure and Index Number	Part Number	Code	Nomenclature	No. Req.	Serial Numbers Affected
27-	95912		DRAWING - Main Landing Gear Installation		
-1	96766-16	A	GEAR ASSEMBLY - Main, left (less tire, tube, wheel and brake assembly)	1	
	96766-17	A	GEAR ASSEMBLY - Main, right (less tire, tube, wheel and brake assembly)	1	
- 2	67040-14		FITTING ASSEMBLY - Forward trunnion, left	1	
	67040-15		FITTING ASSEMBLY - Forward trunnion, right	1	
- 3	460 691		* FITTING - Lubricator (AN944-101)	1	
-4	484 719		* RING - Retainer (5008-175)	2	
-5	452 575		* BEARING - Spherical (PS10020-10-2)	1	
-6	62833-44		* SPACER	AR	
-7	67042-13		FITTING ASSEMBLY - Aft trunnion	2	
-8	460 691		* FITTING - Lubricator (AN944-101), straight	1	
-9	484 719		* RING - Retainer (5008-175)	2	
-10	452 575		* BEARING - Spherical (PS10020-10-2)	1	
-11	62833-44		* SPACER	AR	
-12	67025-05	B	TRUSS ASSEMBLY - Main,gear,left	1	
	67025-06	B	TRUSS ASSEMBLY - Main,gear, right	1	
	67025-07	E	TRUSS ASSEMBLY - Main gear, left	1	
	67025-08	E	TRUSS ASSEMBLY - Main gear, right	1	
	67025-09	F	TRUSS ASSEMBLY - Main gear, left	1	
	67025-10	F	TRUSS ASSEMBLY - Main gear, right	1	
-13	63900-88		* BUSHING - Main gear truss assembly	1	
-14	63900-130		* BUSHING - Main gear truss assembly	2	
-15	67025-02	D	* LINK ASSEMBLY - Main gear truss assembly	1	
	67025-11	F	* LINK ASSEMBLY - Main gear truss assembly	1	
-16	63900-89		** BUSHING - Main gear truss assembly	2	
-17	14843-16		** BUSHING - Main gear truss assembly	4	
-18	452 368		* BEARING - Main gear truss assembly (PS10020-2-2RG)	1	
-19	67797-04	B	* LINK ASSEMBLY - Main gear truss assembly, left	1	
	67797-05	B	* LINK ASSEMBLY - Main gear truss assembly, right	1	
	67797-06	C	* LINK ASSEMBLY - Main, gear truss assembly, left	1	
	67797-07	C	* LINK ASSEMBLY - Main, gear truss assembly, right	1	
-20	65003-44		** BUSHING - Main gear truss assembly	2	
-21	460 860	B	** FITTING - Lubricator (MS15001-2)	1	
	460 690	C	** FITTING - Lubricator (MS15002-3)	1	
-22	67031-02		* FITTING - Gear retraction, left	1	
	67031-03		* FITTING - Gear retraction, right	1	
-23	67024-00	D	* PLATE - Left gear, front; and right gear, rear	1	
	67024-01	D	* PLATE - Left gear, rear; and right gear, front	1	
-24	67028-00		* HOOK - Main gear truss assembly	2	
-25	461 131		* FORK - (NAS645-16RS)	1	
-26	554 979		* CLIP - Turnbuckle (MS21256-1)	1	
-27	452 009		* BARREL - Turnbuckle (NAS849B-16S)	1	
-28	459 957		* EYE - Turnbuckle (NAS648-16LS)	1	
-29	86700-30	D	* BUSHING - Main gear truss assembly	1	
-30	402 927		* BOLT - (NAS464-6-16)	1	
	407 587		* WASHER - (AN960-616L)	1	
	404 395		* NUT - (AN320-6)	1	
	424 059		* COTTER PIN - (MS24665-283)	1	
-31	400 880		* BOLT - (AN23-28)	1	
	407 584		* WASHER - (AN960-10L)	AR	
	404 100		* NUT- (AN310-3)	1	
	424 051		* COTTER PIN - (MS24665-132)	1	

When ordering, always specify Part Number, Description, and Serial Number of Aircraft

FOR INSTRUCTIONAL USE ONLY
PIPER AIRCRAFT
PA-32R-301/301T
AIRPLANE PARTS CATALOG

Figure and Index Number	Part Number	Code	Nomenclature	No. Req.	Serial Numbers Affected
27-32	404 326		* NUT - Check (AN316-8R)	1	
-33	424 181		* PIN - Flat head (MS20392-2C25)	1	
	407 584		* WASHER - (AN960-10L)	3	
	424 051		* COTTER PIN - (MS24665-132)	1	
-34	400 711		* BOLT - (AN24-26)	1	
	407 565		* WASHER - (AN960-416)	1	
	404 393		* NUT - (AN320-4)	1	
	424 051		* COTTER PIN - (MS524665-132)	1	
-34a	400 880		* BOLT - (AN23-28)	1	
	407 564		* WASHER - (AN960-10)	2	
	407 584		* WASHER - (AN960-IOL)	1	
	404 100		* NUT - (AN310-3)	1	
	424 051		* COTTER PIN - (MS24665-132)	1	
-34b	407 565	F	* WASHER - (AN960-416)	AR	
	407 585	F	* WASHER - (AN960-416L)	AR	
-35	95643-08		BRACKET ASSEMBLY - Main gear truss, left	1	
	95643-09		BRACKET ASSEMBLY - Main gear truss, right	1	
-36	460 691		* FITTING - Lubricator, straight (AN944-101)	1	
	460 801		* FITTING - Lubricator, 90° (MS15001-4)	1	
-37	78717-02		* STUD - Main gear side brace	1	
-38	62833-109		* WASHER - (.062 thick)	AR	
	62833-112		* WASHER - (.025 thick)	AR	
	404 399		* NUT - (AN320-10)	1	
-39	480 691		* ROLL PIN - (52-028-125-0875)	1	
-40	67026-12		* BUSHING	1	
-41	65003-41		* BUSHING	1	
-42	96860-02		CYLINDER ASSEMBLY - Hydraulic	2	
-43	484 706		* O-RING - (AN6227-11)	2	
-44	484 748	G	* O-RING - (AN6227-8)	1	
	762 084	H	* T-SEAL	1	
-45	755 997		* RETAINER - Main gear cylinder (SFD1400-1)	1	
-46	756 053	G	* RING - Back-up (MS28782-8)	1	
-47	67198-00		WASHER - Main gear	2	
-48	95061-64		BUSHING	2	
-49	67071-00		BRACKET - Main gear cylinder, left	1	
	67071-01		BRACKET - Main gear cylinder, right	1	
-50	452 334		BEARING - (PS10020-1-6RX)	2	
-51	401 188		BOLT - (AN5-10A)	8	
	407 566		WASHER - (AN960-516)	16	
	404 889		NUT - (MS20365-524C)	8	
-52	401 189		BOLT - (AN5-11A)	8	
	407 566		WASHER - (AN960-516)	16	
-53	402 960		BOLT - (NAS464P8A-44)	2	
	407 569		WASHER - (AN960-816)	2	
	404 832		NUT - (MS20364-820C)	2	
-54	400 451		BOLT - (AN3-20A)	2	
	407 564		WASHER - (AN960-10)	2	
	404 887		NUT - (MS20365-1032C)	2	
-55	404 225		NUT - (AN315-4R)	2	
-56	400 761		BOLT - (AN26-25)	2	
	407 567		WASHER - (AN960-616)	2	
	404 395		NUT - (AN320-6)	2	
	424 059		COTTER PIN - (MS24665-283)	2	
-57	424 187		PIN - (MS20392-2C37)	2	
	407 564		WASHER - (AN960-10)	2	
	424 052		COTTER PIN - (MS24665-134)	2	
-58	401 335		BOLT - (AN4-40A)	2	

When ordering, always specify Part Number, Description, and Serial Number of Aircraft

Reissued: May 27, 1999

FOR INSTRUCTIONAL USE ONLY
PIPER AIRCRAFT
PA-32R-301/301T
AIRPLANE PARTS CATALOG

Figure and Index Number	Part Number	Code	Nomenclature	No. Req.	Serial Numbers Affected
27-59	400 012		BOLT- (AN4-17A)	2	
	62833-124		WASHER	2	
-60	406 660		NUT - Barrel (1452-048)	4	
-61	67502-00		RETAINER ASSEMBLY - Main gear	2	
-62	67202-00		SWIVEL ASSEMBLY - Side brace spring attachment	2	
-63	21822-00		BUSHING - Tapered, truss assembly	4	
-64	63900 85		BUSHING - Spring attachment	2	
-65	67203-00		SPRING - Main gear downlock	2	

When ordering, always specify Part Number, Description, and Serial Number of Aircraft

FOR INSTRUCTIONAL USE ONLY
PIPER AIRCRAFT
PA-32R-301/301T
AIRPLANE PARTS CATALOG

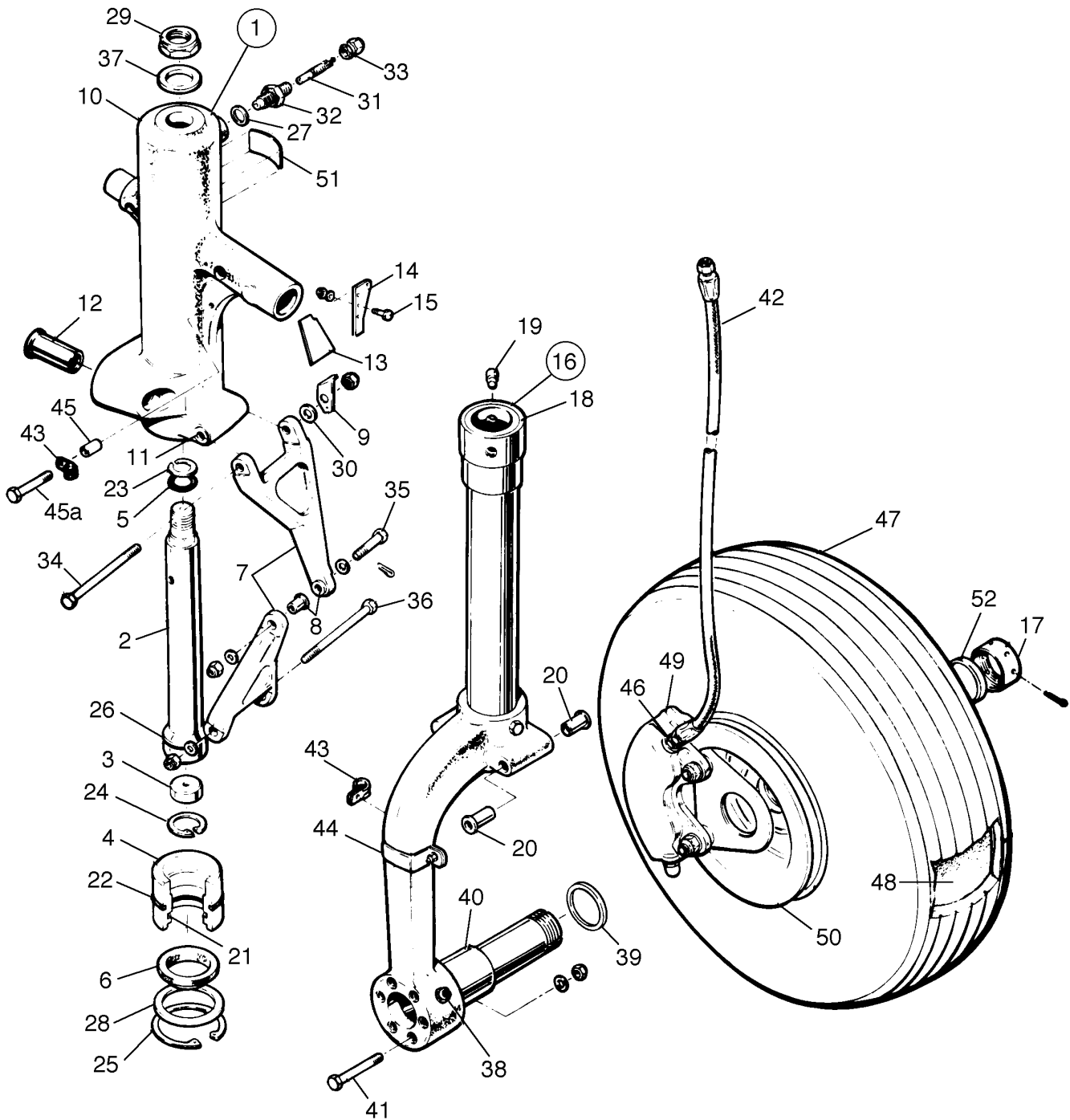


Figure 28. Main Gear Assembly

Reissued: May 27, 1999

FOR INSTRUCTIONAL USE ONLY
PIPER AIRCRAFT
PA-32R-301/301T
AIRPLANE PARTS CATALOG

CODE EXPLANATIONS FOR FIGURE 28

- A - See Figure 30 for component parts.
- B - See Figure 29 for component parts.
- C - Used if heavy duty wheels, brakes and tires are installed.
- D - Used if heavy duty wheels, brakes and tires are not installed.

FOR INSTRUCTIONAL USE ONLY
PIPER AIRCRAFT
PA-32R-301/301T
AIRPLANE PARTS CATALOG

Figure and Index Number	Part Number	Code	Nomenclature	No. Req.	Serial Numbers Affected
28-	95912.		DRAWING - Main Landing Gear Installation		
-1	96766-16		GEAR ASSEMBLY - Main, left (less tire, tube, wheel and brake assembly)	1	
	96766-17		GEAR ASSEMBLY - Main, right (less tire, tube, wheel and brake assembly)	1	
-2	20754-02		* ORIFICE - Main landing gear	1	
-3	79800-02		* PLATE - Orifice	1	
-4	67755-00		* BEARING - Landing gear	1	
-5	484 790		* O-RING - (MS28775-210)	1	
-6	187 627		* STRIP - Wiper (S-35-29, Code 10V90-117)	1	
-7	67012-02		* LINK ASSEMBLY - Landing gear torque	2	
-8	751 369		** BUSHING - Landing gear strut	1	
-9	67023-00		* BRACKET - Squat switch actuator, left	1	
-10	67926-30		* TRUNNION ASSEMBLY - Main gear, left	1	
	67926-31		* TRUNNION ASSEMBLY - Main gear, right	1	
-11	67026-07		** BEARING - Main gear trunnion	2	
-12	67026-05		** BUSHING - Main gear trunnion	1	
-13	37732-00		** BRACKET - Gear switch, left	1	
-14	67753-00		** PLATE - Spring attachment	1	
-15	401 266		** BOLT - (AN3-5A)	2	
	407 584		** WASHER - (AN960-10L)	2	
	404 887		** NUT - (MS20365- 1032C)	2	
-16	67037-06		* STRUT ASSEMBLY - Main gear	1	
-17	66820-00		** NUT - Main gear axle assembly	1	
-18	67036-00		** BEARING - Main strut, upper	1	
-19	20784-00		** PIN - Main strut	2	
-20	67026-07		** BEARING - Main strut	2	
-21	484 799		* O-RING - (MS28775-327)	1	
-22	462 034		* O-RING - (AN6230-5)	1	
-23	484 714		* RING - Retainer (MS28782-15)	1	
-24	484 684		* RING - Snap (N5000-118MD)	1	
-25	484 685		* RING - Snap (N5000-250MD)	1	
-26	484 828		* RING - Compression (R19047)	1	
-27	462 024		* GASKET - Air valve (AN901-5A)	1	
-28	80122-88		* WASHER - Main gear	1	
-29	404 843		* NUT - (MS20364-1216C)	1	
-30	494 114		* WASHER - (96312) left	1	
-31	455 124		* CORE - Air valve (AN809-1)	1	
-32	453 124		* BODY- Air valve (AN812-1)	1	
-33	454 053		* CAP - Air valve (AN813-1B)	1	
-34	402 345		* BOLT - (AN175-33) left	1	
	402 344		* BOLT - (AN175-32) right	1	
	407 566		* WASHER - (AN960-516) right	1	
	404 102		* NUT- (AN310-5)	1	
	424 051		* COTTER PIN - (MS24665-132)	1	
-35	402 312		* BOLT - (AN174-14)	1	
	407 565		* WASHER - (AN960-416)	4	
	404 101		* NUT- (AN310-4)	1	
	424 050		* COTTER PIN - (AN380-2-1)	1	
-36	402 344		* BOLT - (AN175-32)	1	
	407 586		* WASHER - (AN960-516L)	1	
	404 102		* NUT - (AN310-5)	1	
	424 052		* COTTER PIN - (MS24665-134)	1	
-37	80122-89		* WASHER - Main gear	1	

When ordering, always specify Part Number, Description, and Serial Number of Aircraft

Reissued: May 27, 1999

FOR INSTRUCTIONAL USE ONLY
PIPER AIRCRAFT
PA-32R-301/301T
AIRPLANE PARTS CATALOG

Figure and Index Number	Part Number	Code	Nomenclature	No. Req.	Serial Numbers Affected
28-38	401 329		* BOLT- (AN4-31A)	1	
	407 585		* WASHER - (AN960-416L)	1	
	404 836		* NUT - (MS20364-428C)	1	
-39	63484-00		BUSHING - Main gear	2	
-40	63900-103		BUSHING - Main gear	2	
-41	401 320		BOLT - (AN4-C20A)	12	
	407 675		WASHER - (AN960-C416)	12	
	404 888		NUT - (MS20365-428C)	12	
-42	63901-17		HOSE ASSEMBLY - Brake line	2	
-43	554 734		CLAMP - (PS10017-14-9)	4	
	401 273		BOLT - (AN3-14A)	1	
	407 584		WASHER - (AN960-10L)	1	
-44	67277-00		CLAMP	2	
-45	63900-11		BUSHING - Main gear	2	
-45a	401 273		BOLT - (AN3-14A)	1	
	407 584		WASHER - (AN960-10L)	1	
	404 887		NUT - (MS20365-1032C)	1	
-46	476 648		NIPPLE - (AN816-4D)	2	
-47	451 731		TIRE - (6.00 x 6, 8 ply) McCreary	2	
	761 996		TIRE - (6.00 x 6, 8 ply) McCreary Airhawk (heavy duty)	2	
	761 975		TIRE - (6.00 x 6, 8 ply) B.F. Goodrich (heavy duty)	2	
-48	451 735		TUBE - (6.00 x 6)	2	
-49	551 706	A	BRAKE ASSEMBLY - (30-65)	2	
	551 725	A,C	BRAKE ASSEMBLY - (30-83A) (heavy duty)	2	
-50	551 765	B	WHEEL ASSEMBLY - Main (40-90A)	2	
	551 770	B,C	WHEEL ASSEMBLY - Main (40-120C) (heavy duty)	2	
-51	69669-88	D	PLACARD - Oleo service instructions	2	
	69669-35	C	PLACARD - Oleo service instructions	2	
-52	63900-115		BUSHING - Main gear axle	2	

When ordering, always specify Part Number, Description, and Serial Number of Aircraft

FOR INSTRUCTIONAL USE ONLY
PIPER AIRCRAFT
PA-32R-301/301T
AIRPLANE PARTS CATALOG

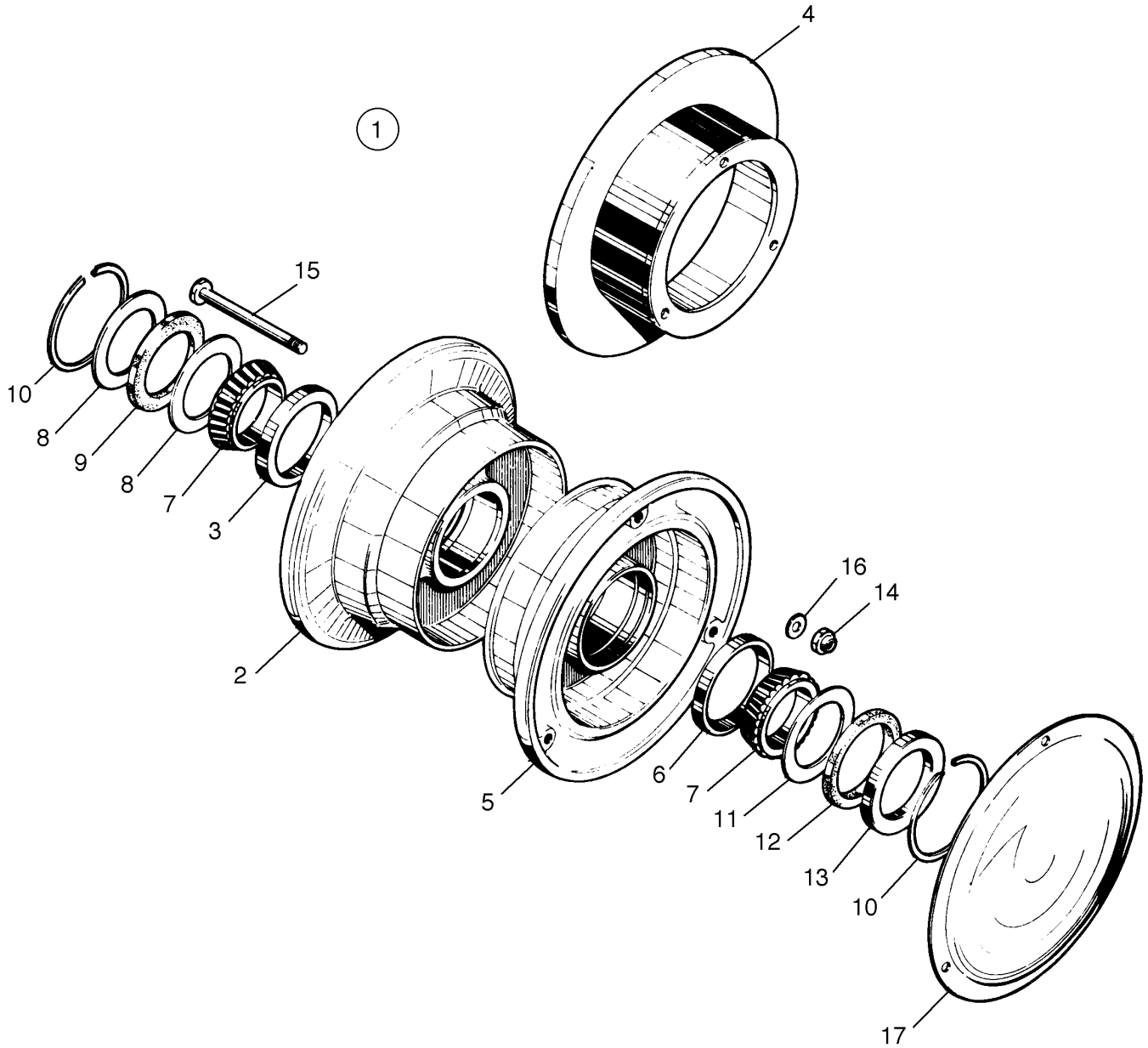


Figure 29. Main Wheel Assembly

Reissued: May 27, 1999

FOR INSTRUCTIONAL USE ONLY
PIPER AIRCRAFT
PA-32R-301/301T
AIRPLANE PARTS CATALOG

CODE EXPLANATIONS FOR FIGURE 29

- A - Used on Wheel Assembly 40-90A only.
- B - Used on Wheel Assembly 40-120C only.

FOR INSTRUCTIONAL USE ONLY
PIPER AIRCRAFT
PA-32R-301/301T
AIRPLANE PARTS CATALOG

Figure and Index Number	Part Number	Code	Nomenclature	No. Req.	Serial Numbers Affected
29-1	551 765		WHEEL ASSEMBLY - Main (Cleveland 40-90A)	2	
	551 770		WHEEL ASSEMBLY - Main (Cleveland 40-120C) (heavy duty)	2	
-2	756 666	A	* WHEEL - Half, inner (161-47)	1	
	763 751	B	* WHEEL - Half, inner (161-93B)	1	
-3	751 494		** CUP - Bearing (13836)	1	
-4	754 643	A	* DISC ASSEMBLY - Brake (164-23)	1	
	754 614	B	* DISC ASSEMBLY - Brake (164-46)	1	
-5	756 665	A	* WHEEL - Half, outer (162-45)	1	
	763 752	B	* WHEEL - Half, outer (162-87B)	1	
-6	751 494		** CUP - Bearing (13836)	1	
-7	751 489		* BEARING - Cone, Timken (13889)	2	
-8	755 999		* RING - Grease seal (153-4)	2	
-9	751 772		* FELT - Grease seal (154-3)	1	
-10	752 830		* RING - Snap (155-1)	2	
-11	755 929		* RING - Grease seal (153-3)	1	
-12	751 810		* FELT - Grease seal (154-13)	1	
-13	755 930		* RING - Grease seal (153-15)	1	
-14	404 889	A	* NUT - Wheel bolt (AN365-524)	3	
	404 889	B	* NUT - Wheel bolt (AN365-524)	6	
-15	753 473	A	* BOLT - Wheel (AN5-36A)	3	
	401 375	B	* BOLT - Wheel (AN5-35A)	6	
-16	407 566	A	* WASHER - Wheel bolt (AN960-516)	9	
	407 566	B	* WASHER - Wheel bolt (AN960-516)	12	
-17	83710-02		COVER - Wheel	2	

When ordering, always specify Part Number, Description, and Serial Number of Aircraft

Reissued: May 27, 1999

FOR INSTRUCTIONAL USE ONLY
PIPER AIRCRAFT
PA-32R-301/301T
AIRPLANE PARTS CATALOG

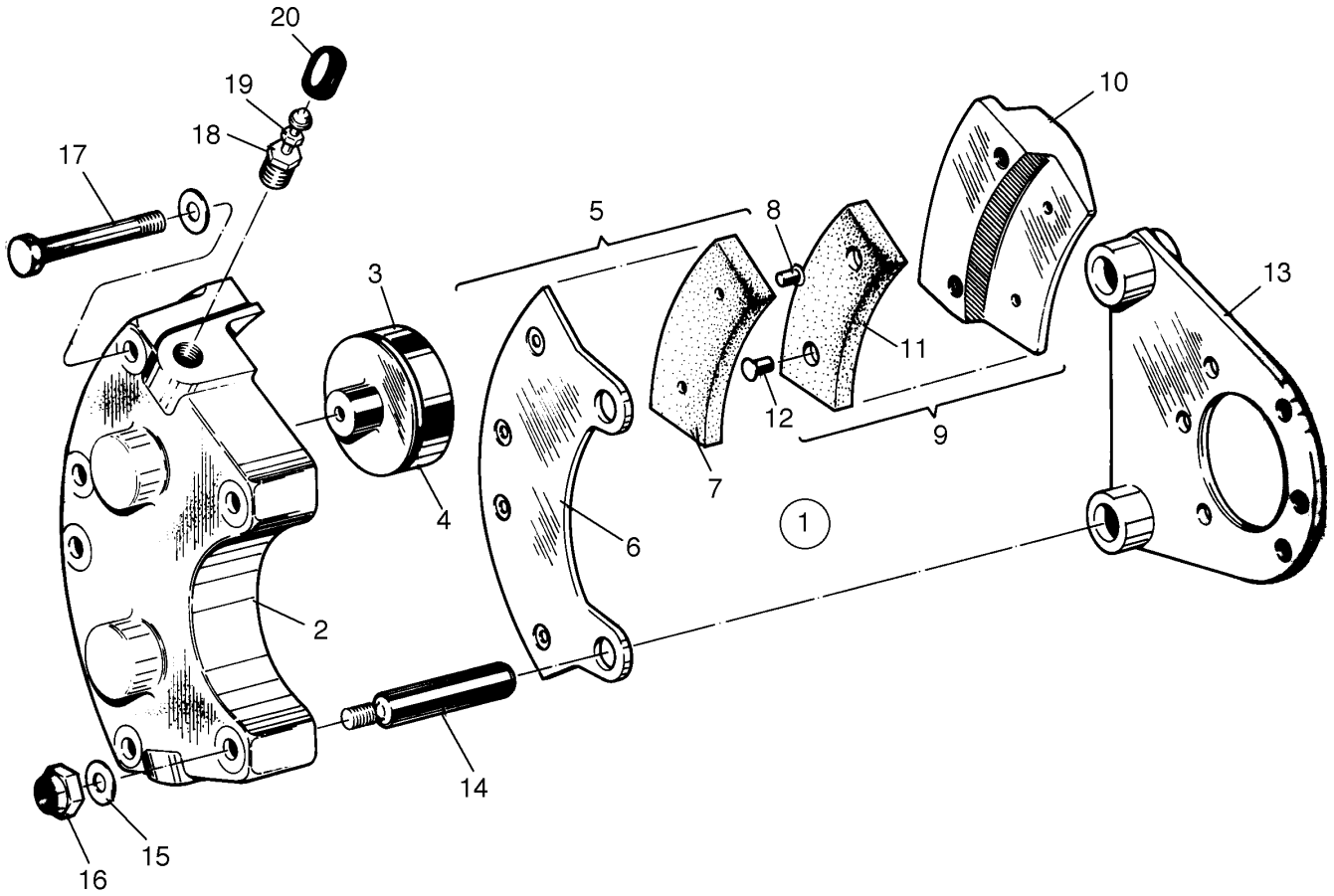


Figure 30. Brake Assembly

FOR INSTRUCTIONAL USE ONLY
PIPER AIRCRAFT
PA-32R-301/301T
AIRPLANE PARTS CATALOG

CODE EXPLANATIONS FOR FIGURE 30

- A - Used on Brake Assembly 30-65 only.
- B - Used on Brake Assembly 30-83A only.

FOR INSTRUCTIONAL USE ONLY
PIPER AIRCRAFT
PA-32R-301/301T
AIRPLANE PARTS CATALOG

Figure and Index Number	Part Number	Code	Nomenclature	No. Req.	Serial Numbers Affected
30-1	551 706		BRAKE ASSEMBLY - (30-65)	2	
	551 725		BRAKE ASSEMBLY - (30-83A) (heavy duty)	2	
-2	753 936	A	* CYLINDER - Brake (61-18)	1	
	758 093	B	* CYLINDER - Brake (61-25)	1	
-3	755 887	A	* PISTON - (62-15)	2	
	757 483	B	* PISTON ASSEMBLY - (92-18)	2	
-4	484 698	A	* O-RING - (AN6227-27)	2	
-5	757 207	A	* PLATE ASSEMBLY - Pressure (73-10)	1	
	757 485	B	* PLATE ASSEMBLY - Pressure (73-16)	1	
-6	757 208		** PLATE - Pressure (63-11)	1	
-7	752 342	A	** LINING - Pressure plate (66-105)	2	
	761 197	B	** LINING - Pressure plate(66-62)	2	
-8	752 826	A	** RIVET - Pressure plate lining (561)	4	
-9	755 885	A	* PLATE ASSEMBLY - Back (74-10)	2	
	757 484	B	* PLATE ASSEMBLY - Back (74-30)	2	
-10	755 886	A	** PLATE - Back (64-15)	2	
-11	752 342	A	** LINING - Back plate (66-105)	2	
	761 197	B	** LINING - Back plate (66-62)	2	
-12	752 826	A	** RIVET - Back plate lining (561)	4	
-13	451 786		* TORQUE PLATE ASSEMBLY - (75-39)	1	
-14	753 407		* BOLT - Anchor (69-4)	2	
-15	407 586		* WASHER - (AN960-416L)	6	
-16	404 888		* NUT - (MS20365-428C)	2	
-17	753 430		* BOLT - (LP4-20AM)	4	
-18	752 966		* SEAT - Bleeder (37-206)	1	
-19	752 965		* SCREW - Bleeder (FC-6446)	1	
-20	753 850		* CAP - Bleeder (183-1)	1	

When ordering, always specify Part Number, Description, and Serial Number of Aircraft

FOR INSTRUCTIONAL USE ONLY
PIPER AIRCRAFT
PA-32R-301/301T
AIRPLANE PARTS CATALOG

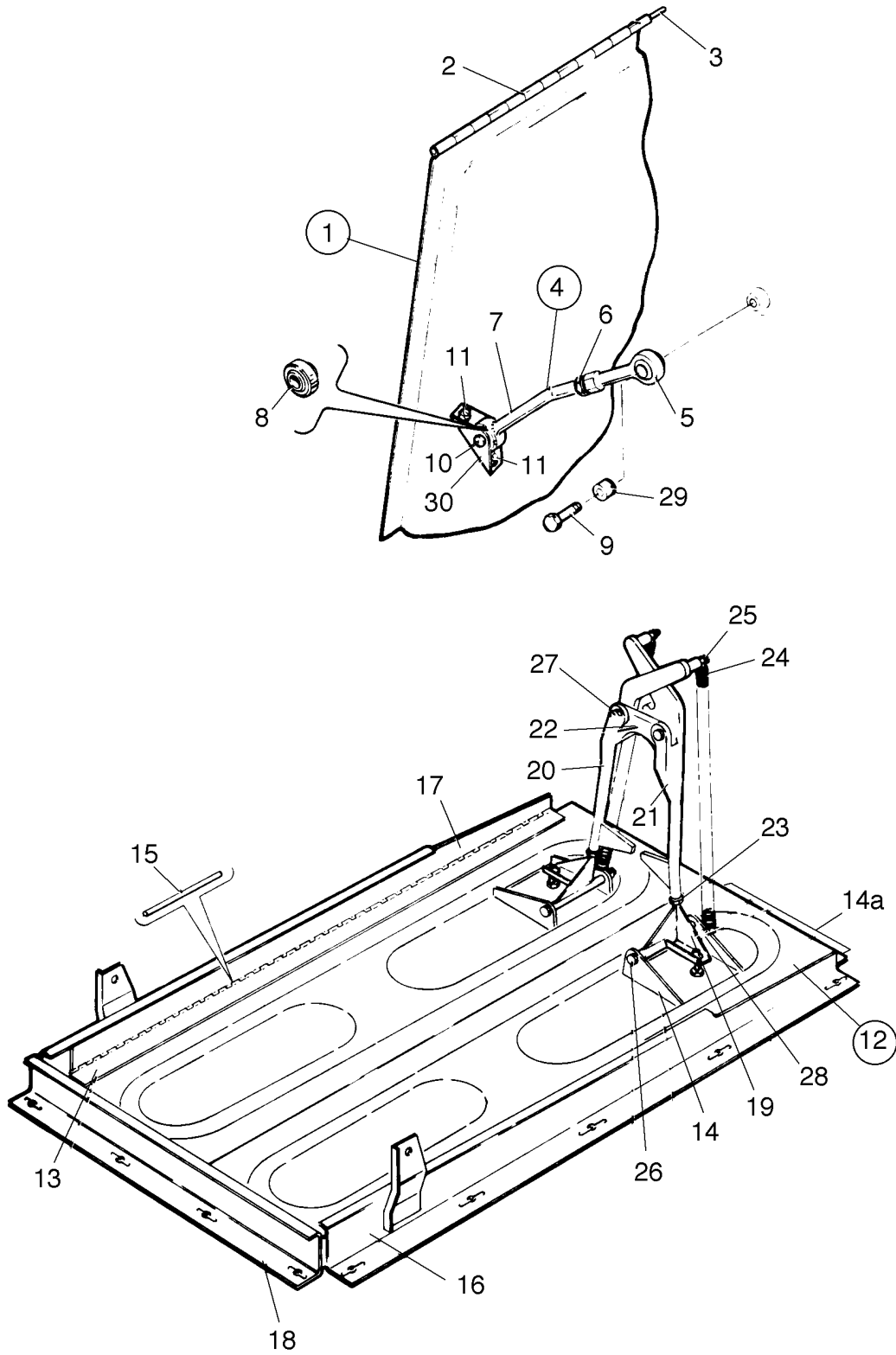


Figure 31. Landing Gear Door Installation
(PA-32R-301)

Reissued: May 27, 1999

FOR INSTRUCTIONAL USE ONLY
PIPER AIRCRAFT
PA-32R-301/301T
AIRPLANE PARTS CATALOG

CODE EXPLANATIONS FOR FIGURE 31

FOR INSTRUCTIONAL USE ONLY
PIPER AIRCRAFT
PA-32R-301/301T
AIRPLANE PARTS CATALOG

Figure and Index Number	Part Number	Code	Nomenclature	No. Req.	Serial Numbers Affected
31-	38069 95912		DRAWING - Nose Gear Door Installation DRAWING - Main Gear Installation		
-1	67090-10 67090-11		DOOR ASSEMBLY - Main gear, left DOOR ASSEMBLY - Main gear, right	1 1	
-2	67093-04 67093-05		* HINGE HALF - Main gear door, left * HINGE HALF - Main gear door, right	1 1	
-3	63744-11		PIN - Hinge, main gear door	2	
-4	37722-02		ROD ASSEMBLY - Main gear door	2	
-5	452 335		* BEARING - Rod end (PS10020-2-1RX)	1	
-6	404 321		* NUT - (AN316-C4R)	1	
-7	37722-03		* ROD ASSEMBLY	1	
-8	452 584		* BEARING - (PS10020-7-3)	1	
-9	403 055 407 674 407 682		BOLT - (AN3C-10A) WASHER - (AN960-C10) WASHER - (AN960-C10L)	2 2 4	
-10	400 867 407 674 404 887		BOLT - (AN23-15A) WASHER - (AN960-C10) NUT - (MS20365-1032C)	2 4 2	
-11	411 536 407 564 404 887		SCREW- (MS35207-267) WASHER - (AN960-10) NUT - (MS20365-1032C)	4 4 4	
-12	38070-00 38070-01		DOOR ASSEMBLY - Nose gear, left DOOR ASSEMBLY - Nose gear, right	1 1	
-13	38070-04		* HINGE HALF - Nose gear door	1	
-14	38075-00		* CHANNEL - Nose gear door	1	
-14a	38070-05		* ANGLE - Nose gear door	1	
-15	189 310		PIN - Hinge gear door (21" length)	2	
-16	38076-00 38076-01		SUPPORT ASSEMBLY - Nose gear door, left SUPPORT ASSEMBLY - Nose gear door, right	1 1	
-17	38076-04 38076-05		* HINGE HALF - Nose gear door, left * HINGE HALF - Nose gear door, right	1 1	
-18	38074-00		CHANNEL ASSEMBLY - Lower cowl support	1	
-19	38071-00 38071-01		LINK ASSEMBLY - Left nose gear door LINK ASSEMBLY - Right nose gear door	1 1	
-20	38108-00		ARM - Right nose gear door	1	
-21	38109-00		ARM - Left nose gear door	1	
-22	38082-00		STRIKER - Nose gear door	1	
-23	404 323		NUT - (AN316-5R)	2	
-24	587 396		SPRING - (PS10087-1-1)	2	
-25	407 585 424 000		WASHER - (AN960-416L) COTTER PIN - (MS9245-27)	2 2	
-26	401 280 38071-08 407 564 404 887		BOLT- (AN3-26A) BUSHING WASHER - (AN960-10) NUT - (MS20365-1032C)	2 2 2 2	
-27	400 871 63900-168 407 584 407 586 405 350		BOLT - (AN23-19A) BUSHING WASHER - (AN960-10L) WASHER - (AN960-516L) NUT - (MS21083-N4)	2 2 4 2 2	
-28	411 533 407 564 95061-20 404 887		SCREW- (MS35207-264) WASHER - (AN960-10) BUSHING NUT - (MS20365-1032C)	2 2 2 2	
-29	63900-147		BUSHING	2	
-30	67091-00		BRACKET - Main gear door	2	

When ordering, always specify Part Number, Description, and Serial Number of Aircraft

Reissued: May 27, 1999

FOR INSTRUCTIONAL USE ONLY
PIPER AIRCRAFT
PA-32R-301/301T
AIRPLANE PARTS CATALOG

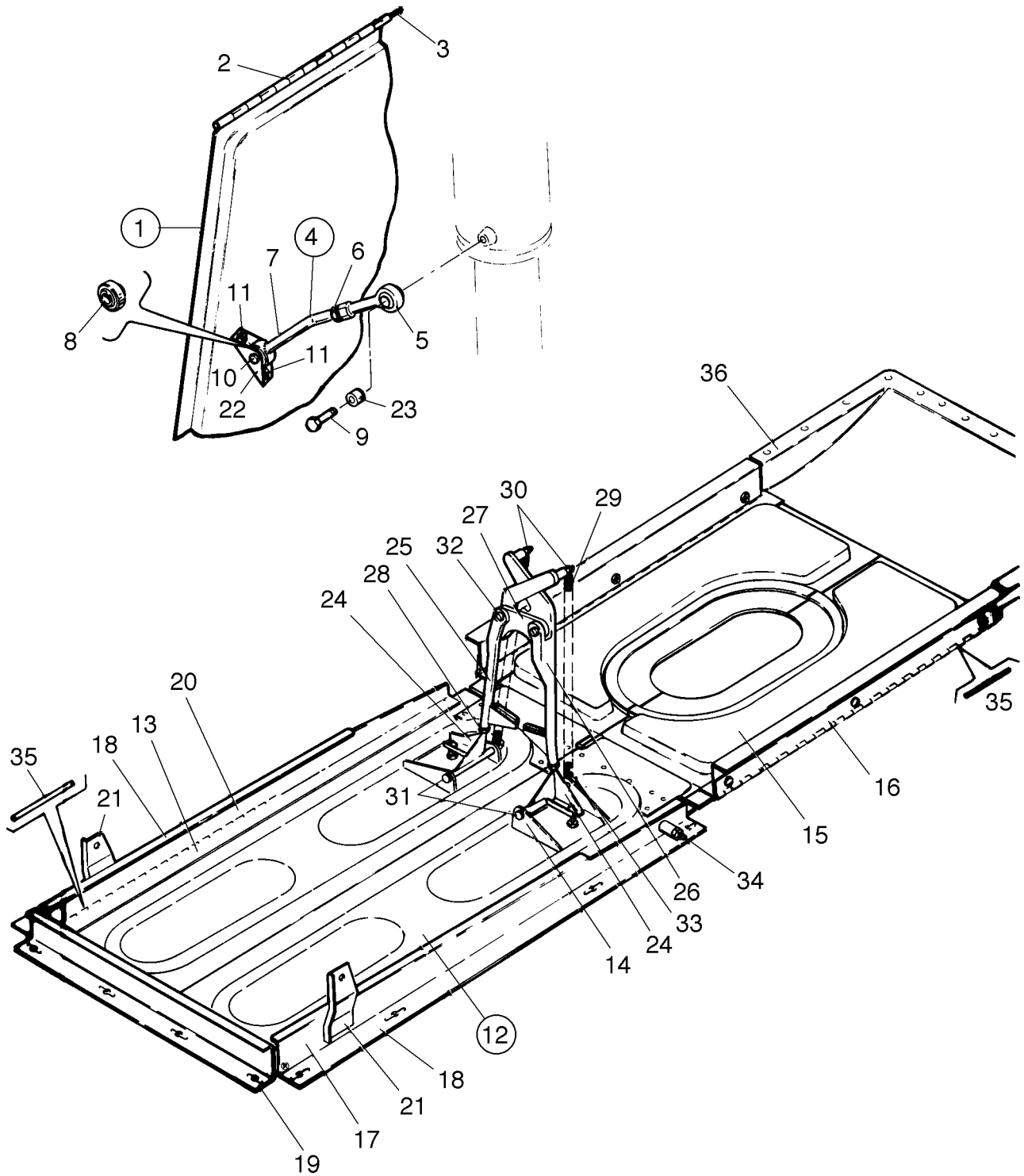


Figure 32. Landing Gear Door Installation
(PA-32R-301T)

FOR INSTRUCTIONAL USE ONLY
PIPER AIRCRAFT
PA-32R-301/301T
AIRPLANE PARTS CATALOG

CODE EXPLANATIONS FOR FIGURE 32

FOR INSTRUCTIONAL USE ONLY
PIPER AIRCRAFT
PA-32R-301/301T
AIRPLANE PARTS CATALOG

Figure and Index Number	Part Number	Code	Nomenclature	No. Req.	Serial Numbers Affected
32-	95912		DRAWING - Main Gear Installation		
	98510		DRAWING - Nose Gear Door Installation		
-1	67090-10		DOOR ASSEMBLY - Main gear, left	1	
	67090-11		DOOR ASSEMBLY - Main gear, right	1	
-2	67093-04		* HINGE HALF - Main gear door, left	1	
	67093-05		* HINGE HALF - Main gear door, right	1	
-3	63744-11		PIN - Hinge, main gear door	2	
-4	37722-02		ROD ASSEMBLY - Main gear door	2	
-5	452 335		* BEARING - Rod end (PS10020-2-1RX)	1	
-6	404 321		* NUT - (AN316-C4R)	1	
-7	37722-03		* ROD ASSEMBLY	1	
-8	452 584		* BEARING - (PS10020-7-3)	1	
-9	403 055		BOLT - (AN3C-10A)	2	
	407 674		WASHER - (AN960-C10)	2	
	407 682		WASHER - (AN960-C10L)	4	
-10	400 867		BOLT - (AN23-15A)	2	
	407 674		WASHER - (AN960-C10)	4	
	404 887		NUT - (MS20365-1032C)	2	
-11	411 536		SCREW - (MS35207-267)	4	
	407 564		WASHER - (AN960-10)	4	
	404 887		NUT - (MS20365-1032C)	4	
-12	98509-02		DOOR ASSEMBLY - Nose gear, forward, left	1	
	98509-03		DOOR ASSEMBLY - Nose gear, forward, right	1	
-13	38070-04		* HINGE HALF - Nose gear door, forward	1	
-14	38075-00		* CHANNEL - Nose gear door	1	
-15	98506-02		DOOR ASSEMBLY - Nose gear, aft, left	1	
	98506-03		DOOR ASSEMBLY - Nose gear, aft, right	1	
-16	98506-10		* HINGE HALF - Nose gear door, aft, left	1	
	98506-11		* HINGE HALF - Nose gear door, aft, right	1	
-17	98632-08		FRAME ASSEMBLY - Nose gear door	1	
-18	98632-09		* ANGLE - Nose gear door, left	1	
	98632-10		* ANGLE - Nose gear door, right	1	
-19	98632-05		* CHANNEL - Nose gear door, forward	1	
-20	98632-06		* HINGE HALF - Nose gear door, forward, left	1	
	98632-07		* HINGE HALF - Nose gear door, forward, right	1	
-21	98542-02		* BRACKET - Nose gear door, left	1	
	98542-03		* BRACKET - Nose gear door, right	1	
-22	67091-00		* BRACKET - Main gear door	2	
-23	63900-147		BUSHING	2	
-24	38071-00		LINK ASSEMBLY - Left nose gear door	1	
	38071-01		LINK ASSEMBLY - Right nose gear door	1	
-25	38108-00		ARM - Right nose gear door	1	
-26	38109-00		ARM - Left nose gear door	1	
-27	38082-00		STRIKER - Nose gear door	1	
-28	404 323		NUT - Check (AN316-5R)	2	
-29	587 396		SPRING - (PS10087-1-1)	2	
-30	407 585		WASHER - (AN960-416L)	2	
	424 000		COTTER PIN - (MS9245-27)	2	
-31	401 282		BOLT- (AN3-27A)	2	
	38071-08		BUSHING	2	
	407 564		WASHER - (AN960-10)	2	
	407 585		WASHER - (AN960-416L)	2	
	404 887		NUT - (MS20365-1032C)	2	

When ordering, always specify Part Number, Description, and Serial Number of Aircraft

FOR INSTRUCTIONAL USE ONLY
PIPER AIRCRAFT
PA-32R-301/301T
AIRPLANE PARTS CATALOG

Figure and Index Number	Part Number	Code	Nomenclature	No. Req.	Serial Numbers Affected
32-32	400 871		BOLT - (AN23-19A)	2	
	63900-168		BUSHING	2	
	407 584		WASHER - (AN960-10L)	4	
	407 586		WASHER - (AN960-516L)	2	
	405 350		NUT - (MS21083-N4)	2	
-33	411 533		SCREW - (MS35207-264)	2	
	95061-20		BUSHING	2	
	407 564		WASHER - (AN960-10)	2	
-34	404 887		NUT - (MS20365-1032C)	2	
	400 443		BOLT - (AN3-12A)	2	
	407 564		WASHER - (AN960-10)	2	
-35	404 887		NUT - (MS20365-1032C)	2	
	189 310		PIN - Hinge gear door (20.50" length)	4	
-36	98582-02		FAIRING - Nose gear door	1	

When ordering, always specify Part Number, Description, and Serial Number of Aircraft

FOR INSTRUCTIONAL USE ONLY
PIPER AIRCRAFT
PA-32R-301/301T
AIRPLANE PARTS CATALOG

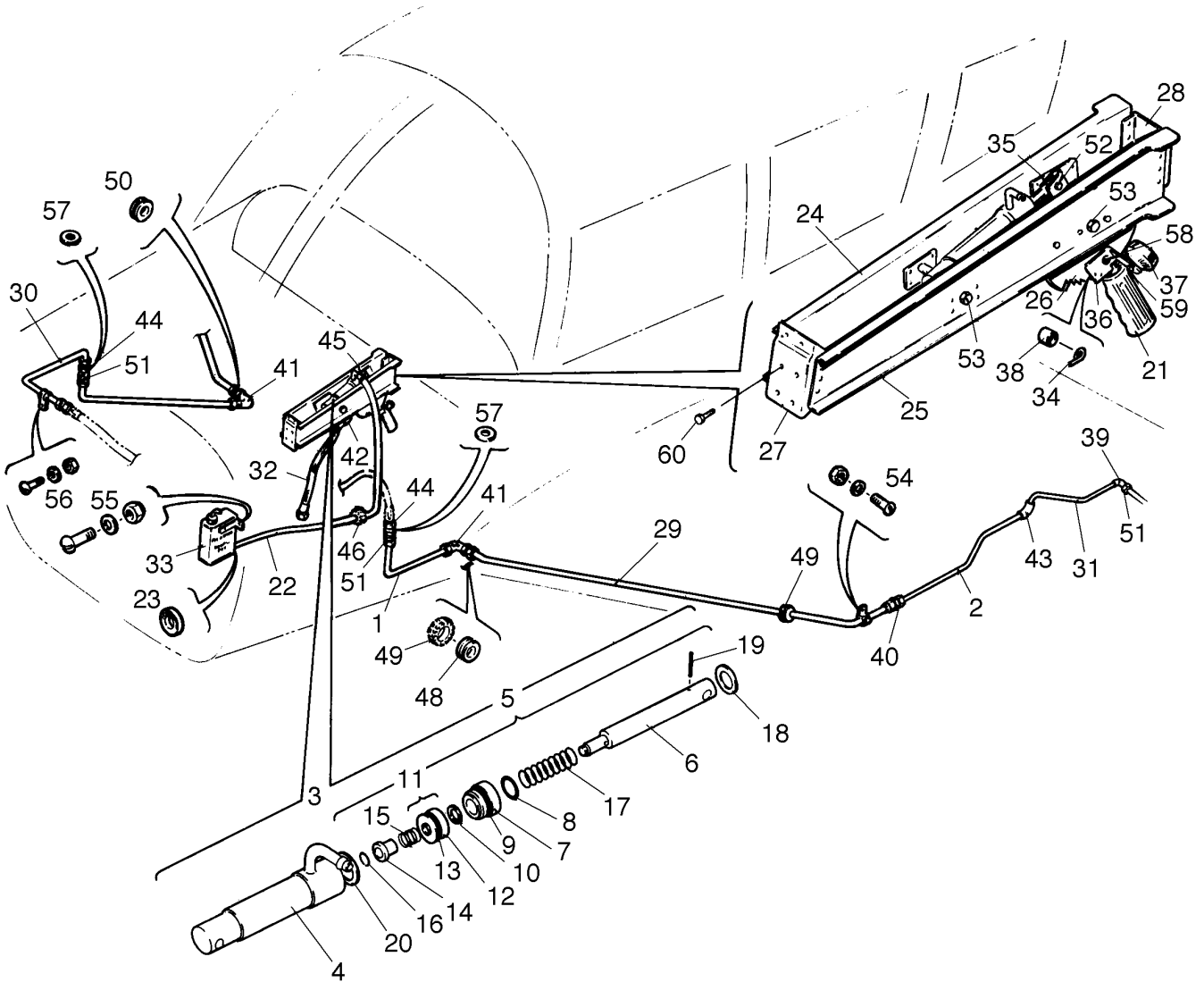


Figure 33. Hand Brake Installation

FOR INSTRUCTIONAL USE ONLY
PIPER AIRCRAFT
PA-32R-301/301T
AIRPLANE PARTS CATALOG

CODE EXPLANATIONS FOR FIGURE 33

- A - Used on PA-32R-301 only.
- B - Used on PA-32R-301T only.
- C - Used on PA-32R-301 with serial numbers 3213029 and 3213042 and up.

FOR INSTRUCTIONAL USE ONLY
PIPER AIRCRAFT
PA-32R-301/301T
AIRPLANE PARTS CATALOG

Figure and Index Number	Part Number	Code	Nomenclature	No. Req.	Serial Numbers Affected
33-	69312 38012		DRAWING - Hand Brake Installation DRAWING - Brake System Installation		
-1	63324-04		LINE ASSEMBLY	2	
-2	67700-323		LINE ASSEMBLY	2	
-3	455 938		CYLINDER ASSEMBLY - Master (10-22)	1	
-4	753 956		* HYDRAULIC CYLINDER ASSEMBLY - (189-9)	1	
-5	755 948		* PISTON ROD ASSEMBLY - (182-7)	1	
-6	755 949		** ROD - Piston (142-9)	1	
-7	751 889		** GLAND - Packing (141-10)	1	
-8	484 701		** PACKING - O-Ring (AN6227-7)	1	
-9	484 727		** PACKING - O-Ring (AN6227-12)	1	
-10	753 172		** WASHER - Dyna-seal (110-3/16)	1	
-11	757 216		** PISTON ASSEMBLY - (92-19)	1	
-12	757 217		*** PISTON - (148-10)	1	
-13	484 706		*** PACKING - O-Ring (AN6227-11)	1	
-14	753 381		** BUSHING - (145-15)	1	
-15	756 117		** SPRING - (82-8)	1	
-16	752 855		** RING - Snap (155-5)	1	
-17	756 118		** SPRING - (82-9)	1	
-18	407 567		** WASHER - (AN960-616)	1	
-19	755 882		** ROLL PIN - (223-1)	1	
-20	755 950		** RING - Snap (155-10)	1	
-21	463 380		GRIP - Brake handle	1	
-22	63913-132	A	HOSE - Flexible	1	
	63913-167	B	HOSE - Flexible	1	
-23	63915-06	A	DISC - Firewall sealing	1	
-24	67138-00		CHANNEL ASSEMBLY - Brake support, right	1	
	67138-05	C	CHANNEL ASSEMBLY - Brake support, right	1	
-25	67137-00		CHANNEL ASSEMBLY - Brake support, left	1	
	67137-03	C	CHANNEL ASSEMBLY - Brake support, left	1	
-26	63354-00		* RATCHET - Brake handle	1	
-27	67139-00		CHANNEL - Brake support, forward	1	
-28	67140-02		CHANNEL ASSEMBLY - Brake support, aft	1	
	89300-05	C	CHANNEL ASSEMBLY - Brake support, aft	1	
-29	68467-00		LINE ASSEMBLY	2	
-30	68466-00		LINE ASSEMBLY - Right	1	
-31	67700-324		LINE ASSEMBLY - Left	1	
	67700-325		LINE ASSEMBLY - Right	1	
-32	63901-30		HOSE ASSEMBLY - Flexible	1	
-33	68464-00	A	RESERVOIR ASSEMBLY - Brake cylinder	1	
	38465-02	B	RESERVOIR ASSEMBLY - Brake cylinder	1	
-34	63356-00		SPRING - Brake handle	1	
-35	63357-00		HANDLE ASSEMBLY - Brake	1	
-36	67135-03		LATCH ASSEMBLY - Brake handle	1	
-37	63914-07		KNOB ASSEMBLY - Parking brake	1	
-38	63900-131		BUSHING	1	
-39	458 900		ELBOW - Bulkhead (AN833-4D)	2	
-40	491 050		UNION - (AN81 5-4D)	2	
-41	458 880		ELBOW - (AN821-4D)	2	
-42	458 894		ELBOW - (AN822-4D)	1	
-43	458 900		ELBOW - (AN833-4D)	2	
-44	491 060		UNION - (AN832-4D)	2	
-45	554 861		CLAMP - Hose (SAE TY F-4)	2	
-46	63976-17		GROMMET	1	
-47	63976-18		GROMMET	1	
-48	434 155		GROMMET - (MS35489-75)	2	
-49	434 151		GROMMET - (MS35489-10S)	2	

When ordering, always specify Part Number, Description, and Serial Number of Aircraft

FOR INSTRUCTIONAL USE ONLY
PIPER AIRCRAFT
PA-32R-301/301T
AIRPLANE PARTS CATALOG

Figure and Index Number	Part Number	Code	Nomenclature	No. Req.	Serial Numbers Affected
33-50	434 160		GROMMET - (MS35489-8S)	1	
-51	477 618		NUT - (AN924-4D)	6	
-52	424 178		PIN - (AN393-19)	1	
	424 051		COTTER PIN - (AN380-2-2)	1	
	407 584		WASHER - (AN960-10L)	2	
-53	400 113		BOLT - (AN4-20)	2	
	407 565		WASHER - (AN960-416)	6	
	404 101		NUT - (AN310-4)	2	
	424 051		COTTER PIN - (AN380-2-2)	2	
-54	411 532		SCREW - (MS35207-263)	4	
	407 584		WASHER - (AN960-10L)	4	
	404 887		NUT - (MS20365-1032C)	4	
-55	411 532		SCREW - (MS35207-263)	2	
	407 674	A	WASHER - (AN960-C10)	4	
	404 887	A	NUT - (MS20365-1032C)	2	
-56	411 586		SCREW - (MS35207-265)	1	
	407 043		LOCKWASHER - (MS35338-43)	1	
	404 224		NUT - (AN315-3R)	1	
-57	407 568		WASHER - (AN960-716)	4	
-58	400 876		BOLT - (AN23-24A)	1	
	407 564		WASHER - (AN960-10)	3	
	404 887		NUT - (MS20365-1032C)	1	
-59	416 994		SCREW - (AN526-1032R6)	1	
	407 124		WASHER - Lock (AN935-10L)	1	
-60	400 438		BOLT - (AN3-4A)	2	
	407 564		WASHER - (AN960-10)	2	
	404 887		NUT - (MS20365-1032C)	2	

When ordering, always specify Part Number, Description, and Serial Number of Aircraft

Reissued: May 27, 1999

FOR INSTRUCTIONAL USE ONLY
PIPER AIRCRAFT
PA-32R-301/301T
AIRPLANE PARTS CATALOG

CODE EXPLANATIONS FOR FIGURE 34

A - See Figure 35 for component parts.

FOR INSTRUCTIONAL USE ONLY
PIPER AIRCRAFT
PA-32R-301/301T
AIRPLANE PARTS CATALOG

Figure and Index Number	Part Number	Code	Nomenclature	No. Req.	Serial Numbers Affected
34-	38012		DRAWING - Brake System Installation		
	38542		DRAWING - Control System Installation		
-1	63464-05		BRACE ASSEMBLY - Toe brake	2	
-2	63468-00		BRACKET - Toe brake	2	
-3	63469-00		ARM - Toe brake	2	
-4	63469-01		ARM - Toe brake	2	
-5	63470-00		ARM - Toe brake	4	
-6	79430-00		CLEVIS ASSEMBLY - Toe brake	4	
-7	63478-00		SPACER - Toe pedal	4	
-8	63485-00		PEDAL ASSEMBLY - Toe brake, left	2	
	63485-01		PEDAL ASSEMBLY - Toe brake, right	2	
-9	62867-02		* PAD ASSEMBLY - Brake pedal	1	
-10	453 714		BEARING - Brake pedal (PS10065-37)	8	
-11	424 195		PIN - Flat head (MS20392-2C13) (.578 long)	4	
	424 176		PIN - Flat head (MS20392-2C15) (.641 long)	4	
	407 564		WASHER - (AN960-10)	4	
	424 051		COTTER PIN - (MS24665-132)	4	
-12	424 181		PIN - Flat head (MS20392-2C25)	4	
	407 564		WASHER - (AN960-10)	4	
	424 051		COTTER PIN - (MS24665-132)	4	
-13	424 184		PIN - Flat head (MS20392-2C31)	4	
	407 564		WASHER - (AN960-10)	4	
	424 051		COTTER PIN - (MS24665-132)	4	
-14	424 357		PIN - Flat head (MS20392-2C39)	4	
	407 564		WASHER - (AN960-10)	4	
	424 051		COTTER PIN - (MS24665-132)	4	
-15	63901-28		HOSE ASSEMBLY - Flexible	1	
-16	63901-09		HOSE ASSEMBLY - Flexible	1	
-17	63901-29		HOSE ASSEMBLY - Flexible	2	
-18	63901-30		HOSE ASSEMBLY - Flexible	1	
-19	491 050		UNION - (AN815-4D)	1	
-20	458 904		ELBOW - (AN914-1D)	5	
-21	458 894		ELBOW - (MS20822-4D)	2	
-22	458 891		ELBOW - (MS20823-4D)	5	
-23	488 499		TEE - (MS20825-4D)	1	
-24	63594-00		CLIP - Spring, left outboard pedal	2	
-25	455 968	A	CYLINDER ASSEMBLY - Master (10-30) Cleveland	4	
	455 944	A	CYLINDER ASSEMBLY - Master (17000) Gar-Kenyon	4	
-26	400 443		BOLT - (AN3-12A)	4	
	407 564		WASHER - (AN960-10)	4	
	404 887		NUT - (MS20365-1032C)	4	
-27	400 437		BOLT - (AN3-13A)	4	
	407 564		WASHER - (AN960-10)	4	
	404 887		NUT - (MS24665-1032C)	4	

When ordering, always specify Part Number, Description, and Serial Number of Aircraft

FOR INSTRUCTIONAL USE ONLY
PIPER AIRCRAFT
PA-32R-301/301T
AIRPLANE PARTS CATALOG

CODE EXPLANATIONS FOR FIGURE 35

FOR INSTRUCTIONAL USE ONLY
PIPER AIRCRAFT
PA-32R-301/301T
AIRPLANE PARTS CATALOG

Figure and Index Number	Part Number	Code	Nomenclature	No. Req.	Serial Numbers Affected
35-1	455 968		CYLINDER ASSEMBLY - Master (10-30) Cleveland	4	
-2	763 451		* PISTON ROD ASSEMBLY - (182-22)	1	
-3	757 318		** ROLL PIN - (223-00500)	1	
-4	756 622		** WASHER - (095-10100)	1	
-5	756 118		** SPRING - (82-9)	1	
-6	755 082		** GLAND - Packing (141-25)	1	
-7	756 018		** O-RING - (101-01100)	1	
-8	756 016		** O-RING - (101-00800)	2	
-9	756 621		** WASHER - Wiper (095-01300)	1	
-10	757 580		** SPRING - (082-02100)	1	
-11	763 450		** PISTON - (148-25)	1	
-12	758 457		** BUSHING - (145-58)	1	
-13	762 586		** RING - Snap (T5304-15)	1	
-14	762 585		** O-RING - (101-1)	1	
-15	762 587		* RING - Snap (155-47)	1	
-16	455 944		CYLINDER ASSEMBLY - Master (17000) Gar-Kenyon	4	
-17	757 480		* PISTON ROD AND RING ASSEMBLY - (95404) (includes spring retaining ring)	1	
-18	762 276		* SPRING - (17005)	1	
-19	762 277		* SPRING - (17006)	1	
-20	757 479		* PISTON - (17003)	1	
-21	762 275		* SLEEVE - (17007)	1	
-22	752 584		* O-RING - (MS28775-113)	1	
-23	484 788		* O-RING - (MS28775-012)	1	
-24	752 585		* O-RING - (MS28775-110)	1	
-25	754 848		* FITTING - (17002)	1	
-26	494 177		* SEAL - (110 3/16)	1	
-27	762 531		* RING - Retaining (XRC-313)	1	

When ordering, always specify Part Number, Description, and Serial Number of Aircraft

FOR INSTRUCTIONAL USE ONLY
PIPER AIRCRAFT
PA-32R-301/301T
AIRPLANE PARTS CATALOG

THIS PAGE INTENTIONALLY LEFT BLANK

When ordering, always specify Part Number, Description, and Serial Number of Aircraft

Reissued: May 27, 1999

FOR INSTRUCTIONAL USE ONLY
PIPER AIRCRAFT
PA-32R-301/301T
AIRPLANE PARTS CATALOG

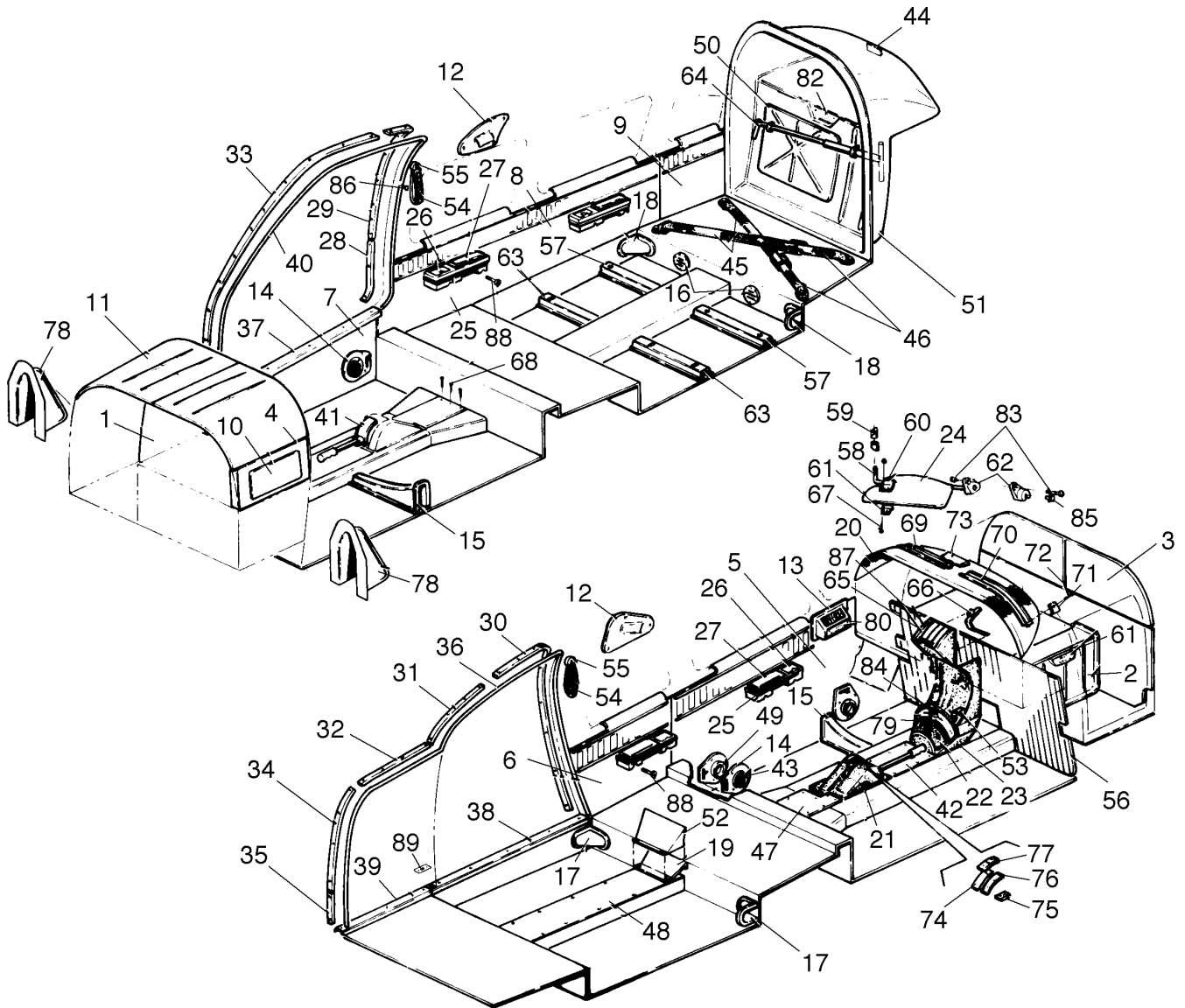


Figure 36. Cabin Finishing Installation

Reissued: May 27, 1999

FOR INSTRUCTIONAL USE ONLY
PIPER AIRCRAFT
PA-32R-301/301T
AIRPLANE PARTS CATALOG

CODE EXPLANATIONS FOR FIGURE 36

- A - When ordering, specify color.
- B - When ordering, specify color.
- C - Used on PA-32R-301 only.
- D - Used on PA-32R-301T only.
- E - See Figure 44 if aft facing center seats are installed.
- F - Used if air conditioning is installed.
- G - Used on PA-32R-301 with serial numbers 32R-8113001 and up, and PA-32R-301T with serial numbers 32R-8129001 and up.
- H - Used if fixed shoulder harnesses are installed.
- J - Used if shoulder belts with inertia reel are installed.
- K - Used on PA-32R-301 with serial numbers 32R-8013001 to 32R-8013150 inclusive, and PA-32R-301T with serial numbers 32R-8029001 to 32R-8029131 inclusive.
- L - When ordering, specify color.
- M - Used if pneumatic deice system is installed.
- N - Used on PA-32R-301 with serial numbers 32R-8013001 to 32R-8113133 inclusive, and PA-32R-301T with serial numbers 32R-8029001 to 32R-8129124 inclusive.
- O - Used on PA-32R-301 with serial numbers 32R-8213001 and up, and PA-32R-301T with serial numbers 32R-8229001 and up.
- P - Used on PA-32R-301 with serial numbers 32R-8113001 to 32R-8113133 inclusive, and PA-32R-301T with serial numbers 32R-8129001 to 32R-8129124 inclusive.
- Q - Used on PA-32R-301 with serial numbers 32R-8013001 to 32R-8213071 inclusive, and PA-32R-301T with serial numbers 32R-8029001 to 32R-8229078 inclusive.
- R - Used on PA-32R-301 with serial numbers 32R-8113001 to 32R-8213071 inclusive, and PA-32R-301T with serial numbers 32R-8129001 to 32R-8229078 inclusive.
- S - Used on PA-32R-301 with serial numbers 32R-8313001 and up, and PA-32R-301T with serial numbers 32R-8329001 and up.
- T - Used on PA-32R-301 with serial numbers 32R-8213001 to 32R-8213071 inclusive, and PA-32R-301T with serial numbers 32R-8229001 to 32R-8229078 inclusive.
- U - Used if back-up landing gear extension system is installed and electric flaps are not installed.
- V - Used if back-up landing gear extension system is installed and electric flaps are installed.
- W - Used if back-up landing gear extension system is not installed and electric flaps are installed.
- Y - Used on PA-32R-301 with serial numbers 3213029, and 3213042 and up.

FOR INSTRUCTIONAL USE ONLY
PIPER AIRCRAFT
PA-32R-301/301T
AIRPLANE PARTS CATALOG

Figure and Index Number	Part Number	Code	Nomenclature	No. Req.	Serial Numbers Affected	
36-	69974		DRAWING - Cockpit Finishing Installation			
	38165		DRAWING - Forward Baggage Compartment Finishing Installation			
	78081	N	DRAWING - Interior Panel Installation			
	87350	O	DRAWING - Interior Panel Installation			
	66991		DRAWING - Sun Visor Installation			
-1	38182-02	B	PANEL - Firewall, forward baggage	1		
	38182-03	B,M	PANEL - Firewall, forward baggage	1		
-2	38183-04	B	PANEL ASSEMBLY - Bulkhead, forward baggage	1		
-3	38186-02	A	PANEL ASSEMBLY - Battery compartment	1		
-4	38188-04	A	PANEL ASSEMBLY - Forward baggage compartment	1		
	38188-08	A,M	PANEL ASSEMBLY - Forward baggage compartment	1		
-5	579 142	Q	PANEL ASSEMBLY - Left front cockpit, camel/camel/black (with heather carpet)	1		
	580 842	K	PANEL ASSEMBLY - Left front cockpit, firethorn red (with raspberry carpet)	1		
	580 843	K	PANEL ASSEMBLY - Left front cockpit, buckskin (with brown carpet)	1		
	680 015	S	PANEL ASSEMBLY - Left front cockpit, light buckskin (vinyl) (with dark saddle carpet)	1		
	680 014	S	PANEL ASSEMBLY - Left front cockpit, blue (vinyl) (with light blue carpet)	1		
	580 844	K	PANEL ASSEMBLY - Left front cockpit, dark blue (with royal blue carpet)	1		
	579 144	R	PANEL ASSEMBLY - Left front cockpit, dark blue (with heather carpet)	1		
	579 145	R	PANEL ASSEMBLY - Left front cockpit, dark blue (with dark blue carpet)	1		
	680 109	S	PANEL ASSEMBLY - Left front cockpit, light blue (velour) (with light blue carpet)	1		
	680 013	S	PANEL ASSEMBLY - Left front cockpit, red (vinyl) (with dark carmine carpet)	1		
	579 146		PANEL ASSEMBLY - Left front cockpit, firethorn red (with firethorn red carpet)	1		
	579 143	R	PANEL ASSEMBLY - Left front cockpit, firethorn red (with heather carpet)	1		
	579 147	Q	PANEL ASSEMBLY - Left front cockpit, buckskin (with medium saddle carpet)	1		
	579 148	G	PANEL ASSEMBLY - Left front cockpit, dark cedar (with dark cedar carpet) (knit)	1		
	579 058	O	PANEL ASSEMBLY - Left front cockpit, dark cedar (with dark cedar carpet) (velour)	1		
	579 056	O	PANEL ASSEMBLY - Left front cockpit, dark carmine (with dark carmine carpet)	1		
	680 012	S	PANEL ASSEMBLY - Left front cockpit, dark saddle (with dark saddle carpet)	1		
	579 057	O	PANEL ASSEMBLY - Left front cockpit, sandalwood (with dark saddle carpet)	1		
	-6	579 403	N	PANEL ASSEMBLY - Left center cockpit, white/camel/black	1	
		579 009	T	PANEL ASSEMBLY - Left center cockpit, camel/black	1	
		680 017	S	PANEL ASSEMBLY - Left center cockpit, red (vinyl)	1	

When ordering, always specify Part Number, Description, and Serial Number of Aircraft

Reissued: May 27, 1999

FOR INSTRUCTIONAL USE ONLY
PIPER AIRCRAFT
PA-32R-301/301T
AIRPLANE PARTS CATALOG

Figure and Index Number	Part Number	Code	Nomenclature	No. Req.	Serial Numbers Affected	
36-6	579 237	P	PANEL ASSEMBLY - Left center cockpit, firethorn red (vinyl)	1		
	579 010	T	PANEL ASSEMBLY - Left center cockpit, firethorn red (vinyl)	1		
	579 324	N	PANEL ASSEMBLY - Left center cockpit, firethorn red (velour)	1		
	579 012	O	PANEL ASSEMBLY - Left center cockpit, firethorn red (velour)	1		
	579 325	N	PANEL ASSEMBLY - Left center cockpit, buckskin	1		
	579 013	T	PANEL ASSEMBLY - Left center cockpit, buckskin	1		
	680 019	S	PANEL ASSEMBLY - Left center cockpit, light buckskin (vinyl)	1		
	680 018	S	PANEL ASSEMBLY - Left center cockpit, blue (vinyl)	1		
	579 236	P	PANEL ASSEMBLY - Left center cockpit, dark blue (vinyl)	1		
	579 011	T	PANEL ASSEMBLY - Left center cockpit, dark blue (vinyl)	1		
	579 309	N	PANEL ASSEMBLY - Left center cockpit, dark blue (velour)	1		
	579 014	O	PANEL ASSEMBLY - Left center cockpit, dark blue (velour)	1		
	680110	S	PANEL ASSEMBLY - Left center cockpit, light blue (velour)	1		
	579 235	P	PANEL ASSEMBLY - Left center cockpit, dark cedar (knit)	1		
	579 015	O	PANEL ASSEMBLY - Left center cockpit, dark cedar (knit)	1		
	579 061		PANEL ASSEMBLY - Left center cockpit, dark cedar (velour)	1		
	579 059		PANEL ASSEMBLY - Left center cockpit, dark carmine	1		
	680 016	S	PANEL ASSEMBLY - Left center cockpit, dark saddle	1		
	579 060	O	PANEL ASSEMBLY - Left center cockpit, sandalwood	1		
	-7	579 149	Q	PANEL ASSEMBLY - Right front cockpit, camel/camel/black (with heather carpet)	1	
		579 328	K	PANEL ASSEMBLY - Right front cockpit, firethorn red (with raspberry carpet)	1	
		579 329	K	PANEL ASSEMBLY - Right front cockpit, buckskin (with brown brown carpet)	1	
		680 030	S	PANEL ASSEMBLY - Right front cockpit, blue (vinyl) (with light blue carpet)	1	
		579 311	K	PANEL ASSEMBLY - Right front cockpit, dark blue (with royal blue carpet)	1	
		579 151	R	PANEL ASSEMBLY - Right front cockpit, dark blue (with heather carpet)	1	
		579 152	G	PANEL ASSEMBLY - Right front cockpit, dark blue (with dark blue carpet)	1	
		680 113	S	PANEL ASSEMBLY - Right front cockpit, light blue (velour) (with light blue carpet)	1	
579 153			PANEL ASSEMBLY - Right front cockpit, firethorn red (with firethorn red carpet)	1		
579 150		R	PANEL ASSEMBLY - Right front cockpit, firethorn red (with heather carpet)	1		
680 029		S	PANEL ASSEMBLY - Right front cockpit, red (vinyl) (with dark carmine carpet)	1		
579 154		Q	PANEL ASSEMBLY - Right front cockpit, buckskin (with medium saddle carpet)	1		
680 031		S	PANEL ASSEMBLY - Right front cockpit, light buckskin (vinyl) (with dark saddle carpet)	1		
579 155		G	PANEL ASSEMBLY - Right front cockpit, dark cedar (with dark cedar carpet)	1		
579 067		O	PANEL ASSEMBLY - Right front cockpit, dark cedar (with dark cedar carpet) (velour)	1		
579 065		O	PANEL ASSEMBLY - Right front cockpit, dark carmine (with dark carmine carpet)	1		
680 028		S	PANEL ASSEMBLY - Right front cockpit, dark saddle (fabric) (with dark saddle carpet)	1		
579 066		O	PANEL ASSEMBLY - Right front cockpit, sandalwood (with dark saddle carpet)	1		

When ordering, always specify Part Number, Description, and Serial Number of Aircraft

FOR INSTRUCTIONAL USE ONLY
PIPER AIRCRAFT
PA-32R-301/301T
AIRPLANE PARTS CATALOG

Figure and Index Number	Part Number	Code	Nomenclature	No. Req.	Serial Numbers Affected
36-8	579 407	N	PANEL ASSEMBLY - Right center cockpit, white/camel/black	1	
	579 023	T	PANEL ASSEMBLY - Right center cockpit, camel/black	1	
	680 033	S	PANEL ASSEMBLY - Right center cockpit, red (vinyl)	1	
	579 251	P	PANEL ASSEMBLY - Right center cockpit, firethorn red (vinyl)	1	
	579 024	T	PANEL ASSEMBLY - Right center cockpit, firethorn red (vinyl)	1	
	579 332	N	PANEL ASSEMBLY - Right center cockpit, firethorn red (velour)	1	
	579 026	O	PANEL ASSEMBLY - Right center cockpit, firethorn red (velour)	1	
	579 333	N	PANEL ASSEMBLY - Right center cockpit, buckskin	1	
	579 027	T	PANEL ASSEMBLY - Right center cockpit, buckskin	1	
	680 035	S	PANEL ASSEMBLY - Right center cockpit, light buckskin (vinyl)	1	
	680 034	S	PANEL ASSEMBLY - Right center cockpit, blue (vinyl)	1	
	579 252	P	PANEL ASSEMBLY - Right center cockpit, dark blue (vinyl)	1	
	579 025	T	PANEL ASSEMBLY - Right center cockpit, dark blue (vinyl)	1	
	579 313	N	PANEL ASSEMBLY - Right center cockpit, dark blue (velour)	1	
	579 028	O	PANEL ASSEMBLY - Right center cockpit, dark blue (velour)	1	
	680 114	S	PANEL ASSEMBLY - Right center cockpit, light blue (velour)	1	
	579 250	P	PANEL ASSEMBLY - Right center cockpit, dark cedar	1	
	579 029	O	PANEL ASSEMBLY - Right center cockpit, dark cedar (knit)	1	
	579 073	O	PANEL ASSEMBLY - Right center cockpit, dark cedar (velour)	1	
	579 071	O	PANEL ASSEMBLY - Right center cockpit, dark carmine	1	
	680 032	S	PANEL ASSEMBLY - Right center cockpit, dark saddle (fabric)	1	
	579 072	O	PANEL ASSEMBLY - Right center cockpit, sandalwood	1	
-9	579 408	N	PANEL ASSEMBLY - Right rear cockpit, white/camel/black	1	
	579 030	T	PANEL ASSEMBLY - Right rear cockpit, camel/black	1	
	680 037	S	PANEL ASSEMBLY - Right rear cockpit, red (vinyl)	1	
	579 254	P	PANEL ASSEMBLY - Right rear cockpit, firethorn red (vinyl)	1	
	579 031	T	PANEL ASSEMBLY - Right rear cockpit, firethorn red (vinyl)	1	
	579 334	N	PANEL ASSEMBLY - Right rear cockpit, firethorn red (velour)	1	
	579 033	O	PANEL ASSEMBLY - Right rear cockpit, firethorn red (velour)	1	
	579 335	N	PANEL ASSEMBLY - Right rear cockpit, buckskin	1	
	579 034	T	PANEL ASSEMBLY - Right rear cockpit, buckskin	1	
	680 039	S	PANEL ASSEMBLY - Right rear cockpit, light buckskin (vinyl)	1	
	680 038	S	PANEL ASSEMBLY - Right rear cockpit, blue (vinyl)	1	
	579 255	P	PANEL ASSEMBLY - Right rear cockpit, dark blue (vinyl)	1	
	579 032	T	PANEL ASSEMBLY - Right rear cockpit, dark blue (vinyl)	1	
	579 314	N	PANEL ASSEMBLY - Right rear cockpit, dark blue (velour)	1	
	579 035	O	PANEL ASSEMBLY - Right rear cockpit, dark blue (velour)	1	
	680 115	S	PANEL ASSEMBLY - Right rear cockpit, light blue (velour)	1	
	579 253	P	PANEL ASSEMBLY - Right rear cockpit, dark cedar	1	
	579 036	O	PANEL ASSEMBLY - Right rear cockpit, dark cedar (knit)	1	
	579 076	O	PANEL ASSEMBLY - Right rear cockpit, dark cedar (velour)	1	
	579 074	O	PANEL ASSEMBLY - Right rear cockpit, dark carmine	1	
	680 035	S	PANEL ASSEMBLY - Right rear cockpit, dark saddle (fabric)	1	
	579 075	O	PANEL ASSEMBLY - Right rear cockpit, sandalwood	1	
-10	38193-04	A	COVER ASSEMBLY - Baggage compartment	1	
-11	68633-05	A	HEADLINER - Baggage compartment, left	1	
	68633 09	A	HEADLINER - Baggage compartment, right	1	
-12	78054-02		COVER ASSEMBLY - Inertia reel, forward left	1	
	78054 03	H,P	COVER ASSEMBLY - Inertia reel, forward right	1	
	99801-02	J	COVER ASSEMBLY - Inertia reel, forward right	1	
-13	79182-02	A,N	COVER - Switch plate (unlighted)	1	
	69976-03	A	COVER - Switch plate (lighted)	1	
-14	65735-19	A	COVER - Air vent	4	
-15	66615-14	A	COVER ASSEMBLY	2	

When ordering, always specify Part Number, Description, and Serial Number of Aircraft

FOR INSTRUCTIONAL USE ONLY
PIPER AIRCRAFT
PA-32R-301/301T
AIRPLANE PARTS CATALOG

Figure and Index Number	Part Number	Code	Nomenclature	No. Req.	Serial Numbers Affected
36-16	66788-14	L	COVER - Cabin air	2	
	99787-00	A,F	COVER - Cabin air	2	
-17	68687-14	A	COVER - Trim	2	
-18	68687-15	A	COVER - Trim	2	
-19	68017-00		COVER - Aft tunnel	1	
-20	69368-00		COVER - Cowl	1	
-21	38178-02	A,U	COVER ASSEMBLY - Forward tunnel	1	
	38178-03	A,V	COVER ASSEMBLY - Forward tunnel	1	
	38178-04	A,W	COVER ASSEMBLY - Forward tunnel	1	
-22	69652-12	A	COVER ASSEMBLY - Fuel selector control	1	
-23	69654-19	A	COVER ASSEMBLY - Console (less fuel selector control)	1	
-24	36974-02	C	BLADE - Sun visor, pilot	1	
	36986-02	D	BLADE - Sun visor, pilot	1	
	65866-803		BLADE - Sun visor, copilot	1	
-25	66710-16	E	HOUSING ASSEMBLY - Armrest, left	2	
	66710-17	E	HOUSING ASSEMBLY - Armrest, right	2	
-26	763 003	E	* ASH TRAY - (S-25-AR-C)	1	
-27	580 731	Q	PAD - Armrest, camel	4	
	680 001	S	PAD - Armrest, red (vinyl)	4	
	574 227	R	PAD - Armrest, firethorn red (vinyl)	4	
	579 472		PAD - Armrest, firethorn red (velour)	4	
	559 793	S	PAD - Armrest, firethorn red (leather)	4	
	579 473	Q	PAD - Armrest, buckskin (velour)	4	
	680 003	S	PAD - Armrest, light buckskin (vinyl)	4	
	559 805	S	PAD - Armrest, light buckskin (leather)	4	
	680 002	S	PAD - Armrest, blue (vinyl)	4	
	579 228	R	PAD - Armrest, dark blue (vinyl)	4	
	579 474		PAD - Armrest, dark blue (velour)	4	
	559 758	S	PAD - Armrest, dark blue (leather)	4	
	579 226	G	PAD - Armrest, dark cedar (knit)	4	
	579 115	T	PAD - Armrest, dark cedar (velour)	4	
	559 782	S	PAD - Armrest, dark cedar (leather)	4	
	579 113	T	PAD - Armrest, dark carmine (velour)	4	
	680 000	S	PAD - Armrest, dark saddle (knit)	4	
	559 770	S	PAD - Armrest, dark saddle (leather)	4	
	579 114	O	PAD - Armrest, sandalwood (fabric)	4	
	680 131	S	PAD - Armrest, patrician sandalwood (fabric)	4	
-28	63142-56		TRIM STRIP - Forward cabin door	1	
-29	63142-55		TRIM STRIP - Forward cabin door	1	
-30	63142-21		TRIM STRIP - Aft cabin door	1	
-31	63142-33	N	TRIM STRIP - Aft cabin door and cargo door	1	
	63142-47	O	TRIM STRIP - Aft cabin door and cargo door	1	
-32	63142-34		TRIM STRIP - Cargo door windlacing, top	1	
-33	63142-50		TRIM STRIP - Forward cabin door	1	
-34	63142-54		TRIM STRIP - Cargo door, aft (20.25" L.)	1	
-35	63142-28		TRIM STRIP - Cargo door, aft (3.70" L.)	1	
-36	68969-05		WINDLACING - Aft cabin door and cargo door, white	1	
-37	65546-04		SILL - Door, forward cabin	1	
-38	69188-03		SILL - Door, aft cabin	1	
-39	69189-00		SILL - Lower cargo latch	1	
-40	69403-03		WINDLACING - Forward cabin door	1	
-41	62827-07		SHIELD - Flap handle cover	1	
-42	63287-00		PLATE - Tunnel	1	
-43	65735-18	A	CUP - Air vent	4	
-44	66787-00		PLACARD - Soft wear only	1	
-45	66804-00		STRAP ASSEMBLY - Baggage tie down, black (tip end)	2	
-46	66805-00		STRAP ASSEMBLY - Baggage tie down, black (buckle end)	2	

When ordering, always specify Part Number, Description, and Serial Number of Aircraft

FOR INSTRUCTIONAL USE ONLY
PIPER AIRCRAFT
PA-32R-301/301T
AIRPLANE PARTS CATALOG

Figure and Index Number	Part Number	Code	Nomenclature	No. Req.	Serial Numbers Affected
36-47	68209-02		PLATE - Tunnel	1	
-48	68415-00		PLATE - Aft tunnel cover	1	
-49	68416-00		VENT ASSEMBLY - Forward, left (complete)	1	
	68416-01		VENT ASSEMBLY - Forward, right (complete)	1	
	68556-00		VENT ASSEMBLY - Aft, left (complete)	1	
	68556-01		VENT ASSEMBLY - Aft, right (complete)	1	
-50	79445-00		DOOR ASSEMBLY - Rear bulkhead	1	
	79445-805	Y	DOOR ASSEMBLY - Rear bulkhead	1	
-51	79837-800		BULKHEAD ASSEMBLY - Hat shelf	1	
-52	68610-00		TRIM PLATE	1	
-53	69363-00		PLACARD - Rudder trim	1	
-54	79455-00		LOOP ASSEMBLY - Assist	2	
-55	79456-00		CAP - Assist strap	2	
-56	68495-00		BLANKET- Cabin	1	
-57	68090-16	A	CHANNEL - Seat trim, left rear	1	
	68090-17	A	CHANNEL - Seat trim, right rear	1	
-58	65867-00	C	ROD - Sun visor	2	
	65868-00	D	ROD - Sun visor	2	
-59	65869-00		BEARING - Sun visor	4	
-60	65870-00		CLIP - Sun visor, upper left and lower right	2	
-61	65871-00		CLIP - Sun visor, lower left and upper right	2	
-62	65865-00		RETAINER - Sun visor	2	
-63	79681-02	A	CHANNEL - Seat trim, left center	1	
	79681-03	A	CHANNEL - Seat trim, right center	1	
-64	69975-02		BAR ASSEMBLY - Tow	1	
-65	69344-28	A	COVER ASSEMBLY - Engine control	1	
-66	79472-00		* STOP ASSEMBLY - Mixture control	1	
-67	415 376		SCREW- (MS51957-27)	4	
	477 696		DOVE NUT - (8061-NP)	4	
-68	487 560		STUD - (XX10369-12)	3	
-69	78117-00		RETAINER - Glare shield, left	1	
-70	78118-00		RETAINER - Glare shield, right	1	
-71	79125-00		CAP - Trim, left	1	
	79125-01		CAP - Trim, right	1	
-72	515 710		SCREW- (PS10084-44-2)	2	
	407 562		WASHER - (AN960-6)	2	
	404 909		NUT - (MS20365-632C)	2	
-73	79404-00		COVER - Radio cooling	1	
-74	67702-00		PLACARD - Emergency gear lever	1	
-75	69669-84		PLACARD - Gear override latch	1	
-76	69669-85		PLACARD - Override instructions	1	
-77	67786-00		PLACARD - Stabilator trim	1	
-78	78735-02		COVER - Rudder pedal stop bracket	2	
-79	35669-162		PLACARD - Fuel selector	1	
-80	69669-146	C	PLACARD - Operating limitations	1	
	69669-86	D	PLACARD - Operating limitations	1	
-81	35669-63		PLACARD - Baggage limitations, forward	1	
-82	96272-00		PLACARD - Baggage limitations, aft	1	
-83	36588-04		SCREW AND POST ASSEMBLY - Retainer	2	
-84	99184-05		PLACARD-"Fuel"	1	
-85	484 691		RIVET - Plastic (201-120751-00-0103)	2	
-86	76221-00	H,R	CLIP - Shoulder harness retaining	6	
-87	69669-44		PLACARD - Engine controls	1	
-88	419 594		SCREW- (AN530-10R36)	8	
-89	96866-02		PLATE - Striker	1	

When ordering, always specify Part Number, Description, and Serial Number of Aircraft

Reissued: May 27, 1999

FOR INSTRUCTIONAL USE ONLY
PIPER AIRCRAFT
PA-32R-301/301T
AIRPLANE PARTS CATALOG

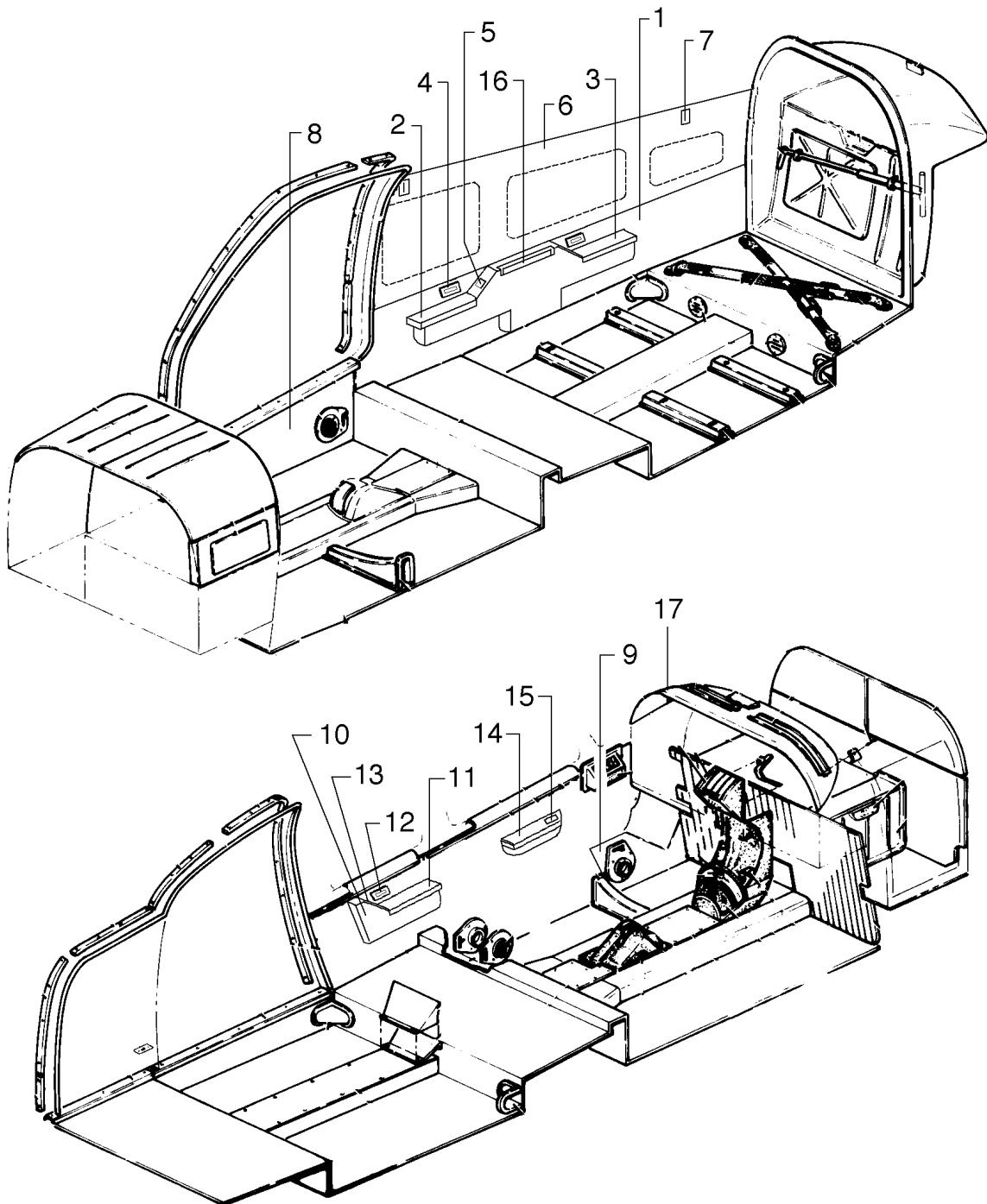


Figure 36A. Cabin Finishing Installation
(PA-32R-301 s/n 3213029, and 3213042 and up)

FOR INSTRUCTIONAL USE ONLY
PIPER AIRCRAFT
PA-32R-301/301T
AIRPLANE PARTS CATALOG

CODE EXPLANATIONS FOR FIGURE 36A

A - For items not covered in this figure, see Figure 36 Cabin Finishing Installation.

FOR INSTRUCTIONAL USE ONLY
PIPER AIRCRAFT
PA-32R-301/301T
AIRPLANE PARTS CATALOG

Figure and Index Number	Part Number	Code	Nomenclature	No. Req.	Serial Numbers Affected
36A-	85210 85366		DRAWING - Interior Details DRAWING - Executive Writing Table, Details and Installation		
			<u>NOTE:</u> SEE CODE A.		
-1	85210-40 85210-74		PANEL ASSEMBLY - Side, lower, right * FABRIC	1 1	
-2	85210-60 85210-66		* ARMREST ASSEMBLY * * COVER	1 1	
-3	85210-59 85210-65		* ARMREST ASSEMBLY * * COVER	1 1	
-4	584 402		* RECEPTACLE - Ashtray	2	
-5	85210-06 89908-02 85210-70 69669-200		* SWITCH ASSEMBLY - Light * * SWITCH ASSEMBLY * * COVER * * PLACARD	2 1 1 1	
-6	85210-12 85210-13		PANEL ASSEMBLY - Side, upper, right * FABRIC	1 1	
-7	89567-02		* BEZEL - Seat belt	2	
-8	85210-104		PANEL ASSEMBLY - Cockpit, side, lower, right	1	
-9	85210-103		PANEL ASSEMBLY - Cockpit, side, lower, left	1	
-10	85210-84 85210-85		PANEL ASSEMBLY - Side, lower, left * FABRIC	1 1	
-11	85210-59 85210-65		* ARMREST ASSEMBLY * * COVER	1 1	
-12	584 402		* RECEPTACLE - Ashtray	1	
-13	85210-06 89908-02 85210-70 69669-200		* SWITCH ASSEMBLY - Light * * SWITCH ASSEMBLY * * COVER * * PLACARD	1 1 1 1	
-14	85210-76 85210-80		ARMREST ASSEMBLY * COVER	1 1	
-15	89548-14 572 571		ASHTRAY FIREBOX	1 1	
-16	488 172 85366-04 85366-03		TABLE TOP GUIDE - Forward GUIDE - Aft	1 1 1	
-17	85210-83		COVER - Cowl deck	1	

When ordering, always specify Part Number, Description, and Serial Number of Aircraft

FOR INSTRUCTIONAL USE ONLY
PIPER AIRCRAFT
PA-32R-301/301T
AIRPLANE PARTS CATALOG

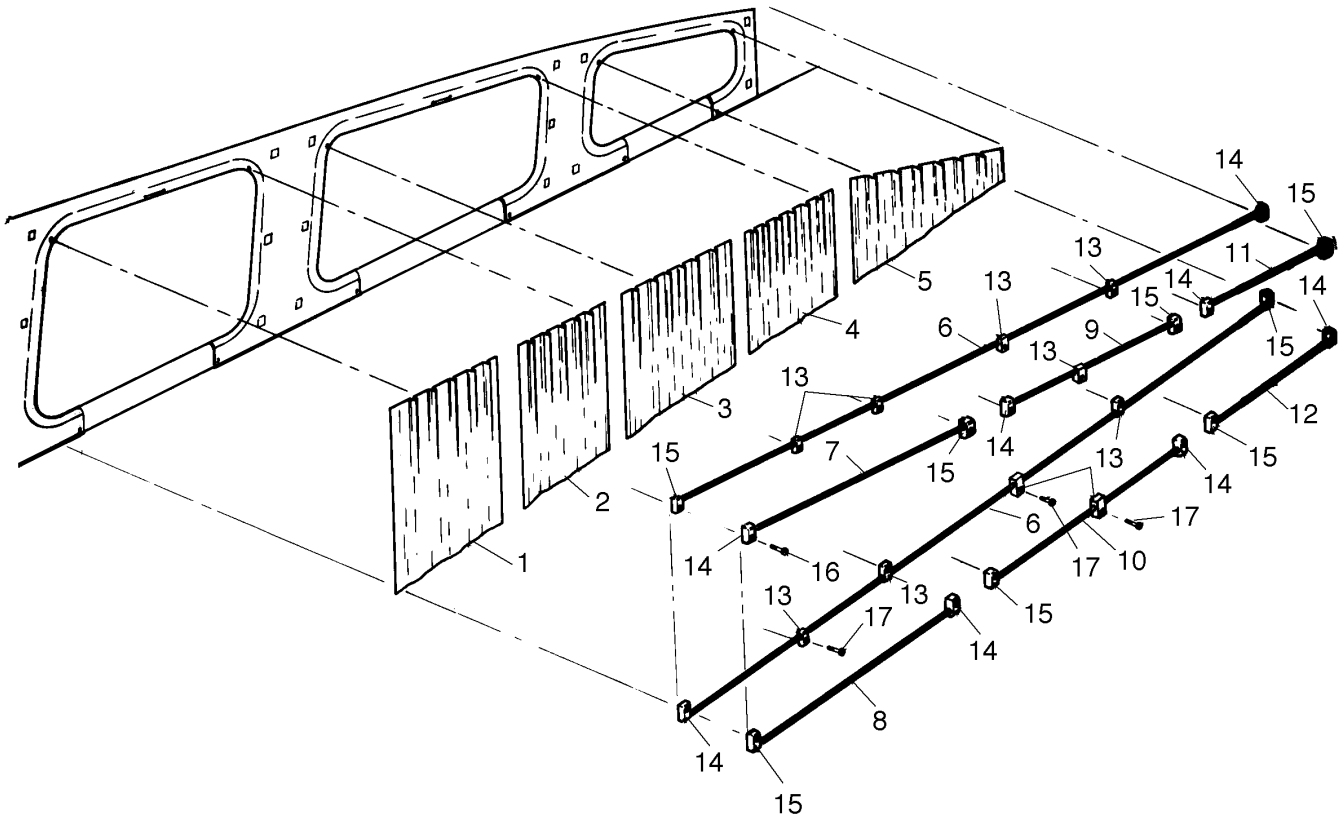


Figure 37. Window Curtains Installation
(PA-32R-301 s/n 32R-8013001 thru 32R-8113133)
(PA-32R-301T s/n 32R-8029001 thru 32R-8129124)

Reissued: May 27, 1999

FOR INSTRUCTIONAL USE ONLY
PIPER AIRCRAFT
PA-32R-301/301T
AIRPLANE PARTS CATALOG

CODE EXPLANATIONS FOR FIGURE 37

- A - Used on PA-32R-301 with serial numbers 32R-8013001 to 32R-8113133 inclusive, and PA-32R-301T with serial numbers 32R-8029001 to 32R-8129124 inclusive.

FOR INSTRUCTIONAL USE ONLY
PIPER AIRCRAFT
PA-32R-301/301T
AIRPLANE PARTS CATALOG

Figure and Index Number	Part Number	Code	Nomenclature	No. Req.	Serial Numbers Affected
37-	67955		DRAWING - Curtain and Rod Installation		
-1	67968-02		CURTAIN ASSEMBLY - Window, center front, left	1	
	67968-03		CURTAIN ASSEMBLY - Window, center front, right	1	
-2	67968-04		CURTAIN ASSEMBLY - Window, center rear, left	1	
	67968-05		CURTAIN ASSEMBLY - Window, center rear, right	1	
-3	67968-06		CURTAIN ASSEMBLY - Window, center front, left	1	
	67968-07		CURTAIN ASSEMBLY - Window, center front, right	1	
-4	67968-08		CURTAIN ASSEMBLY - Window, center rear, left	1	
	67968-09		CURTAIN ASSEMBLY - Window, center rear, right	1	
-5	67968-10		CURTAIN ASSEMBLY - Window, rear, left	1	
	67968-11		CURTAIN ASSEMBLY - Window, rear, right	1	
-6	67969-05		ROD - Window curtain, top and bottom, right	2	
-7	67969-08		ROD - Window curtain, center, top, left	1	
-8	67969-07		ROD - Window curtain, center, bottom, left	1	
-9	67969-10		ROD - Window curtain, center, top, left	1	
-10	67969-09		ROD - Window curtain, center, bottom, left	1	
-11	67969-12		ROD - Window curtain, rear, top, left	1	
-12	67969-11		ROD - Window curtain, rear, bottom, left	1	
-13	67969-04		BRACKET - Window rod attachment, right, top and bottom	10	
-14	67969-03		BRACKET - Window rod attachment	8	
-15	67969-02		BRACKET - Window rod attachment	8	
-16	415 539		SCREW - (MS35206-249)	23	
	477 778		NUT - (PS10062-6-2)	23	
-17	419 596		SCREW - (AN530-10R12)	3	
	407 564		WASHER - (AN960-10)	3	

When ordering, always specify Part Number, Description, and Serial Number of Aircraft

FOR INSTRUCTIONAL USE ONLY
PIPER AIRCRAFT
PA-32R-301/301T
AIRPLANE PARTS CATALOG

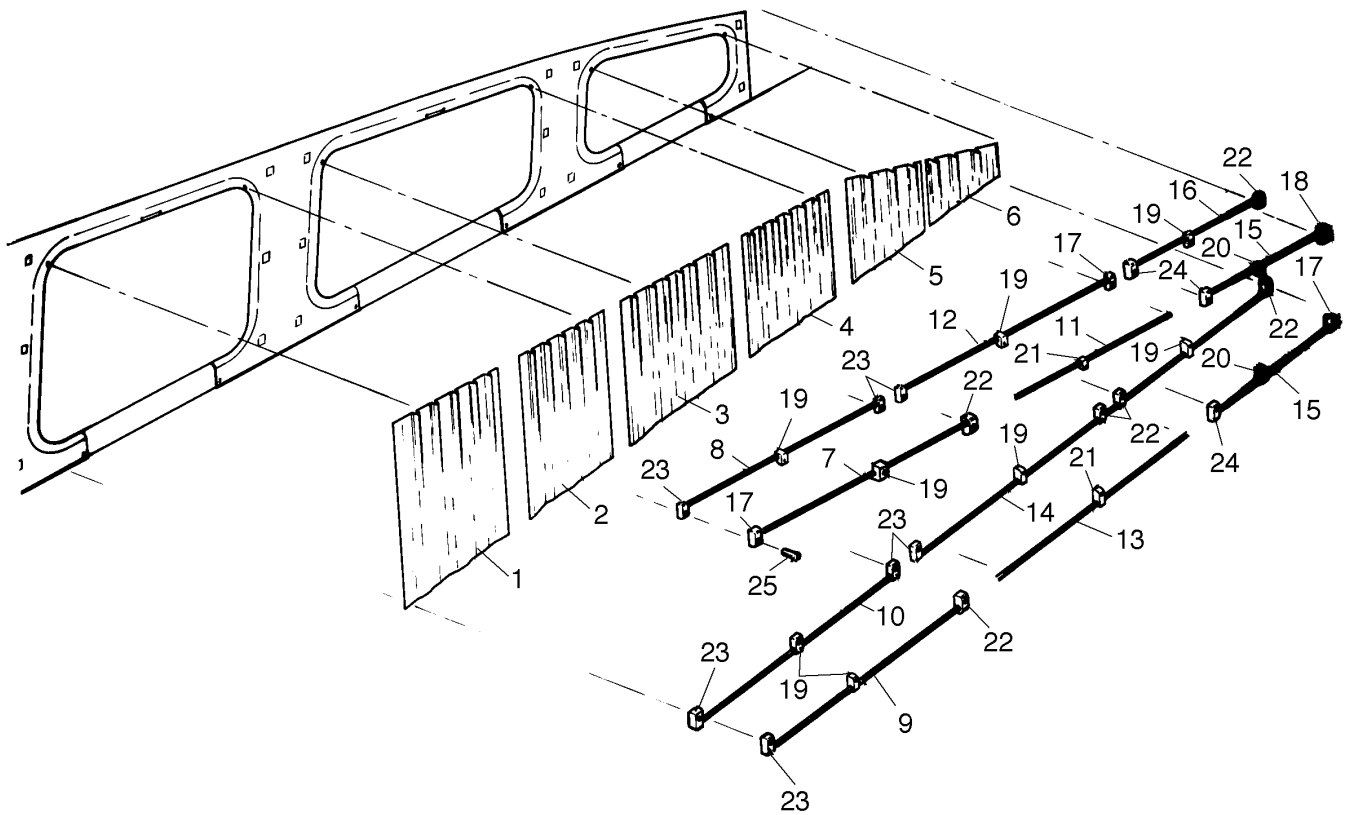


Figure 37A. Window Curtains Installation
(PA-32R-301 s/n 32R-8213001 and up)
(PA-32R-301T s/n 32R-8229001 and up)

Reissued: May 27, 1999

FOR INSTRUCTIONAL USE ONLY
PIPER AIRCRAFT
PA-32R-301/301T
AIRPLANE PARTS CATALOG

CODE EXPLANATIONS FOR FIGURE 37A

- A - Used on PA-32R-301 with serial numbers 32R-8213001 and up, and PA-32R-301T with serial numbers 32R-8229001 and up.
- B - Used on PA-32R-301 with serial numbers 32R-8213001 to 32R-8213071 inclusive, and PA-32R-301T with serial numbers 32R-8229001 to 32R-8229078 inclusive.

FOR INSTRUCTIONAL USE ONLY
PIPER AIRCRAFT
PA-32R-301/301T
AIRPLANE PARTS CATALOG

Figure and Index Number	Part Number	Code	Nomenclature	No. Req.	Serial Numbers Affected
37A-	39760		DRAWING - Curtain Installation		
-1	455 687	B	CURTAIN - Window, front forward, left, buckskin	1	
	455 688	B	CURTAIN - Window, front forward, left, dark blue	1	
	455 716		CURTAIN - Window, front forward, left, gold flame	1	
	455 699	B	CURTAIN - Window, front forward, right, buckskin	1	
	455 700	B	CURTAIN - Window, front forward, right, dark blue	1	
	455 722		CURTAIN - Window, front forward, right, gold flame	1	
-2	455 689	B	CURTAIN - Window, front aft, left, buckskin	1	
	455 690	B	CURTAIN - Window, front aft, left, dark blue	1	
	455 717		CURTAIN - Window, front aft, left, gold flame	1	
	455 701	B	CURTAIN - Window, front aft, right, buckskin	1	
	455 702	B	CURTAIN - Window, front aft, right, dark blue	1	
	455 723		CURTAIN - Window, front aft, right, gold flame	1	
-3	455 691	B	CURTAIN - Window, center forward, left, buckskin	1	
	455 692	B	CURTAIN - Window, center forward, left, dark blue	1	
	455 718		CURTAIN - Window, center forward, left, gold flame	1	
	455 703	B	CURTAIN - Window, center forward, right, buckskin	1	
	455 704	B	CURTAIN - Window, center forward, right, dark blue	1	
	455 724		CURTAIN - Window, center forward, right, gold flame	1	
-4	455 693	B	CURTAIN - Window, center aft, left, buckskin	1	
	455 694	B	CURTAIN - Window, center aft, left, dark blue	1	
	455 719		CURTAIN - Window, center aft, left, gold flame	1	
	455 705	B	CURTAIN - Window, center aft, right, buckskin	1	
	455 706	B	CURTAIN - Window, center aft, right, dark blue	1	
	455 725		CURTAIN - Window, center aft, right, gold flame	1	
-5	455 695	B	CURTAIN - Window, rear forward, left, buckskin	1	
	455 696	B	CURTAIN - Window, rear forward, left, dark blue	1	
	455 720		CURTAIN - Window, rear forward, left, gold flame	1	
	455 707	B	CURTAIN - Window, rear forward, right, buckskin	1	
	455 708	B	CURTAIN - Window, rear forward, right, dark blue	1	
	455 726		CURTAIN - Window, rear forward, right, gold flame	1	
-6	455 697	B	CURTAIN - Window, rear aft, left, buckskin	1	
	455 698	B	CURTAIN - Window, rear aft, left, dark blue	1	
	455 721		CURTAIN - Window, rear aft, left, gold flame	1	
	455 709	B	CURTAIN - Window, rear aft, right, buckskin	1	
	455 710	B	CURTAIN - Window, rear aft, right, dark blue	1	
	455 727		CURTAIN - Window, rear aft, right, gold flame	1	
-7	39797-02		ROD - Window curtain, front, top, left	1	
-8	39797-13		ROD - Window curtain, front, top, right	1	
-9	39797-12		ROD - Window curtain, front, bottom, left	1	
-10	39797-14		ROD - Window curtain, front, bottom, right	1	
-11	39797-04		ROD - Window curtain, center, top, left	1	
-12	397g7-15		ROD - Window curtain, center, top, right	1	
-13	3g797-04		ROD - Window curtain, center, bottom, left	1	
-14	39797-16		ROD - Window curtain, center, bottom, right	1	
-15	39797-05		ROD - Window curtain, rear, top and bottom, left	2	
-16	39797-10		ROD - Window curtain, rear, top and bottom, right	2	
-17	39763-02		RETAINER - Curtain rod	2	
-18	39763-03		RETAINER - Curtain rod	1	
-19	39763-04		RETAINER - Curtain rod	8	
-20	39763-05		RETAINER - Curtain rod	2	
-21	39763-10		RETAINER- Curtain rod	2	
-22	39763-11		RETAINER - Curtain rod	6	
-23	39763-12		RETAINER - Curtain rod	8	
-24	39763-13		RETAINER - Curtain rod	3	
-25	419 584		SCREW- (AN530-4R4)	50	

When ordering, always specify Part Number, Description, and Serial Number of Aircraft

FOR INSTRUCTIONAL USE ONLY
PIPER AIRCRAFT
PA-32R-301/301T
AIRPLANE PARTS CATALOG

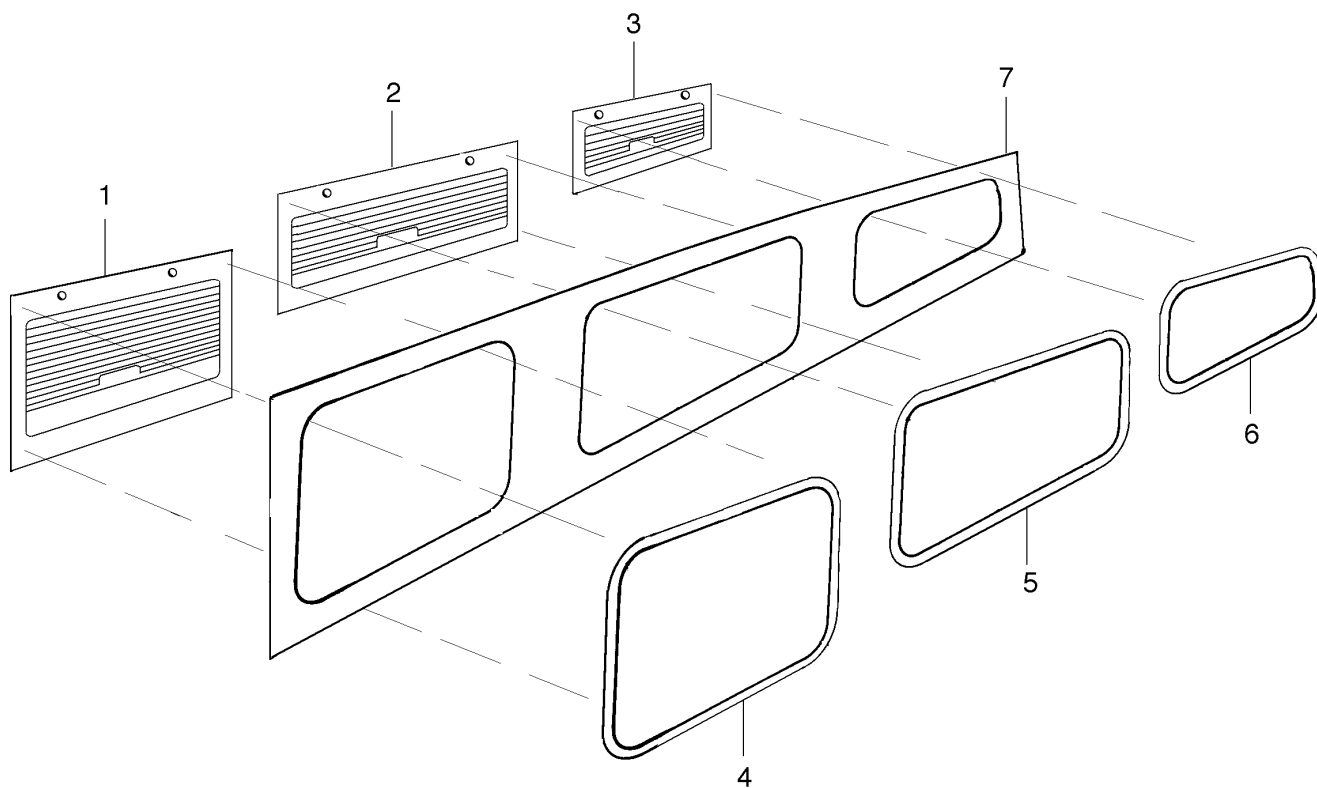


Figure 37B. Window Shades and Reveals Installation
(PA-32R-301 s/n 3213029 and 3213042 and up)

Reissued: May 27, 1999

FOR INSTRUCTIONAL USE ONLY
PIPER AIRCRAFT
PA-32R-301/301T
AIRPLANE PARTS CATALOG

CODE EXPLANATIONS FOR FIGURE 37B

FOR INSTRUCTIONAL USE ONLY
PIPER AIRCRAFT
PA-32R-301/301T
AIRPLANE PARTS CATALOG

Figure and Index Number	Part Number	Code	Nomenclature	No. Req.	Serial Numbers Affected
37B-	85293 85210		DRAWING - Window Shade Assembly and Installation DRAWING - Interior Details		
-1	85293-04		SHADE ASSEMBLY - Window, front, right	1	
	85293-03		SHADE ASSEMBLY - Window, front, left	1	
-2	85293-06		SHADE ASSEMBLY - Window, center, right	1	
	85293-05		SHADE ASSEMBLY - Window, center, left (aft cabin door)	1	
-3	85293-08		SHADE ASSEMBLY - Window, aft, right	1	
	85293-07		SHADE ASSEMBLY - Window, aft, left (cargo door)	1	
-4	85210-02		REVEAL - Window, front, left and right	2	
-5	85210-03		REVEAL - Window, center, right	1	
	85210-126		REVEAL - Window, center, left (aft cabin door)	1	
-6	85210-04		REVEAL - Window, aft, right	1	
	85210-05		REVEAL - Window, aft, left (cargo door)	1	
-7	85210-12		PANEL ASSEMBLY - Side, upper, right	1	

When ordering, always specify Part Number, Description, and Serial Number of Aircraft

FOR INSTRUCTIONAL USE ONLY
PIPER AIRCRAFT
PA-32R-301/301T
AIRPLANE PARTS CATALOG

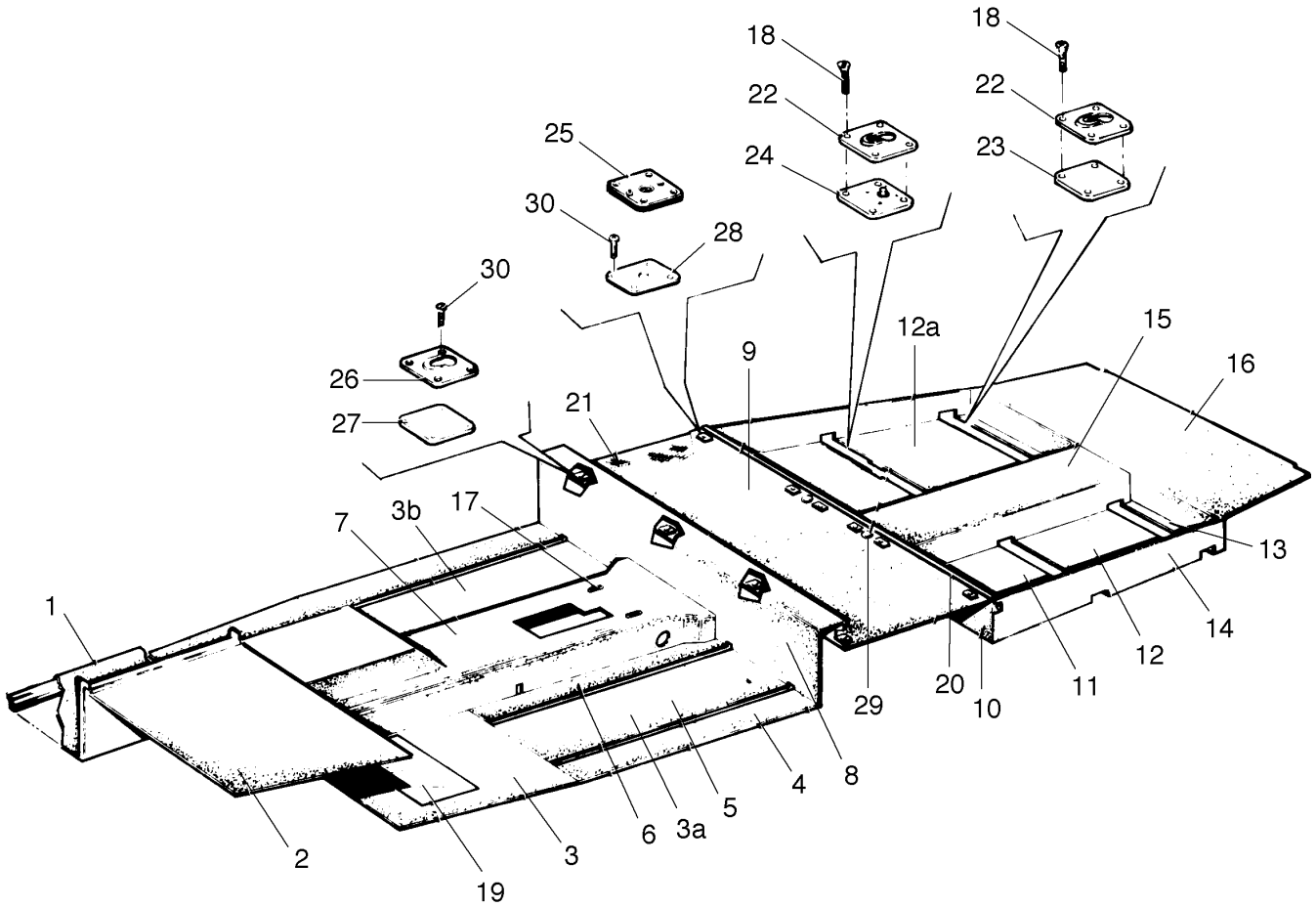


Figure 38. Carpet Installation

FOR INSTRUCTIONAL USE ONLY
PIPER AIRCRAFT
PA-32R-301/301T
AIRPLANE PARTS CATALOG

CODE EXPLANATIONS FOR FIGURE 38

- A - When ordering, specify color.
- B - When ordering, specify color.
- C - Used if sound reduction carpeting is installed.
- D - Used on PA-32R-301 with serial numbers 32R-8013001 to 32R-8013050 inclusive, and PA-32R-301T with serial numbers 32R-8029001 to 32R-8029131 inclusive.
- E - Used on PA-32R-301 with serial numbers 32R-8113001 and up, and PA-32R-301T with serial numbers 32R-8129001 and up.
- F - Used on PA-32R-301 with serial numbers 32R-8213001 and up, and PA-32R-301T with serial numbers 32R-8229001 and up.
- G - See Figure 44 if aft facing center seats are installed.
- H - Used on PA-32R-301 with serial numbers 32R-8013001 to 32R-8213071 inclusive, and PA-32R-301T with serial numbers 32R-8029001 to 32R-8229078 inclusive.
- J - Used on PA-32R-301 with serial numbers 32R-8313001 and up, and PA-32R-301T with serial numbers 32R-8329001 and up.
- K - Used on PA-32R-301 with serial numbers 3213028 and 3213030 to 3213041 inclusive.
- L - Used on PA-32R-301 with serial numbers 3213029 and 3213042 and up.

FOR INSTRUCTIONAL USE ONLY
PIPER AIRCRAFT
PA-32R-301/301T
AIRPLANE PARTS CATALOG

Figure and Index Number	Part Number	Code	Nomenclature	No. Req.	Serial Numbers Affected
38-	69845 38165		DRAWING - Carpet Installation DRAWING - Forward Baggage Compartment Finishing Installation		
-1	591 483	H	CARPET - Forward baggage, heather	1	
	591 600	D	CARPET - Forward baggage, palm	1	
	591 601	D	CARPET - Forward baggage, royal blue	1	
	591 801	E	CARPET - Forward baggage, dark blue	1	
	592 073	J	CARPET - Forward baggage, light blue	1	
	591 602	D	CARPET - Forward baggage, raspberry	1	
	591 603	D	CARPET - Forward baggage, brown	1	
	591 849		CARPET - Forward baggage, firethorn red	1	
	591 850	H	CARPET - Forward baggage, medium saddle	1	
	591 938	E	CARPET - Forward baggage, dark cedar	1	
	591 986	F	CARPET - Forward baggage, dark carmine	1	
	591 987	F	CARPET - Forward baggage, dark saddle	1	
-2	591 485	H	CARPET - Forward upper baggage, heather	1	
	591 604	D	CARPET - Forward upper baggage, palm	1	
	591 605	D	CARPET - Forward upper baggage, royal blue	1	
	591 802	E	CARPET - Forward upper baggage, dark blue	1	
	592 074	J	CARPET - Forward upper baggage, light blue	1	
	591 606	D	CARPET - Forward upper baggage, raspberry	1	
	591 607	D	CARPET - Forward upper baggage, brown	1	
	591 851		CARPET - Forward upper baggage, firethorn red	1	
	591 852	H	CARPET - Forward upper baggage, medium saddle	1	
	591 939	E	CARPET - Forward upper baggage, dark cedar	1	
	591 988	F	CARPET - Forward upper baggage, dark carmine	1	
	591 989	F	CARPET - Forward upper baggage, dark saddle	1	
-3	591 509	H	CARPET - Front, left, heather	1	
	591 628	D	CARPET - Front, left, palm	1	
	591 629	D	CARPET - Front, left, royal blue	1	
	591 808	E	CARPET - Front, left, dark blue	1	
	592 080	J	CARPET - Front, left, light blue	1	
	591 630	D	CARPET - Front, left, raspberry	1	
	591 631	D	CARPET - Front, left, brown	1	
	591 863		CARPET - Front, left, firethorn red	1	
	591 864	H	CARPET - Front, left, medium saddle	1	
	591 945	E	CARPET - Front, left, dark cedar	1	
	592 000	F	CARPET - Front, left, dark carmine	1	
	592 001	F	CARPET - Front, left, dark saddle	1	
	79236-14	B,C	CARPET - Front, left	1	
	68586-25	A,K	CARPET - Front, left (with vinyl scuff pad)	1	
	85210-22	L	CARPET ASSEMBLY - Front, left (with vinyl scuff pad)	1	
	591 511	H	CARPET - Front, right, heather	1	
	591 632	D	CARPET - Front, right, palm	1	
	591 633	D	CARPET - Front, right, royal blue	1	
	591 809	E	CARPET - Front, right, dark blue	1	
	592 081	J	CARPET - Front, right, light blue	1	
	591 634	D	CARPET - Front, right, raspberry	1	
	591 635	D	CARPET - Front, right, brown	1	
	591 865		CARPET - Front, right, firethorn red	1	
	591 866	H	CARPET - Front, right, medium saddle	1	
	591 946	E	CARPET - Front, right, dark cedar	1	
	592 002	F	CARPET - Front, right, dark carmine	1	
	592 003	F	CARPET - Front, right, dark saddle	1	
	79236-15	B,C	CARPET - Front, right	1	
	68586-26	A,K	CARPET - Front, right (with vinyl scuff pad)	1	
	85210-23	L	CARPET ASSEMBLY - Front, right (with vinyl scuff pad)	1	

When ordering, always specify Part Number, Description, and Serial Number of Aircraft

FOR INSTRUCTIONAL USE ONLY
PIPER AIRCRAFT
PA-32R-301/301T
AIRPLANE PARTS CATALOG

Figure and Index Number	Part Number	Code	Nomenclature	No. Req.	Serial Numbers Affected
38-3a	85210-26	L	CARPET ASSEMBLY - Left	1	
-3b	85210-27	L	CARPET ASSEMBLY - Right	1	
-4	591 501	H	CARPET - Front, outboard, heather	2	
	591 620	D	CARPET - Front, outboard, palm	2	
	591 621	D	CARPET - Front, outboard, royal blue	2	
	591 806	E	CARPET - Front, outboard, dark blue	2	
	592 078	J	CARPET - Front, outboard, light blue	2	
	591 622	D	CARPET - Front, outboard, raspberry	2	
	591 623	D	CARPET - Front, outboard, brown	2	
	591 859		CARPET - Front, outboard, firethorn red	2	
	591 860	H	CARPET - Front, outboard, medium saddle	2	
	591 943	E	CARPET - Front, outboard, dark cedar	2	
	591 996	F	CARPET - Front, outboard, dark carmine	2	
	591 997	F	CARPET - Front, outboard, dark saddle	2	
	79236-16	B,C	CARPET - Front, outboard	2	
	85210-28	L	CARPET ASSEMBLY - Outboard, left	1	
	85210-29	L	CARPET ASSEMBLY - Outboard, right	1	
-5	591 503	H	CARPET - Front, center, heather	2	
	591 624	D	CARPET - Front, center, palm	2	
	591 625	D	CARPET - Front, center, royal blue	2	
	591 807	E	CARPET - Front, center, dark blue	2	
	592 079	J	CARPET - Front, center, light blue	2	
	591 626	D	CARPET - Front, center, raspberry	2	
	591 627	D	CARPET - Front, center, brown	2	
	591 861		CARPET - Front, center, firethorn red	2	
	591 862	H	CARPET - Front, center, medium saddle	2	
	591 944	E	CARPET - Front, center, dark cedar	2	
	591 998	F	CARPET - Front, center, dark carmine	2	
	591 999	F	CARPET - Front, center, dark saddle	2	
	79236-05	B,C	CARPET - Front, center	2	
-6	591 513	H	CARPET - Front, left inboard, heather	1	
	591 636	D	CARPET - Front, left inboard, palm	1	
	591 637	D	CARPET - Front, left inboard, royal blue	1	
	591 810	E	CARPET - Front, left inboard, dark blue	1	
	592 082	J	CARPET - Front, left inboard, light blue	1	
	591 638	D	CARPET - Front, left inboard, raspberry	1	
	591 639	D	CARPET - Front, left inboard, brown	1	
	591 867		CARPET - Front, left inboard, firethorn red	1	
	591 868	H	CARPET - Front, left inboard, medium saddle	1	
	591 947	E	CARPET - Front, left inboard, dark cedar	1	
	592 004	F	CARPET - Front, left inboard, dark carmine	1	
	592 005	F	CARPET - Front, left inboard, dark saddle	1	
	79236-17	B,C	CARPET - Front, left inboard	1	
	85210-24	L	CARPET ASSEMBLY - Inboard, left	1	
	591 515	H	CARPET - Front, right inboard, heather	1	
	591 640	D	CARPET - Front, right inboard, palm	1	
	591 641	D	CARPET - Front, right inboard, royal blue	1	
	591 811	E	CARPET - Front, right inboard, dark blue	1	
	592 083	J	CARPET - Front, right inboard, light blue	1	
	591 642	D	CARPET - Front, right inboard, raspberry	1	
	591 643	D	CARPET - Front, right inboard, brown	1	
	591 869		CARPET - Front, right inboard, firethorn red	1	
	591 870	H	CARPET - Front, right inboard, medium saddle	1	
	591 948	E	CARPET - Front, right inboard, dark cedar	1	
	592 006	F	CARPET - Front, right inboard, dark carmine	1	
	592 007	F	CARPET - Front, right inboard, dark saddle	1	
	79236-18	B,C	CARPET - Front, right inboard	1	
	85210-25	L	CARPET ASSEMBLY - Inboard, right	1	

When ordering, always specify Part Number, Description, and Serial Number of Aircraft

Reissued: May 27, 1999

FOR INSTRUCTIONAL USE ONLY
PIPER AIRCRAFT
PA-32R-301/301T
AIRPLANE PARTS CATALOG

Figure and Index Number	Part Number	Code	Nomenclature	No. Req.	Serial Numbers Affected	
38-7	591 517	H	CARPET - Forward tunnel, heather	1		
	591 644	D	CARPET - Forward tunnel, palm	1		
	7591 645	D	CARPET - Forward tunnel, royal blue	1		
	591 812	E	CARPET - Forward~tunnel, dark blue	1		
	592 084	J	CARPET - Forward tunnel, light blue	1		
	591 646	D	CARPET - Forward tunnel, raspberry	1		
	591 647	D	CARPET - Forward tunnel, brown	1		
	591 871		CARPET - Forward tunnel, firethorn red	1		
	591 872	H	CARPET - Forward tunnel, medium saddle	1		
	591 949	E	CARPET - Forward tunnel, dark cedar	1		
	592 008	F	CARPET - Forward tunnel, dark carmine	1		
	592 009	F	CARPET - Forward tunnel, dark saddle	1		
	85210-30	L	CARPET ASSEMBLY - Forward tunnel	1		
	-8	591 569	H	CARPET ASSEMBLY - Spar box, heather	1	
		591 748	D	CARPET ASSEMBLY - Spar box, palm	1	
		591 749	D	CARPET ASSEMBLY - Spar box, royal blue	1	
591 841		E	CARPET ASSEMBLY - Spar box, dark blue	1		
592 112		J	CARPET ASSEMBLY - Spar box, light blue	1		
591 750		D	CARPET ASSEMBLY - Spar box, raspberry	1		
591 751		D	CARPET ASSEMBLY - Spar box, brown	1		
591 931			CARPET ASSEMBLY - Spar box, firethorn red	1		
591 932		H	CARPET ASSEMBLY - Spar box, medium saddle	1		
591 978		E	CARPET ASSEMBLY - Spar box, dark cedar	1		
592 066		F	CARPET ASSEMBLY - Spar box, dark carmine	1		
592 067		F	CARPET ASSEMBLY - Spar box, dark saddle	1		
85210-31		L	CARPET ASSEMBLY - Spar box	1		
-9		591 519	H	CARPET - Center, heather	1	
	591 648	D	CARPET - Center, palm	1		
	591 649	D	CARPET - Center, royal blue	1		
	591 813	E	CARPET - Center, dark blue	1		
	592 085	J	CARPET - Center, light blue	1		
	591 650	D	CARPET - Center, raspberry	1		
	591 651	D	CARPET - Center, brown	1		
	591 873		CARPET - Center, firethorn red	1		
	591 874	H	CARPET - Center, medium saddle	1		
	591 950	E	CARPET - Center, dark cedar	1		
	592 010	F	CARPET - Center, dark carmine	1		
	592 011	F	CARPET - Center, dark saddle	1		
	-10	591 531	H	CARPET - Aft, left, heather	1	
		591 672	D	CARPET - Aft, left, palm	1	
591 673		D	CARPET - Aft, left, royal blue	1		
591 819		E	CARPET - Aft, left, dark blue	1		
592 090		J	CARPET - Aft, left, light blue	1		
591 674		D	CARPET - Aft, left, raspberry	1		
591 675		D	CARPET - Aft, left, brown	1		
591 885			CARPET - Aft, left, firethorn red	1		
591 886		H	CARPET - Aft, left, medium saddle	1		
591 956		E	CARPET - Aft, left, dark cedar	1		
592 022		F	CARPET - Aft, left, dark carmine	1		
592 023		F	CARPET - Aft, left, dark saddle	1		
591 533		H	CARPET - Aft, right, heather	1		
591 676		D	CARPET - Aft, right, palm	1		
591 677		D	CARPET - Aft, right, royal blue	1		
591 820		E	CARPET - Aft, right, dark blue	1		
592 091		J	CARPET - Aft, right, light blue	1		
591 678		D	CARPET - Aft, right, raspberry	1		
591 679		D	CARPET - Aft, right, brown	1		

When ordering, always specify Part Number, Description, and Serial Number of Aircraft

FOR INSTRUCTIONAL USE ONLY
PIPER AIRCRAFT
PA-32R-301/301T
AIRPLANE PARTS CATALOG

Figure and Index Number	Part Number	Code	Nomenclature	No. Req.	Serial Numbers Affected	
38-10	591 887		CARPET - Aft, right, firethorn red	1		
	591 888	H	CARPET - Aft, right, medium saddle	1		
	591 957	E	CARPET - Aft, right, dark cedar	1		
	592 024	F	CARPET - Aft, right, dark carmine	1		
	592 025	F	CARPET - Aft, right, dark saddle	1		
-11	591 553	H	CARPET - Aft, left, heather	1		
	591 716	D	CARPET - Aft, left, palm	1		
	591 717	D	CARPET - Aft, left, royal blue	1		
	591 831	E	CARPET - Aft, left, dark blue	1		
	592 102	J	CARPET - Aft, left, light blue	1		
	591 718	D	CARPET - Aft, left, raspberry	1		
	591 719	D	CARPET - Aft, left, brown	1		
	591 911		CARPET - Aft, left, firethorn red	1		
	591 912	H	CARPET - Aft, left, medium saddle	1		
	591 968	E	CARPET - Aft, left, dark cedar	1		
	592 046	F	CARPET - Aft, left, dark carmine	1		
	592 047	F	CARPET - Aft, left, dark saddle	1		
	79236-27	B,C	CARPET - Aft, left	1		
	591 555	H	CARPET - Aft, right, heather	1		
	591 720	D	CARPET - Aft, right, palm	1		
	591 721	D	CARPET - Aft, right, royal blue	1		
	591 832	E	CARPET - Aft, right, dark blue	1		
	592 103	J	CARPET - Aft, right, light blue	1		
	591 722	D	CARPET - Aft, right, raspberry	1		
	591 723	D	CARPET - Aft, right, brown	1		
	591 913		CARPET - Aft, right, firethorn red	1		
	591 914	H	CARPET - Aft, right, medium saddle	1		
	591 969	E	CARPET - Aft, right, dark cedar	1		
	592 048	F	CARPET - Aft, right, dark carmine	1		
	592 049	F	CARPET - Aft, right, dark saddle	1		
	79236-28	B C	CARPET - Aft, right	1		
	-12	591 557	H	CARPET - Aft, left, heather	1	
		591 724	D	CARPET - Aft, left, palm	1	
		591 725	D	CARPET - Aft, left, royal blue	1	
		591 833	E	CARPET - Aft, left, dark blue	1	
		592 104	J	CARPET - Aft, left, light blue	1	
		591 726	D	CARPET - Aft, left, raspberry	1	
591 727		D	CARPET - Aft, left, brown	1		
591 915			CARPET - Aft, left, firethorn red	1		
591 916		H	CARPET - Aft, left, medium saddle	1		
591 970		E	CARPET - Aft, left, dark cedar	1		
592 050		F	CARPET - Aft, left, dark carmine	1		
592 051		F	CARPET - Aft, left, dark saddle	1		
79236-29		B,C	CARPET - Aft, left	1		
591 559		H	CARPET - Aft, right, heather	1		
591 728		D	CARPET - Aft, right, palm	1		
591 729		D	CARPET - Aft, right, royal blue	1		
591 834		E	CARPET - Aft, right, dark blue	1		
592 105		J	CARPET - Aft, right, light blue	1		
591 730		D	CARPET - Aft, right, raspberry	1		
591 731		D	CARPET - Aft, right, brown	1		
591 917			CARPET - Aft, right, firethorn red	1		
591 918		H	CARPET - Aft, right, medium saddle	1		
591 971		E	CARPET - Aft, right, dark cedar	1		
592 052		F	CARPET - Aft, right, dark carmine	1		
592 053		F	CARPET - Aft, right, dark saddle	1		
79236-30		B,C	CARPET - Aft, right	1		

When ordering, always specify Part Number, Description, and Serial Number of Aircraft

Reissued: May 27, 1999

FOR INSTRUCTIONAL USE ONLY
PIPER AIRCRAFT
PA-32R-301/301T
AIRPLANE PARTS CATALOG

Figure and Index Number	Part Number	Code	Nomenclature	No. Req.	Serial Numbers Affected	
38-12a -13	85210-54	L	CARPET ASSEMBLY - Aft, left and right	1		
	591 523	H	CARPET - Aft, left, heather	1		
	591 656	D	CARPET - Aft, left, palm	1		
	591 657	D	CARPET - Aft, left, royal blue	1		
	591 815	E	CARPET - Aft, left, dark blue	1		
	592 086	J	CARPET - Aft, left, light blue	1		
	591 658	D	CARPET - Aft, left, raspberry	1		
	591 659	D	CARPET - Aft, left, brown	1		
	591 877		CARPET - Aft, left, firethorn red	1		
	591 878	H	CARPET - Aft, left, medium saddle	1		
	591 952	E	CARPET - Aft, left, dark cedar	1		
	592 014	F	CARPET - Aft, left, dark carmine	1		
	592 015	F	CARPET - Aft, left, dark saddle	1		
	79236-23	B,C	CARPET - Aft, left	1		
	591 525	H	CARPET - Aft, right, heather	1		
	591 660	D	CARPET - Aft, right, palm	1		
	591 661	D	CARPET - Aft, right, royal blue	1		
	591 816	E	CARPET - Aft, right, dark blue	1		
	592 087	J	CARPET - Aft, right, light blue	1		
	591 662	D	CARPET - Aft, right, raspberry	1		
	591 663	D	CARPET - Aft, right, brown	1		
	591 879		CARPET - Aft, right, firethorn red	1		
	591 880	H	CARPET - Aft, right, medium saddle	1		
	591 953	E	CARPET - Aft, right, dark cedar	1		
	592 016	F	CARPET - Aft, right, dark carmine	1		
	592 017	F	CARPET - Aft, right, dark saddle	1		
	79236-24	B C	CARPET - Aft, right	1		
	-14	591 565	H	CARPET - Aft, left outboard, heather	1	
		591 768	D	CARPET - Aft, left outboard, palm	1	
		591 769	D	CARPET - Aft, left outboard, royal blue	1	
		591 839	E	CARPET - Aft, left outboard, dark blue	1	
		592 110	J	CARPET - Aft, left outboard, light blue	1	
		591 770	D	CARPET - Aft, left outboard, raspberry	1	
		591 771	D	CARPET - Aft, left outboard, brown	1	
		591 927		CARPET - Aft, left outboard, firethorn red	1	
		591 928	H	CARPET - Aft, left outboard, medium saddle	1	
		591 976	E	CARPET - Aft, left outboard, dark cedar	1	
		592 062	F	CARPET - Aft, left outboard, dark carmine	1	
		592 063	F	CARPET - Aft, left outboard, dark saddle	1	
		591 567	H	CARPET - Aft, right outboard, heather	1	
591 772		D	CARPET - Aft, right outboard, palm	1		
591 773		D	CARPET - Aft, right outboard, royal blue	1		
591 840		E	CARPET - Aft, right outboard, dark blue	1		
592 111		J	CARPET - Aft, right outboard, light blue	1		
591 774		D	CARPET - Aft, right outboard, raspberry	1		
591 775		D	CARPET - Aft, right outboard, brown	1		
591 929			CARPET - Aft, right outboard, firethorn red	1		
591 930		H	CARPET - Aft, right outboard, medium saddle	1		
591 977		E	CARPET - Aft, right outboard, dark cedar	1		
592 064		F	CARPET - Aft, right outboard, dark carmine	1		
592 065		F	CARPET - Aft, right outboard, dark saddle	1		

When ordering, always specify Part Number, Description, and Serial Number of Aircraft

FOR INSTRUCTIONAL USE ONLY
PIPER AIRCRAFT
PA-32R-301/301T
AIRPLANE PARTS CATALOG

Figure and Index Number	Part Number	Code	Nomenclature	No. Req.	Serial Numbers Affected	
38-15	591 563	H	CARPET ASSEMBLY - Aft tunnel, heather	1		
	591 744	D	CARPET ASSEMBLY - Aft tunnel, palm	1		
	591 745	D	CARPET ASSEMBLY - Aft tunnel, royal blue	1		
	591 838	E	CARPET ASSEMBLY - Aft tunnel, dark blue	1		
	592 109	J	CARPET ASSEMBLY - Aft tunnel, light blue	1		
	591 746	D	CARPET ASSEMBLY - Aft tunnel, raspberry	1		
	591 747	D	CARPET ASSEMBLY - Aft tunnel, brown	1		
	591 925		CARPET ASSEMBLY - Aft tunnel, firethorn red	1		
	591 926	H	CARPET ASSEMBLY - Aft tunnel, medium saddle	1		
	591 975	E	CARPET ASSEMBLY - Aft tunnel, dark cedar	1		
	592 060	F	CARPET ASSEMBLY - Aft tunnel, dark carmine	1		
	592 061	F	CARPET ASSEMBLY - Aft tunnel, dark saddle	1		
	-16	591 529	H	CARPET - Aft, heather	1	
		591 668	D	CARPET - Aft, palm	1	
		591 669	D	CARPET - Aft, royal blue	1	
		591 818	E	CARPET - Aft, dark blue	1	
592 089		J	CARPET - Aft, light blue	1		
591 670		D	CARPET - Aft, raspberry	1		
591 671		D	CARPET - Aft, brown	1		
591 883			CARPET - Aft, firethorn red	1		
591 884		H	CARPET - Aft, medium saddle	1		
591 955		E	CARPET - Aft, dark cedar	1		
592 020		F	CARPET - Aft, dark carmine	1		
592 021		F	CARPET - Aft, dark saddle	1		
79236-26		B,C	CARPET - Aft	1		
85210-56		L	CARPET ASSEMBLY - Aft	1		
69636-05		A	COVER - Seat belt attachment	1		
-17		410 241		SCREW - (MS24694-S6)	32	
-18	68611-00		PLATE - Heel (aluminum)	1		
-19	68613-00	G	STRIP - Trim	2		
-20	79805-05		PANEL ASSEMBLY - Front, center	1		
-21	68094-03		PLATE - Seat attachment, rear	8		
-22	68096-00		PLATE - Seat attachment, rear	4		
-23	79781-02		PLATE ASSEMBLY - Seat foot, rear	4		
-24	68094-03		PLATE - Seat attachment, aft legs	4		
-25	99141-03		PLATE - Seat attachment, forward legs	4		
-26	99140-00		PLATE - Seat attachment, forward legs	4		
-27	79781-02		PLATE ASSEMBLY - Seat attachment, aft legs	4		
-28	99752-00		RING - Boot attachment	2		
-29	410 059		SCREW - (MS24693-S55)	40		

When ordering, always specify Part Number, Description, and Serial Number of Aircraft

Reissued: May 27, 1999

FOR INSTRUCTIONAL USE ONLY
PIPER AIRCRAFT
PA-32R-301/301T
AIRPLANE PARTS CATALOG

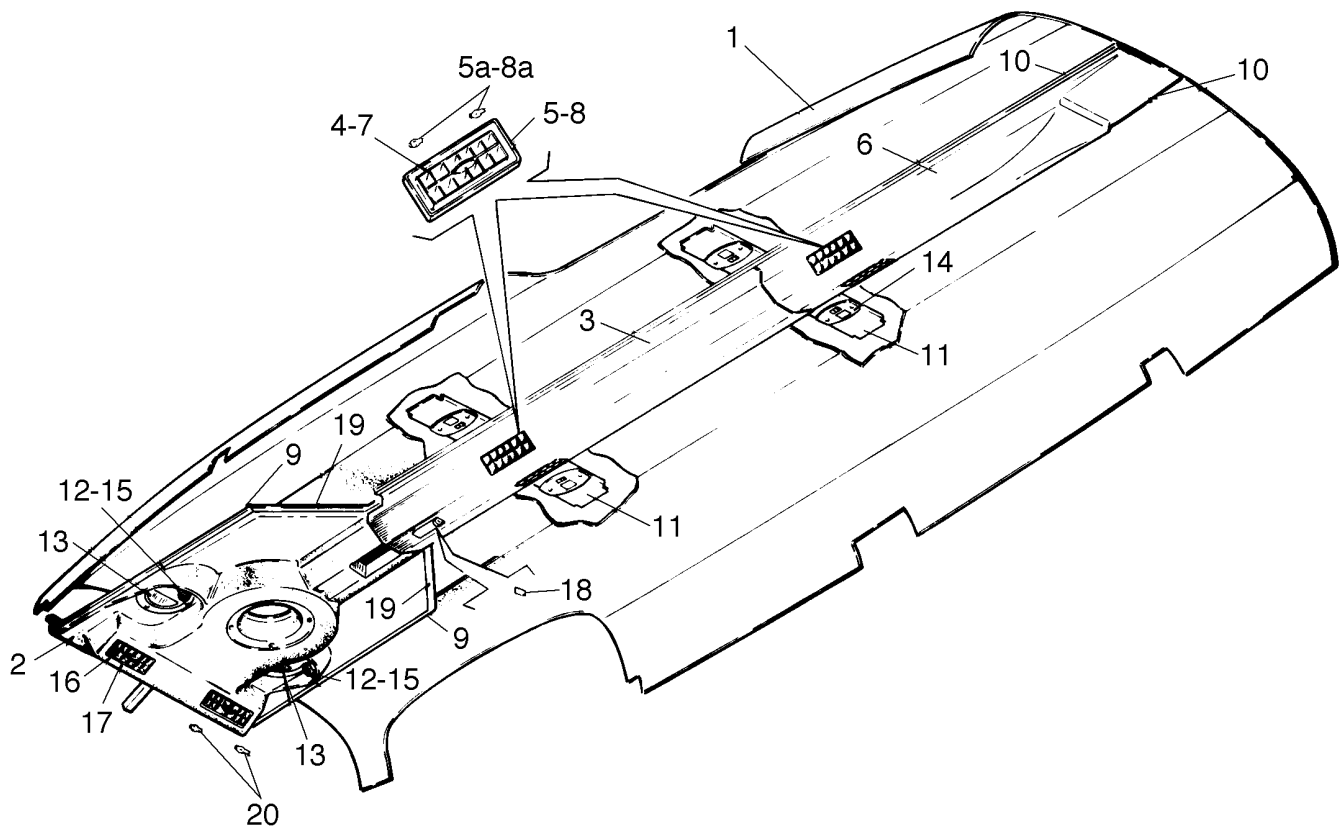


Figure 39. Headliner and Forward Fresh Air Duct Installation

FOR INSTRUCTIONAL USE ONLY
PIPER AIRCRAFT
PA-32R-301/301T
AIRPLANE PARTS CATALOG

CODE EXPLANATIONS FOR FIGURE 39

- A - See Figure 80 if fixed oxygen system is installed.
- B - Ascertain light assembly color before ordering. If existing light assemblies are red, order (2) p/n 572 582. If existing light assemblies are blue, order quantity as desired. Do not intermix red and blue lights in same aircraft.
- C - Used on PA-32R-301 with serial numbers 3213029 and 3213042 and up.

FOR INSTRUCTIONAL USE ONLY
PIPER AIRCRAFT
PA-32R-301/301T
AIRPLANE PARTS CATALOG

Figure and Index Number	Part Number	Code	Nomenclature	No. Req.	Serial Numbers Affected
39-	69812 85210	C	DRAWING - Headliner Installation DRAWING - Interior Details		
-1	69813-00		HEADLINER ASSEMBLY	2	
-2	69989-03	A	PANEL ASSEMBLY - Fresh air vent (with speaker hole)	1	
	69989-02	A	PANEL ASSEMBLY - Fresh air vent (without speaker hole)	1	
	85210-19	C	PANEL ASSEMBLY - Cockpit headliner	1	
-3	69990-02		DUCT ASSEMBLY - Fresh air vent, forward	1	
-4	473 187		* LOUVER - (136-1M), silver	2	
	473195		* LOUVER - (336-1HS), black	2	
-5	461 386		* FRAME - (173M), silver	2	
	461 391		* FRAME - (173B), black	2	
-5a	406 424		* NUT - (C2733-040-1)	8	
-6	69991-02		DUCT ASSEMBLY - Fresh air vent, center	1	
-7	473 187		* LOUVER - (136-1M), silver	2	
	473 195		* LOUVER - (336-1HS), black	2	
-8	461 386		* FRAME - (173M), silver	2	
	461 391		* FRAME - (173B), black	2	
-8a	406 424		* NUT - (C2733-040-1)	8	
-9	79246-05		RETAINER - Front, left	1	
	79246-04		RETAINER - Front, right	1	
-10	79246-06		RETAINER - Front, left	1	
	79246-07		RETAINER - Front, right	1	
-11	69748-00		CHANNEL - Light assembly	2	
-12	95228-00		DIMMER ASSEMBLY - Potentiometer	2	
-13	572 582	B	LIGHT ASSEMBLY - Forward (A300-W-14)	2	
-14	572 524		LIGHT ASSEMBLY - Reading (A325ML) Whelen	4	
-15	571 136		KNOB - (PS10067-4-1)	2	
-16	473 187		LOUVER - (136-1M), silver	2	
	473 195		LOUVER - (336-1HS), black	2	
-17	461 386		FRAME - (173M), silver	2	
	461 391		FRAME - (173B), black	2	
-18	69669-77		PLACARD - Cabin air	1	
-19	79246-08		RETAINER - Front, left	1	
	79246-09		RETAINER - Front, right	1	
-20	406 424		NUT - (C2733-040-1)	8	

When ordering, always specify Part Number, Description, and Serial Number of Aircraft

FOR INSTRUCTIONAL USE ONLY
PIPER AIRCRAFT
PA-32R-301/301T
AIRPLANE PARTS CATALOG

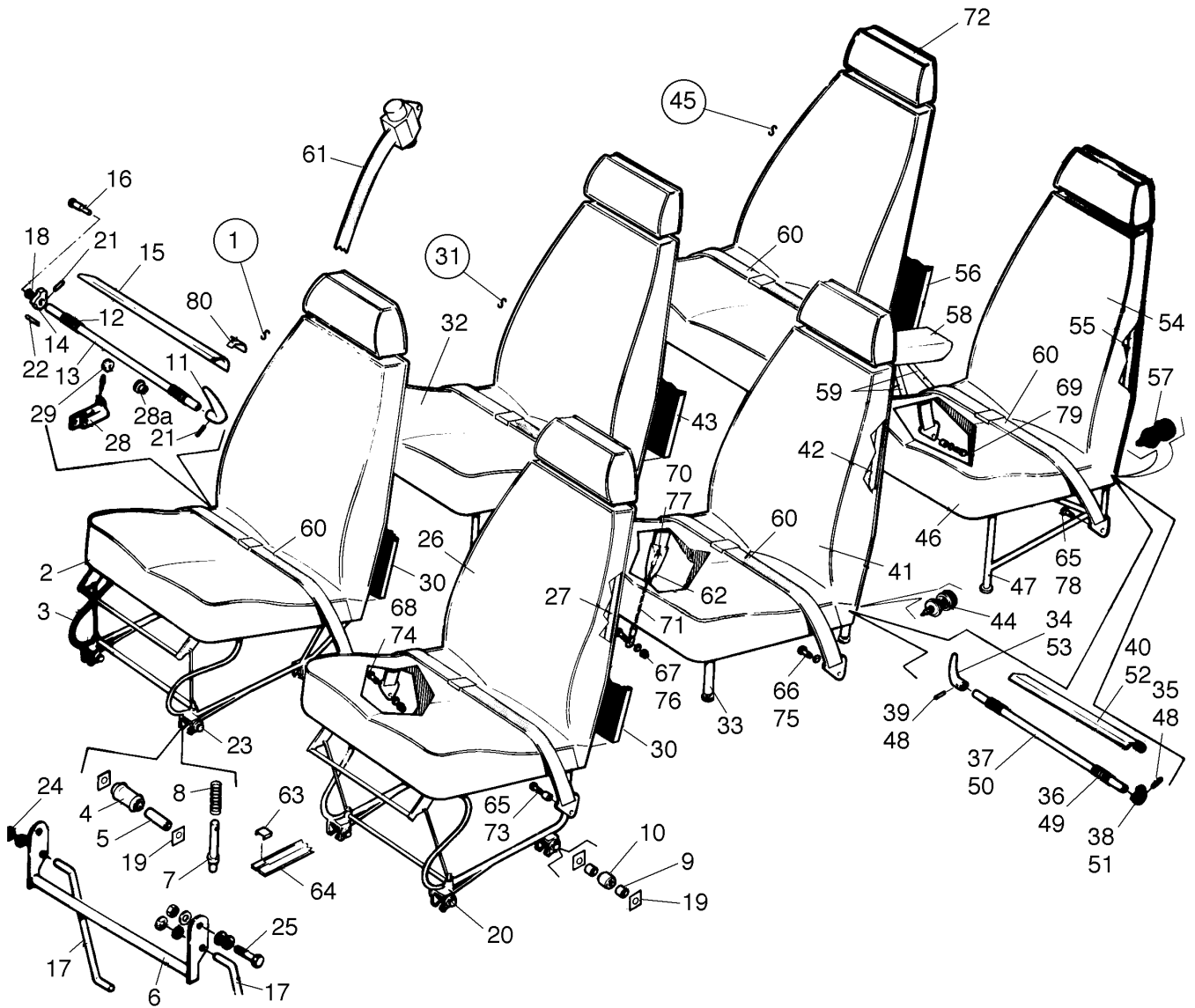


Figure 40. Seats Installation

Reissued: May 27, 1999

FOR INSTRUCTIONAL USE ONLY
PIPER AIRCRAFT
PA-32R-301/301T
AIRPLANE PARTS CATALOG

CODE EXPLANATIONS FOR FIGURE 40

- A - When ordering, specify color.
- B - When ordering, specify color and material.
- C -
- D -
- E - Used if aft facing center seats are installed.
- F - Used on PA-32R-301 with serial numbers 32R-8113001 to 32R-8213071 inclusive, and PA-32R-301T with serial numbers 32R-8129001 to 32R-8229078 inclusive.
- G - Determine OD at center of seat roller before ordering. Order p/n 18968-00 if roller OD measures 0.42. Order p/n 87332-02 if roller OD measures 0.62.
- H -
- J - Used on PA-32R-301 with serial numbers 3213029, and 3213042 and up.
- K - Used on PA-32R-301 with serial numbers 32R-8013001 to 32R-8213071 inclusive, and PA-32R-301T with serial numbers 32R-8029001 to 32R-8229078 inclusive.
- L - Used on PA-32R-301 with serial numbers 32R-8313001 and up, and PA-32R-301T with serial numbers 32R-8329001 and up.

FOR INSTRUCTIONAL USE ONLY
PIPER AIRCRAFT
PA-32R-301/301T
AIRPLANE PARTS CATALOG

Figure and Index Number	Part Number	Code	Nomenclature	No. Req.	Serial Numbers Affected
40-	78087		DRAWING - Seats Installation		
	78354		DRAWING - Shoulder Harness Installation		
-1	79337-19	A,K	SEAT ASSEMBLY - Front, left	1	
	79337-80	B,L	SEAT ASSEMBLY - Front, left	1	
	79337-45	B,K	SEAT ASSEMBLY - Front, left (luxurious)	1	
	79337-76	B,L	SEAT ASSEMBLY - Front, left (luxurious)	1	
	79337-20	A,K	SEAT ASSEMBLY - Front, right	1	
	79337-81	B,L	SEAT ASSEMBLY - Front, right	1	
	79337-46	B,K	SEAT ASSEMBLY - Front, right (luxurious)	1	
	79337-78	B,L	SEAT ASSEMBLY - Front, right (luxurious)	1	
-2	79337-25	A,K	* CUSHION AND FRAME ASSEMBLY - Front seat, bottom, left	1	
	79337-77	B,L	* CUSHION AND FRAME ASSEMBLY - Front seat, bottom, left	1	
	79337-39	B,K	* CUSHION AND FRAME ASSEMBLY - Front seat, bottom, left (luxurious)	1	
	79337-77	B,L	* CUSHION AND FRAME ASSEMBLY - Front seat, bottom, left (luxurious)	1	
	79337-26	A,K	* CUSHION AND FRAME ASSEMBLY - Front seat, bottom, right	1	
	79337-79	B,L	* CUSHION AND FRAME ASSEMBLY - Front seat, bottom, right	1	
	79337-40	B,K	* CUSHION AND FRAME ASSEMBLY - Front seat, bottom, right (luxurious)	1	
	79337-79	B,L	* CUSHION AND FRAME ASSEMBLY - Front seat, bottom, right (luxurious)	1	
-3	79818-02		** FRAME ASSEMBLY - Front seat, bottom, left	1	
	79818-03		** FRAME ASSEMBLY - Front seat, bottom, right	1	
-4	87332-02	G	*** ROLLER - Seat track	2	
	18968-00	G	*** ROLLER - Seat track	2	
-5	95061-106		*** BEARING - Seat roller	2	
-6	79207-00		*** HANDLE ASSEMBLY - Seat release	1	
-7	76175-03		*** PLUNGER - Seat	2	
-8	587 299		*** SPRING - Seat plunger (LC-038F-6SS)	2	
-9	95061-161		*** SPACER - Seat roller	4	
-10	452 386		*** BEARING - (NAS506-4)	2	
-11	79442-00		*** HANDLE - Seat recliner	1	
-12	19336-00		*** SPRING - Seat back adjustment, inboard	1	
	19336-01		*** SPRING - Seat back adjustment, outboard	1	
-13	79230-00		*** TUBE - Reclining mechanism	1	
-14	19365-02		*** CAM - Reclining seat	2	
-15	76176-00		*** COVER - Reclining seat	1	
-16	79229-00		*** BEARING SHAFT - Seat release, right	1	
-17	79322-05		*** ROD - Seat release	2	
-18	79235-00		*** BUSHING - Seat back release, right	1	
-19	79251-00		*** WASHER - Teflon	8	
-20	62833-78		*** WASHER - Seat attachment	8	
-21	480 701		*** PIN - Roll (59-028-125-0625)	3	
-22	480 732		*** PIN - Roll (59-040-187-0937)	2	
-23	401 318		*** BOLT- (AN4-20A)	4	
	404 888		*** NUT - (MS20365-428C)	4	
-24	407 561		*** WASHER - (AN960-4)	4	
	406 369		*** NUT - (A1037-012-3)	4	
-25	400 002		*** BOLT - (AN4-5A)	2	
	494 040		*** WASHER - Nylon (PS10011-12)	6	
	404 836		*** NUT - (MS20364-428C)	2	

When ordering, always specify Part Number, Description, and Serial Number of Aircraft

Reissued: May 27, 1999

FOR INSTRUCTIONAL USE ONLY
PIPER AIRCRAFT
PA-32R-301/301T
AIRPLANE PARTS CATALOG

Figure and Index Number	Part Number	Code	Nomenclature	No. Req.	Serial Numbers Affected	
40-26	79337-16	A,K	* CUSHION AND FRAME ASSEMBLY - Front seat, back, left	1		
	79337-71	B,L	* CUSHION AND FRAME ASSEMBLY - Front seat, back, left	1		
	79337-27	B,K	* CUSHION AND FRAME ASSEMBLY - Front seat, back, left (luxurious)	1		
	79337-71	B,L	* CUSHION AND FRAME ASSEMBLY - Front seat, back, left (luxurious)	1		
	79337-17	A,K	* CUSHION AND FRAME ASSEMBLY - Front seat, back, right	1		
	79337-74	B,L	* CUSHION AND FRAME ASSEMBLY - Front seat, back, right	1		
	79337-28	B,K	* CUSHION AND FRAME ASSEMBLY - Front seat, back, right (luxurious)	1		
	79337-74	B,L	* CUSHION AND FRAME ASSEMBLY - Front seat, back, right (luxurious)	1		
	-27	79555-00		** FRAME ASSEMBLY - Front seat, back, left	1	
		79555-01		** FRAME ASSEMBLY - Front seat, back, right	1	
-28	99718-05		*** STOP ASSEMBLY - Seat latch, right	1		
-28a	453 732		*** BUSHING - Seat back, right (PS10064-375-4)	1		
-29	79554-02		** KNOB - Seat back release, right	1		
-30	78041-00	A,K	* COVER ASSEMBLY - Seat back, front	1		
	78041-09	B,K	* COVER ASSEMBLY - Seat back, front (luxurious)	1		
-31	96827-24	A,K	SEAT ASSEMBLY - Center, left	1		
	96827-39	B,L	SEAT ASSEMBLY - Center, left	1		
	96827-33	B,K	SEAT ASSEMBLY - Center, left (luxurious)	1		
	96B27-45	B,L	SEAT ASSEMBLY - Center, left (luxurious)	1		
	96827-25	A,K	SEAT ASSEMBLY - Center, right	1		
	96827-40	B,L	SEAT ASSEMBLY - Center, right	1		
	96827-34	B,K	SEAT ASSEMBLY - Center, right (luxurious)	1		
	96827-46	B,L	SEAT ASSEMBLY - Center, right (luxurious)	1		
-32	96827-26	A,K	* CUSHION AND FRAME ASSEMBLY - Center seat, bottom, left	1		
	96827-36	B,L	* CUSHION AND FRAME ASSEMBLY - Center seat, bottom, left	1		
	96827-31	B,K	* CUSHION AND FRAME ASSEMBLY - Center seat, bottom, left (luxurious)	1		
	96827-42	B,L	* CUSHION AND FRAME ASSEMBLY - Center seat, bottom, left (luxurious)	1		
	96827-27	A,K	* CUSHION AND FRAME ASSEMBLY - Center seat, bottom, right	1		
	96827-38	B,L	* CUSHION AND FRAME ASSEMBLY - Center seat, bottom, right	1		
	96827-32	B,K	* CUSHION AND FRAME ASSEMBLY - Center seat, bottom, right (luxurious)	1		
	96827-44	B,L	* CUSHION AND FRAME ASSEMBLY - Center seat, bottom, right (luxurious)	1		
	-33	99077-16		** FRAME ASSEMBLY - Center seat bottom, left	1	
		99077-17		** FRAME ASSEMBLY - Center seat bottom, right	1	
-34	79442-00		*** HANDLE - Seat recliner	1		
-35	480 701		*** PIN - Roll (59-028-125-0625)	3		
-36	19336-00		*** SPRING - Seat back adjustment, inboard	1		
	19336-01		*** SPRING - Seat back adjustment, outboard	1		
-37	19392-15		*** TUBE - Reclining mechanism	1		
-38	19365-02		*** CAM - Reclining seat	2		
-39	480 701		*** PIN - Roll (59-028-125-0625)	1		
-40	76176-00		*** COVER - Reclining seat	1		
-41	79337-16	A,K	* CUSHION AND FRAME ASSEMBLY - Center seat, back	1		
	79337-59	B,L	* CUSHION AND FRAME ASSEMBLY - Center seat, back	1		
	79337-27	B,K	* CUSHION AND FRAME ASSEMBLY - Center seat, back (luxurious)	1		
	79337-71	B,L	* CUSHION AND FRAME ASSEMBLY - Center seat, back (luxurious)	1		

When ordering, always specify Part Number, Description, and Serial Number of Aircraft

FOR INSTRUCTIONAL USE ONLY
PIPER AIRCRAFT
PA-32R-301/301T
AIRPLANE PARTS CATALOG

Figure and Index Number	Part Number	Code	Nomenclature	No. Req.	Serial Numbers Affected
40-42	79555-00		** FRAME ASSEMBLY - Center seat, back	1	
-43	78041-00	A,K	* COVER ASSEMBLY - Seat back	1	
	78041-09	B,K	* COVER ASSEMBLY - Seat back (luxurious)	1	
-44	67958-03	B,K	* BUTTON ASSEMBLY - Seat back	5	
	67958-05	B,L	* BUTTON ASSEMBLY - Seat back	5	
-45	79479-02	A,K	SEAT ASSEMBLY - Rear, left	1	
	79479-19	B,L	SEAT ASSEMBLY - Rear, left	1	
	79479-12	B,K	SEAT ASSEMBLY - Rear, left(luxurious)	1	
	79479-25	B,L	SEAT ASSEMBLY - Rear, left (luxurious)	1	
	79479-07	A,K	SEAT ASSEMBLY - Rear, right	1	
	79479-23	B,L	SEAT ASSEMBLY - Rear, right	1	
	79479-14	B,K	SEAT ASSEMBLY - Rear, right (luxurious)	1	
	79479-29	B,L	SEAT ASSEMBLY - Rear, right (luxurious)	1	
-46	79479-08	A,K	* CUSHION AND FRAME ASSEMBLY - Rear seat, bottom, left	1	
	79479-20	B,L	* CUSHION AND FRAME ASSEMBLY - Rear seat, bottom, left	1	
	79479-15	B,K	* CUSHION AND FRAME ASSEMBLY - Rear seat, bottom, left (luxurious)	1	
	79479-26	B,L	* CUSHION AND FRAME ASSEMBLY - Rear seat, bottom, left (luxurious)	1	
	79479-11	A,K	* CUSHION AND FRAME ASSEMBLY - Rear seat, bottom, right	1	
	79479-24	B,L	* CUSHION AND FRAME ASSEMBLY - Rear seat, bottom, right	1	
	79479-17	B,K	* CUSHION AND FRAME ASSEMBLY - Rear seat, bottom, right (luxurious)	1	
	79479-30	B,L	* CUSHION AND FRAME ASSEMBLY - Rear seat, bottom, right (luxurious)	1	
-47	79633-02		** FRAME ASSEMBLY - Rear seat, bottom, left	1	
	79633-15		** FRAME ASSEMBLY - Rear seat, bottom, right	1	
-48	480 701		*** PIN - Roll (59-028-125-0625)	3	
-49	19336-00		*** SPRING - Seat back adjustment, inboard	1	
	19336-01		*** SPRING - Seat back adjustment, outboard	1	
-50	19392-15		*** TUBE - Reclining mechanism	1	
-51	19365-02		*** CAM - Reclining seat	2	
-52	76176-00		*** COVER - Reclining seat	1	
-53	79442-00		*** HANDLE - Seat recliner	1	
-54	79337-16	A,K	* CUSHION AND FRAME ASSEMBLY - Rear seat, back	1	
	79337-59	B,L	* CUSHION AND FRAME ASSEMBLY - Rear seat, back	1	
	79337-27	B,K	* CUSHION AND FRAME ASSEMBLY - Rear seat, back (luxurious)	1	
	79337-71	B,L	* CUSHION AND FRAME ASSEMBLY - Rear seat, back (luxurious)	1	
-55	79555-00		** FRAME ASSEMBLY - Rear seat back	1	
-56	78041-02	A,K	* COVER ASSEMBLY - Seat back	1	
	78041-10	B,K	* COVER ASSEMBLY - Seat back (luxurious)	1	
-57	67958-03	B,K	* BUTTON ASSEMBLY - Seat back	5	
	67958-05	B,L	* BUTTON ASSEMBLY - Seat back	5	
-58	79749-03	B	ARMREST ASSEMBLY - Rear seat, right	1	
-59	79749-07	A	* SUPPORT ASSEMBLY - Armrest, forward	1	
	79749-08	A	* SUPPORT ASSEMBLY - Armrest, rear	1	
-60	551 390		BELT ASSEMBLY - Lap, forward seats	2	
	551 391		BELT ASSEMBLY - Lap, center seats	2	
	551 392		BELT ASSEMBLY - Lap, rear seats	2	
	564 862	J	BELT ASSEMBLY - Lap, buckle end, forward and rear seats	4	
	564 867	J	BELT ASSEMBLY - Lap, adjustable end, forward and rear seats	4	

When ordering, always specify Part Number, Description, and Serial Number of Aircraft

Reissued: May 27, 1999

FOR INSTRUCTIONAL USE ONLY
PIPER AIRCRAFT
PA-32R-301/301T
AIRPLANE PARTS CATALOG

Figure and Index Number	Part Number	Code	Nomenclature	No. Req.	Serial Numbers Affected
40-61	551 426	F	BELT ASSEMBLY - Shoulder, forward seats (fixed)	2	
	452 692		BELT ASSEMBLY - Shoulder, forward seats (with inertia reel)	2	
	551 424	F	BELT ASSEMBLY - Shoulder, center and rear seats (fixed)	4	
	452 679		BELT ASSEMBLY - Shoulder, center and rear seats (with inertia reel)	4	
	690 100	J	BELT ASSEMBLY - Shoulder, forward seats (with inertia reel)	2	
	690 102	J	BELT ASSEMBLY - Shoulder, rear seats (with inertia reel)	2	
-62	68022-14		BOOT - Seat belt attachment, black	2	
-63	62654-00		STOP - Seat track (1.20" L.)	8	
	62654-03	E	STOP - Seat track (3.65 L.) rear	4	
-64	62557-04		TRACK - Front seat	4	
-65	63900-145		BUSHING - Seat belt attachment	4	
-66	63900-146		BUSHING - Seat belt attachment	2	
-67	95061-90		BUSHING - Seat belt attachment	2	
-68	95061-180		BUSHING - Seat belt attachment	2	
-69	63900-147		BUSHING - Seat belt attachment	2	
-70	63900-149		BUSHING - Seat belt attachment	2	
-71	96908-00		CABLE ASSEMBLY - Seat belt attachment	2	
-72	79337-18	A,K	HEADREST ASSEMBLY - (8" high)	6	
	79337-29	B,K	HEADREST ASSEMBLY - (6" high) luxurious	6	
	36938-04	B,L	HEADREST ASSEMBLY	6	
-73	400 441		BOLT - (AN3-7A)	2	
-74	400 441		BOLT - (AN3-7A)	2	
	407 564		WASHER - (AN960-10)	2	
	404 887		NUT - (MS20365-1032C)	2	
-75	400 004		BOLT - (AN4-7A)	2	
	407 565		WASHER - (AN960-416)	2	
-76	401 194		BOLT - (AN5-16A)	2	
	407 566		WASHER - (AN960-516)	2	
	404 889		NUT - (MS20365-524C)	2	
-77	401 187		BOLT - (AN5-7A)	2	
	407 566		WASHER - (AN960-516)	2	
	404 837		NUT - (MS20364-524C)	2	
-78	400 441		BOLT - (AN3-7A)	2	
	407 564		WASHER - (AN960-10)	2	
-79	400 440		BOLT - (AN3-6A)	2	
	407 564		WASHER - (AN960-10)	2	
-80	76176-02		CLIP - Seat stop	2	

When ordering, always specify Part Number, Description, and Serial Number of Aircraft

FOR INSTRUCTIONAL USE ONLY
PIPER AIRCRAFT
PA-32R-301/301T
AIRPLANE PARTS CATALOG

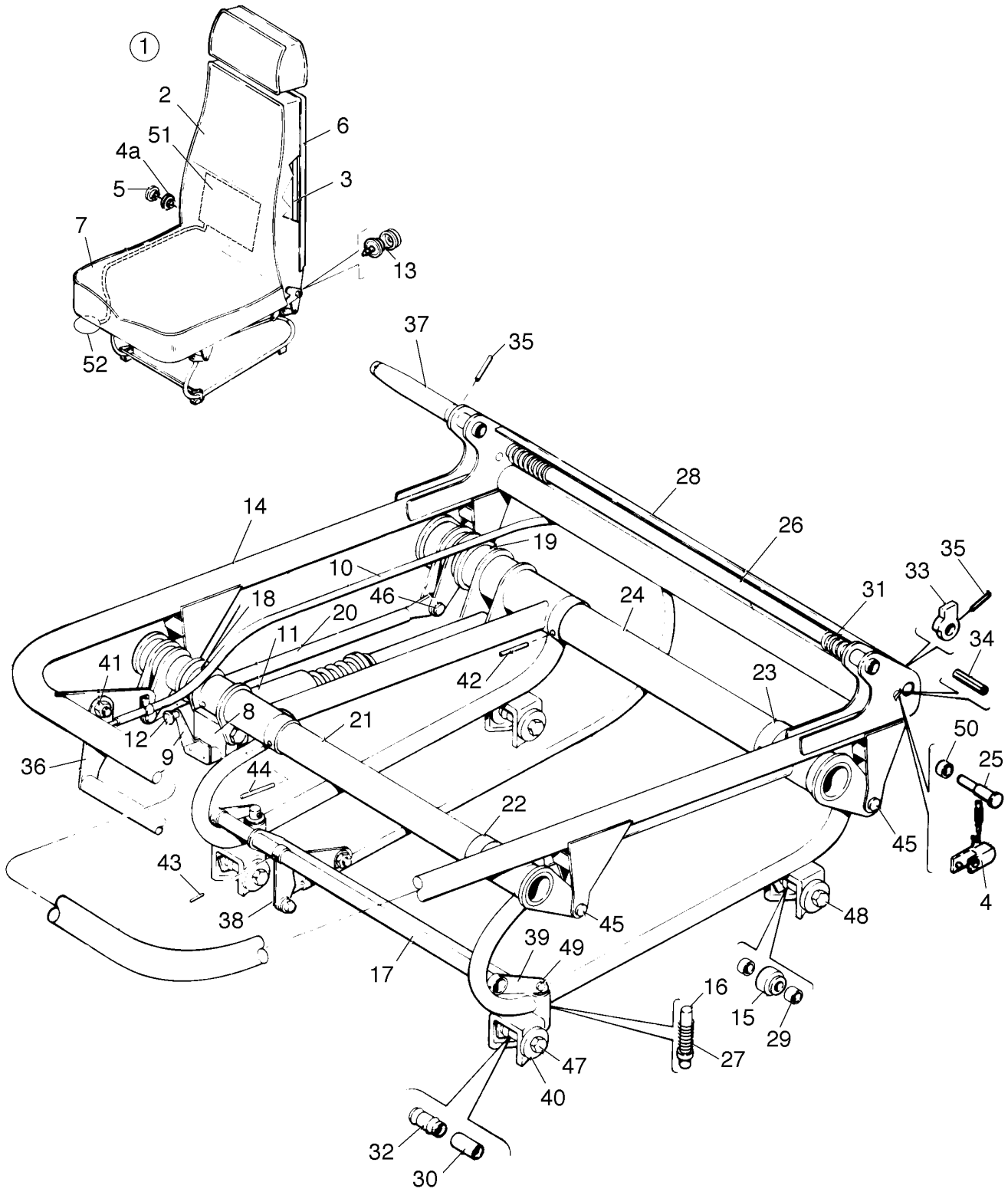


Figure 41. Vertically Adjustable Front Seat Assembly

Reissued: May 27, 1999

FOR INSTRUCTIONAL USE ONLY
PIPER AIRCRAFT
PA-32R-301/301T
AIRPLANE PARTS CATALOG

CODE EXPLANATIONS FOR FIGURE 41

- A - When ordering, specify color.
- B - When ordering, specify color and material.
- C - Used on PA-32R-301 with serial numbers 32R-8113001 to 32R-8213071 inclusive, and PA-32R-301T with serial numbers 32R-8129001 to 32R-8229078 inclusive.
- D - Used on PA-32R-301 with serial numbers 32R-8013001 to 32R-8013150 inclusive, and PA-32R-301T with serial numbers 32R-8029001 to 32R-8029131 inclusive.
- E - Determine OD at center of seat roller before ordering. Order p/n 18968-00 if roller OD measures 0.42. Order p/n 87332-02 if roller OD measures 0.62.
- F - Used on PA-32R-301 with serial numbers 32R-8213001 to 32R-8213071 inclusive, and PA-32R-301T with serial numbers 32R-8229001 to 32R-8229078 inclusive.
- G - When ordering, specify color.
- H - Used on PA-32R-301 with serial numbers 32R-8013001 to 32R-8213071 inclusive, and PA-32R-301T with serial numbers 32R-8029001 to 32R-8229078 inclusive.
- J - Used on PA-32R-301 with serial numbers 32R-8313001 and up, and PA-32R-301T with serial numbers 32R-8329001 and up.
- K - When ordering, specify color and material.

FOR INSTRUCTIONAL USE ONLY
PIPER AIRCRAFT
PA-32R-301/301T
AIRPLANE PARTS CATALOG

Figure and Index Number	Part Number	Code	Nomenclature	No. Req.	Serial Numbers Affected
41-1	79592-02	A,H	SEAT ASSEMBLY - Adjustable front, left	1	
	79592-06	J,K	SEAT ASSEMBLY - Adjustable front, left	1	
	79592-04	B,H	SEAT ASSEMBLY - Adjustable front, left (luxurious)	1	
	79592-08	J,K	SEAT ASSEMBLY - Adjustable front, left (luxurious)	1	
	79592-03	A,H	SEAT ASSEMBLY - Adjustable front, right	1	
	79592-07	J,K	SEAT ASSEMBLY - Adjustable front, right	1	
	79592-05	B,H	SEAT ASSEMBLY - Adjustable front, right (luxurious)	1	
	79592-09	J,K	SEAT ASSEMBLY - Adjustable front, right (luxurious)	1	
-2	79337-16	A,H	* CUSHION ASSEMBLY - Back, left	1	
	79337-59	J,K	* CUSHION ASSEMBLY - Back, left	1	
	79337-27	B,H	* CUSHION ASSEMBLY - Back, left (luxurious)	1	
	79337-71	J,K	* CUSHION ASSEMBLY - Back, left (luxurious)1	1	
	79337-17	A,H	* CUSHION ASSEMBLY - Back, right	1	
	79337-62	J,K	* CUSHION ASSEMBLY - Back, right	1	
	79337-28	B,H	* CUSHION ASSEMBLY - Back, right (luxurious)	1	
	79337-74	J,K	* CUSHION ASSEMBLY - Back, right (luxurious)	1	
-3	79555-00		** FRAME ASSEMBLY - Back, left	1	
	79555-01		** FRAME ASSEMBLY - Back, right	1	
-4	99718-05		*** STOP ASSEMBLY - Seat latch, right	1	
-4a	453 732		*** BUSHING - Seat back, right (PS10064-375-4)	1	
-5	79554-02		** KNOB - Seat back release, right	1	
-6	78041-00	G,H	* COVER ASSEMBLY - Seat back	1	
	78041-09	B,H	* COVER ASSEMBLY - Seat back (luxurious)	1	
-7	556 469	D	* COVER ASSEMBLY - Seat bottom, red (with black trim)	1	
	556 470	D	* COVER ASSEMBLY - Seat bottom, blue (with black trim)	1	
	556 471	H	* COVER ASSEMBLY - Seat bottom, gold (with black trim)	1	
	555 884	H	* COVER ASSEMBLY - Seat bottom, navajo sepia (with camel trim)	1	
	555 885	H	* COVER ASSEMBLY - Seat bottom, navajo cactus (with camel trim)	1	
	555 888	H	* COVER ASSEMBLY - Seat bottom, navajo sepia (with black trim)	1	
	555 889	H	* COVER ASSEMBLY - Seat bottom, navajo cactus (with black trim)	1	
	556 472	D	* COVER ASSEMBLY - Seat bottom, red (with camel trim)	1	
	556 473	D	* COVER ASSEMBLY - Seat bottom, blue (with camel trim)	1	
	556 474	H	* COVER ASSEMBLY - Seat bottom, gold (with camel trim)	1	
	556 932	C	* COVER ASSEMBLY - Seat bottom, red	1	
	556 933	C	* COVER ASSEMBLY - Seat bottom, blue	1	
	559 827	J	* COVER ASSEMBLY - Seat bottom, madrid red (cloth)	1	
	556 677	H	* COVER ASSEMBLY - Seat bottom, firethorn red (velour)	1	
	559 721	J	* COVER ASSEMBLY - Seat bottom, firethorn red (velour)	1	
	559 784	J	* COVER ASSEMBLY - Seat bottom, dark firethorn (leather)	1	
	556 678	H	* COVER ASSEMBLY - Seat bottom, buckskin (velour)	1	
	559 829	J	* COVER ASSEMBLY - Seat bottom, buckskin (cloth)	1	
	559 795	J	* COVER ASSEMBLY - Seat bottom, light buckskin (leather)	1	
	559 828	J	* COVER ASSEMBLY - Seat bottom, bahama blue (cloth)	1	
	556 705	H	* COVER ASSEMBLY - Seat bottom, dark blue (velour)	1	
	559 700	J	* COVER ASSEMBLY - Seat bottom, dark blue (velour)	1	
	559 748	J	* COVER ASSEMBLY - Seat bottom, dark blue (leather)	1	
	556 921	C	* COVER ASSEMBLY - Seat bottom, dark cedar (knit)	1	
	557 035	F	* COVER ASSEMBLY - Seat bottom, dark cedar (velour)	1	
	559 707	J	* COVER ASSEMBLY - Seat bottom, dark cedar (knit)	1	
	559 772	J	* COVER ASSEMBLY - Seat bottom, dark cedar (leather)	1	
	557 033	F	* COVER ASSEMBLY - Seat bottom, dark carmine	1	
	557 034	F	* COVER ASSEMBLY - Seat bottom, sandalwood	1	

When ordering, always specify Part Number, Description, and Serial Number of Aircraft

Reissued: May 27, 1999

FOR INSTRUCTIONAL USE ONLY
PIPER AIRCRAFT
PA-32R-301/301T
AIRPLANE PARTS CATALOG

Figure and Index Number	Part Number	Code	Nomenclature	No. Req.	Serial Numbers Affected
41-7	559 735	J	* COVER ASSEMBLY - Seat bottom, sandalwood (fabric)	1	
	559 728	J	* COVER ASSEMBLY - Seat bottom, patrician sandalwood (fabric)	1	
	559 714	J	* COVER ASSEMBLY - Seat bottom, dark saddle (knit)	1	
	559 760	J	* COVER ASSEMBLY - Seat bottom, dark saddle (leather)	1	
-8	37902-06		* ADAPTER - Seat control	1	
-9	37902-08		* CONTROL ARM - Actuator, left	1	
	37902-09		* CONTROL ARM - Actuator, right	1	
-10	554 422		* CABLE ASSEMBLY - Seat track release (crew operated, length 27") (PS50146-8-1)	1	
-11	587 404		* CONTROL ASSEMBLY - Seat adjustment (Gas Spring Corp. P/N 06-10-080-310-025)	1	
-12	471 084		* KNOB - Actuator (233)	1	
	407 135		* WASHER - (AN936-A10)	1	
-13	67958-03	B,H	* BUTTON ASSEMBLY - Seat back	5	
	67958-05	J,K	* BUTTON ASSEMBLY - Seat back	5	
-14	79540-02		* FRAME ASSEMBLY - Bottom, left	1	
	79540-03		* FRAME ASSEMBLY - Bottom, right	1	
-15	452 386		** ROLLER - (NAS506-4)	2	
-16	76175-00		** PLUNGER	2	
-17	76172-03		** TUBE - Bellcrank	1	
-18	76347-01		** BELLCRANK ASSEMBLY - Forward, left	1	
	76347-00		** BELLCRANK ASSEMBLY - Forward, right	1	
-19	79792-02		** BELLCRANK ASSEMBLY - Aft, left	1	
	79792-03		** BELLCRANK ASSEMBLY - Aft, right	1	
-20	76342-00		** LINK ASSEMBLY - Seat	1	
-21	76343-00		** TUBE ASSEMBLY - Forward	1	
-22	76351-02		** BUSHING - Seat	2	
-23	76351-03		** BUSHING - Seat	2	
-24	78361-00		** TUBE ASSEMBLY - Aft	1	
-25	79229-00		** BEARING SHAFT - Seat release, right	1	
-26	79230-02		** TUBE - Seat reclining	1	
-27	587 299		** SPRING - Seat plunger (LC-038F-6SS)	2	
-28	76176-00		** COVER - Reclining seat	1	
-29	95061-161		** SPACER - Seat roller	4	
-30	95061-106		** BEARING - Seat roller	2	
-31	19336-00		** SPRING - Seat back adjustment, inboard	1	
	19336-01		** SPRING - Seat back adjustment, outboard	1	
-32	87332-02	E	** ROLLER - Seat track	2	
	18968-00	E	** ROLLER - Seat track	2	
-33	19365-02		** CAM - Reclining seat	2	
-34	480 732		** PIN - Roll (59-040-187-0937)	2	
-35	480 701		** PIN - Roll (59-028-125-0625)	3	
-36	79207-00		** HANDLE - Seat release	1	
-37	79442-00		** HANDLE - Seat recliner	1	
-38	76187-00		** ARM ASSEMBLY - Seat release	1	
-39	76178-00		** ARM ASSEMBLY - Seat latch	2	
-40	62833-78		** WASHER	8	
-41	400 002		** BOLT - (AN4-5A)	2	
	494 040		** WASHER - (PS10011-12)	6	
	404 836		** NUT - (MS20364-428C)	2	
-42	480 801		** PIN - (MS9048-173)	5	
-43	480 592		** PIN - (MS9048-101)	3	
-44	480 789		** PIN - (MS9048-170)	4	
-45	424 174		** PIN - (MS20392-2C11)	4	
	407 564		** WASHER - (AN960-10)	4	
	424 051		** COTTER PIN - (MS24665-132)	4	

When ordering, always specify Part Number, Description, and Serial Number of Aircraft

FOR INSTRUCTIONAL USE ONLY
PIPER AIRCRAFT
PA-32R-301/301T
AIRPLANE PARTS CATALOG

Figure and Index Number	Part Number	Code	Nomenclature	No. Req.	Serial Numbers Affected
41-46	424 205		** PIN - (MS20392-3C17)	2	
	407 565		** WASHER - (AN960-416)	2	
	424 051		** COTTER PIN - (MS24665-132)	2	
-47	401 318		** BOLT - (AN4-20A) Front	2	
	404 888		** NUT - (MS20365-428C) Front	2	
-48	401 318		** BOLT - (AN4-20A) Rear	2	
	477 708		** NUT- (26C-048) Rear	2	
-49	424 143		** PIN - (MS20392-1C13)	2	
	407 561		** WASHER - (AN960-4)	2	
	424 051		** COTTER PIN - (MS24665-132)	2	
-50	79235-00		** BUSHING - Seat back release, right	1	
-51	02585-04		LUMBAR ASSEMBLY - Pilot seat	1	
	02585-05		LUMBAR ASSEMBLY - Copilot seat	1	
	02585-06		* PAD	1	
	686 083		* BLADDER	1	
-52	453 024		PUMP ASSEMBLY	1	
	454 935		CLAMP - (PS10017-2-10)	1	

When ordering, always specify Part Number, Description, and Serial Number of Aircraft

FOR INSTRUCTIONAL USE ONLY
PIPER AIRCRAFT
PA-32R-301/301T
AIRPLANE PARTS CATALOG

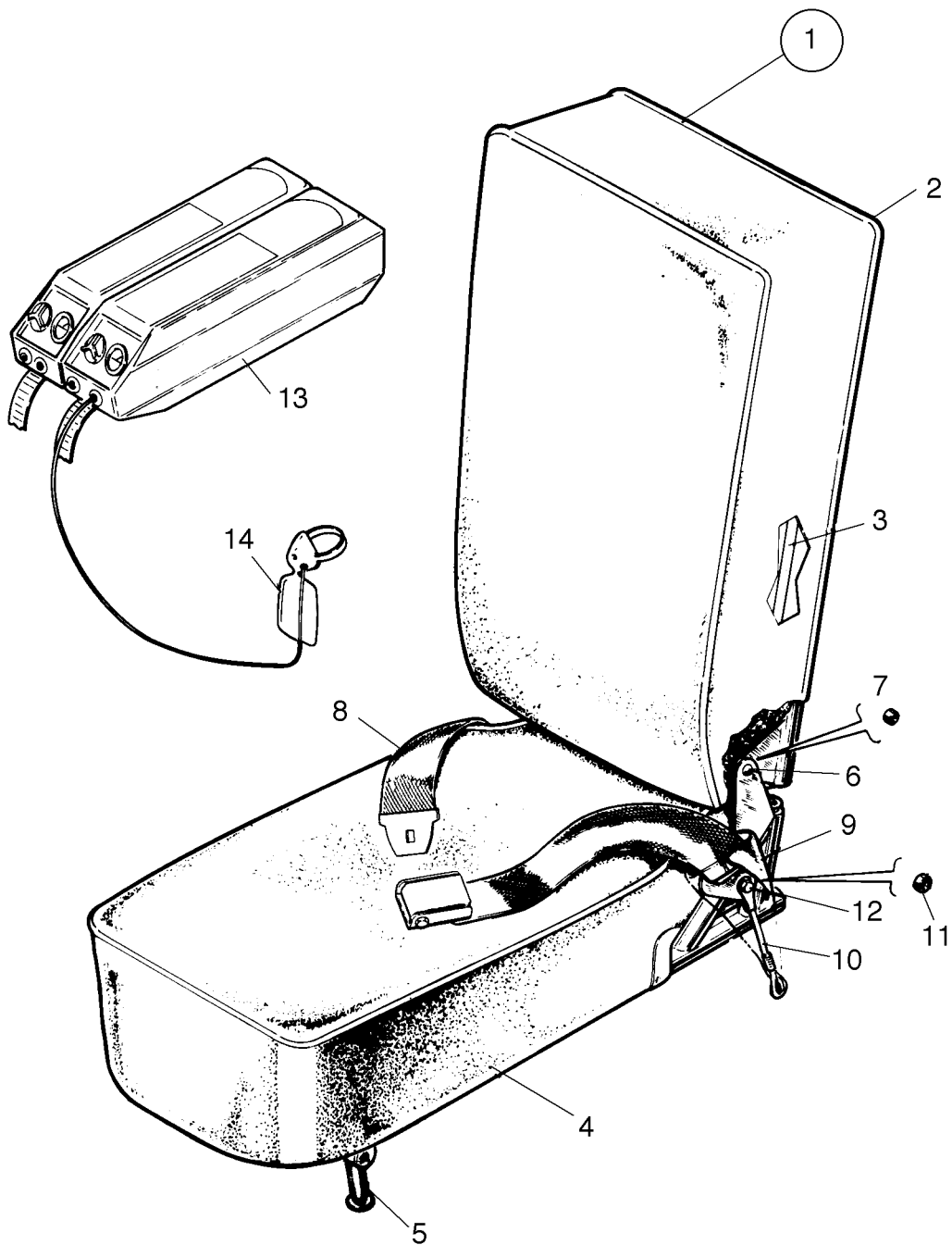


Figure 42. 7th Seat Installation

FOR INSTRUCTIONAL USE ONLY
PIPER AIRCRAFT
PA-32R-301/301T
AIRPLANE PARTS CATALOG

CODE EXPLANATIONS FOR FIGURE 42

- A - When ordering, specify color.
- B - When ordering, specify color and material.
- C - Used on PA-32R-301T only.
- D - When ordering, specify color.
- E - When ordering, specify color and material.
- F - Used on PA-32R-301 with serial numbers 32R-8013001 to 32R-8213071 inclusive, and PA-32R-301T with serial numbers 32R-8029001 to 32R-8229078 inclusive.
- G - Used on PA-32R-301 with serial numbers 32R-8313001 and up, and PA-32R-301T with serial numbers 32R-8329001 and up.

FOR INSTRUCTIONAL USE ONLY
PIPER AIRCRAFT
PA-32R-301/301T
AIRPLANE PARTS CATALOG

Figure and Index Number	Part Number	Code	Nomenclature	No. Req.	Serial Numbers Affected
42-	69595 37684		DRAWING - 7th Seat Installation DRAWING - Portable Oxygen System Installation		
-1	78108-12	A,F	SEAT ASSEMBLY	1	
	78108-23	D,G	SEAT ASSEMBLY	1	
	78108-14	B,F	SEAT ASSEMBLY - (Luxurious)	1	
	78108-26	E,G	SEAT ASSEMBLY - (Luxurious)	1	
-2	78108-03	A,F	* CUSHION AND FRAME ASSEMBLY - Back	1	
	78108-24	D,G	* CUSHION AND FRAME ASSEMBLY - Back	1	
	78108-15	B,F	* CUSHION AND FRAME ASSEMBLY - Back (luxurious)	1	
	78108-27	D,G	* CUSHION AND FRAME ASSEMBLY - Back (luxurious)	1	
-3	69066-00		** FRAME ASSEMBLY - Seat back	1	
-4	78108-10	A,F	* CUSHION AND FRAME ASSEMBLY - Bottom	1	
	78108-25	D,G	* CUSHION AND FRAME ASSEMBLY - Bottom	1	
	78108-16	B,F	* CUSHION AND FRAME ASSEMBLY - Bottom (luxurious)	1	
	78108-28	D,G	* CUSHION AND FRAME ASSEMBLY - Bottom (luxurious)	1	
-5	69067-10		** FRAME ASSEMBLY - Seat bottom	1	
-6	400 670		* BOLT - (AN23-8)	2	
-7	63900-133		* BUSHING	2	
-8	551 376		BELT ASSEMBLY - Safety (PS50039-4-5)	1	
-9	68022-14		BOOT - Seat belt attachment, black	2	
-10	96908-00		CABLE ASSEMBLY - Seat belt attachment	2	
-11	63900-149		BUSHING - Seat belt attachment	2	
-12	401 187		BOLT - (AN5-7A)	2	
	407 566		WASHER - (AN960-516)	2	
	404 837		NUT - (MS20364-524C)	2	
-13	470 925	C	KIT - Complete oxygen system (802180-00)	1	32R-8029001 thru 32R-8129104
	470 637	C	KIT - Complete oxygen system (802180-05)	1	32R-8129105 and up
-14	761 652	C	* SKY MASK WITH MICROPHONE AND CONNECTOR ASSEMBLY - Pilot (includes lap mike switch)	1	32R-8029001 thru 32R-8129104
	761 743	C	* SKY MASK WITH MICROPHONE AND CONNECTOR ASSEMBLY - Pilot	1	32R-8129105 and up
	761 653	C	* SKY MASK AND CONNECTOR ASSEMBLY Copilot	1	
	761 654	C	* TWO SKY MASKS WITH DUAL MANIFOLD ASSEMBLY - Passenger (with 5' hose)	1	
	761 655	C	* TWO SKY MASKS WITH DUAL MANIFOLD ASSEMBLY - Passenger (with 7.5' hose)	1	

When ordering, always specify Part Number, Description, and Serial Number of Aircraft

FOR INSTRUCTIONAL USE ONLY
PIPER AIRCRAFT
PA-32R-301/301T
AIRPLANE PARTS CATALOG

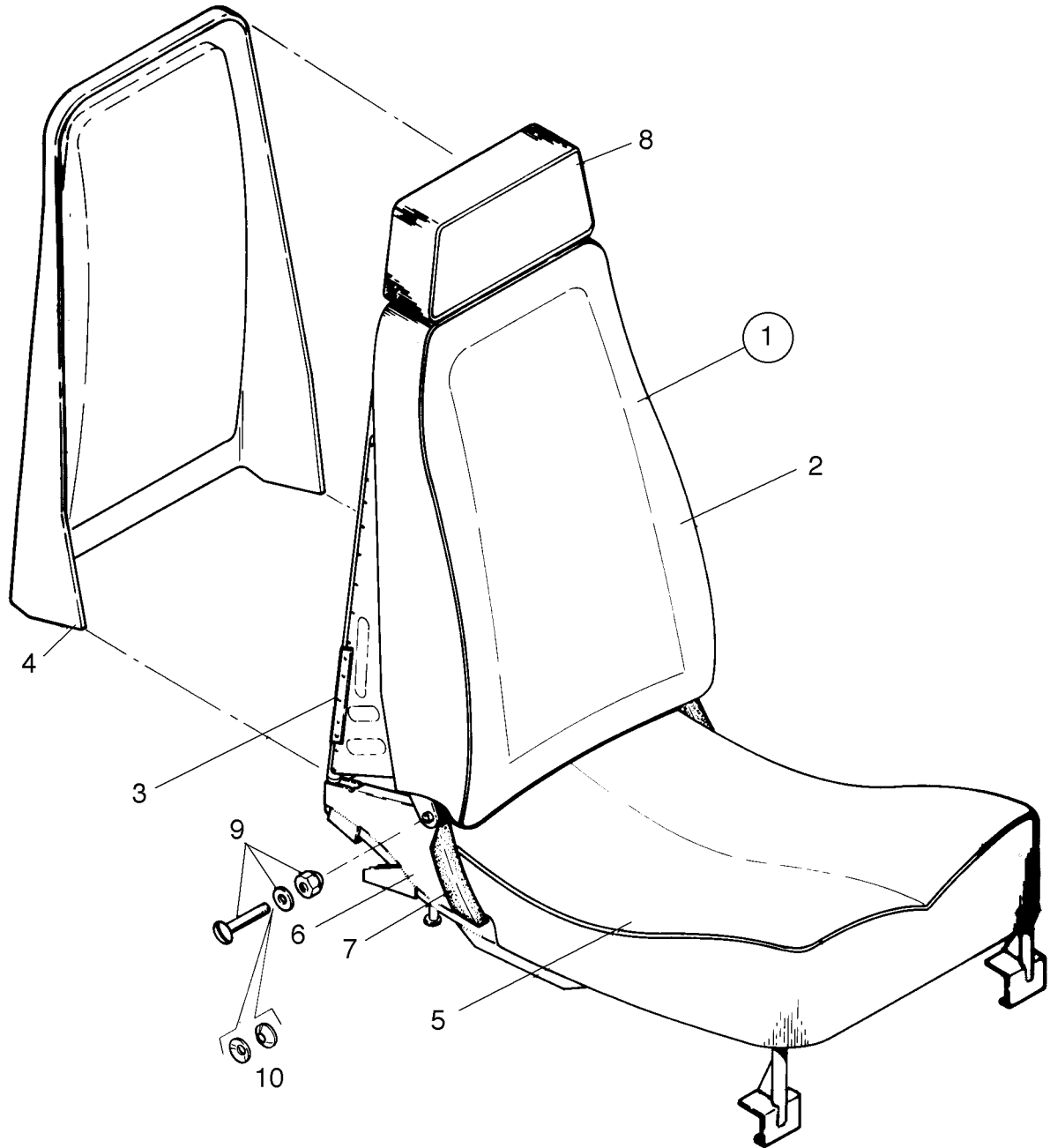


Figure 43. Aft Facing Seat Assembly - Center

Reissued: May 27, 1999

FOR INSTRUCTIONAL USE ONLY
PIPER AIRCRAFT
PA-32R-301/301T
AIRPLANE PARTS CATALOG

CODE EXPLANATIONS FOR FIGURE 43

- A - When ordering, specify color.
- B - When ordering, specify with or without map rack.
- C - When ordering, specify color and material.
- D - When ordering, specify color.
- E - Used on PA-32R-301 with serial numbers 32R-8013001 to 32R-8213071 inclusive, and PA-32R-301T with serial numbers 32R-8029001 to 32R-8229078 inclusive.
- F - Used on PA-32R-301 with serial numbers 32R-8313001 and up, and PA-32R-301T with serial numbers 32R-8329001 and up.
- G - When ordering, specify color and material.

FOR INSTRUCTIONAL USE ONLY
PIPER AIRCRAFT
PA-32R-301/301T
AIRPLANE PARTS CATALOG

Figure and Index Number	Part Number	Code	Nomenclature	No. Req.	Serial Numbers Affected	
43-1	37799-16	A,B,E	SEAT ASSEMBLY - Center, aft facing	2		
	37799-22	F,G	SEAT ASSEMBLY - Center, aft facing	2		
	37799-17	C,E	SEAT ASSEMBLY - Center, aft facing (luxurious)	2		
	37799-25	F,G	SEAT ASSEMBLY - Center, aft facing (luxurious)	2		
	-2	37799-03	A,B,E	* CUSHION ASSEMBLY - Seat back	1	
		37799-20	F,G	* CUSHION ASSEMBLY - Seat back	1	
37799-11		C,E	* CUSHION ASSEMBLY - Seat back (luxurious)	1		
	37799-23	F,G	* CUSHION ASSEMBLY - Seat back (luxurious)	1		
	-3	37796-02	** FRAME ASSEMBLY - Seat back	1		
		-4	37823-02	** COVER ASSEMBLY - Seat back (without map rack)	1	
	37823-07		** COVER ASSEMBLY - Seat back (without map rack) (luxurious)	1		
	37840-02	D	** COVER ASSEMBLY - Seat back (with map rack)	1		
-5	37799-04	A,E	* CUSHION ASSEMBLY - Seat bottom	1		
	37799-21	F,G	* CUSHION ASSEMBLY - Seat bottom	1		
	37799-12	C,E	* CUSHION ASSEMBLY - Seat bottom (luxurious)	1		
	37799-24	F,G	* CUSHION ASSEMBLY - Seat bottom (luxurious)	1		
-6	37797-02		** FRAME ASSEMBLY - Seat bottom	1		
-7	37824-02	D	** COVER - Seat bottom	2		
-8	36938-02	A	* HEADREST ASSEMBLY - Seat	1		
	36938-03	C	* HEADREST ASSEMBLY - Seat (luxurious)	1		
-9	400 916		* SCREW - (AN24-26A)	2		
	407 565		* WASHER - (AN960-416)	4		
	477 708		* NUT - (26C-048)	2		
-10	408 834		* WASHER - (AM251215)	2		

When ordering, always specify Part Number, Description, and Serial Number of Aircraft

Reissued: May 27, 1999

FOR INSTRUCTIONAL USE ONLY
PIPER AIRCRAFT
PA-32R-301/301T
AIRPLANE PARTS CATALOG

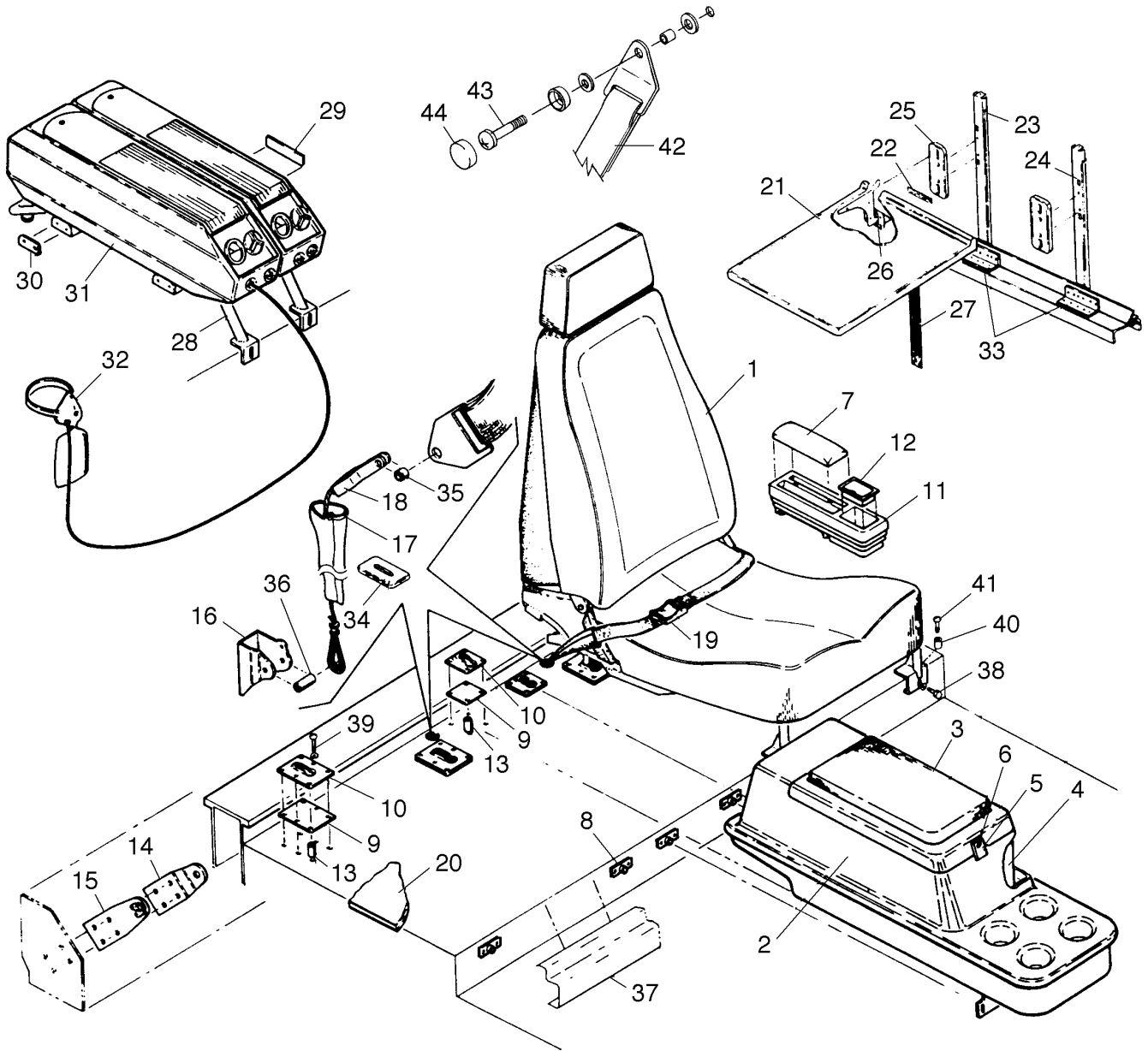


Figure 44. Club Seating Installation

FOR INSTRUCTIONAL USE ONLY
PIPER AIRCRAFT
PA-32R-301/301T
AIRPLANE PARTS CATALOG

CODE EXPLANATIONS FOR FIGURE 44

- A - See Figure 43 for component parts.
- B - When ordering, specify color.
- C - When ordering, specify color and material.
- D -
- E - Used on PA-32R-301 with serial numbers 3213029, and 3213042 and up.
- F - Used on PA-32R-301T only.
- G - Used on PA-32R-301 with serial numbers 32R-8113001 and up, and PA-32R-301T with serial numbers 32R-8129001 and up.
- H - Used on PA-32R-301 with serial numbers 32R-8213001 and up, and PA-32R-301T with serial numbers 32R-8229001 and up.
- J - Used if center console is not installed.
- K - Used if center console is installed.
- L - Used on PA-32R-301 with serial numbers 32R-8013001 to 32R-8213071 inclusive, and PA-32R-301T with serial numbers 32R-8029001 to 32R-8229078 inclusive.
- M - Used on PA-32R-301 with serial numbers 32R-8113001 to 32R-8213071 inclusive, and PA-32R-301T with serial numbers 32R-8129001 to 32R-8229078 inclusive.
- N - Used on PA-32R-301 with serial numbers 32R-8313001 and up, and PA-32R-301T with serial numbers 32R-8329001 and up.
- P - Used on PA-32R-301 with serial numbers 32R-8213001 to 32R-8213071 inclusive, and PA-32R-301T with serial numbers 32R-8229001 to 32R-8229078 inclusive.

FOR INSTRUCTIONAL USE ONLY
PIPER AIRCRAFT
PA-32R-301/301T
AIRPLANE PARTS CATALOG

Figure and Index Number	Part Number	Code	Nomenclature	No. Req.	Serial Numbers Affected
44-	37825		DRAWING - Club Seats Installation		
-1	37799-16	A,B,L	SEAT ASSEMBLY - Center, aft facing	2	
	37799-22	A,N,C	SEAT ASSEMBLY - Center, aft facing	2	
	37799-17	A,C,L	SEAT ASSEMBLY - Center, aft facing (luxurious)	2	
	37799-25	A,N,C	SEAT ASSEMBLY - Center, aft facing (luxurious)	2	
-2	79750-00	B	CONSOLE ASSEMBLY - Refreshment	1	
-3	579 420	L	* ARM PAD ASSEMBLY - Console (camel)	1	
	680 005	N	* ARM PAD ASSEMBLY - Console (red, vinyl)	1	
	552 517	M	* ARM PAD ASSEMBLY - Console (firethorn red, vinyl)	1	
	551 957		* ARM PAD ASSEMBLY - Console (firethorn red, velour)	1	
	559 792	N	* ARM PAD ASSEMBLY - Console (firethorn red, leather)	1	
	551 958	L	* ARM PAD ASSEMBLY - Console (bucks skin, velour)	1	
	680 007	N	* ARM PAD ASSEMBLY - Console (light bucks skin, vinyl)	1	
	559 804	N	* ARM PAD ASSEMBLY - Console (light bucks skin, leather)	1	
	680 006	N	* ARM PAD ASSEMBLY - Console (blue, vinyl)	1	
	552 518	M	* ARM PAD ASSEMBLY - Console (dark blue, vinyl)	1	
	551 959		* ARM PAD ASSEMBLY - Console (dark blue, velour)	1	
	559 757	N	* ARM PAD ASSEMBLY - Console (dark blue, leather)	1	
	552 516	G	* ARM PAD ASSEMBLY - Console (dark cedar, knit)	1	
	579 118	H	* ARM PAD ASSEMBLY - Console (dark cedar, velour)	1	
	559 781	N	* ARM PAD ASSEMBLY - Console (dark cedar, leather)	1	
	579 116	H	* ARM PAD ASSEMBLY - Console (dark carmine, velour)	1	
	680 004	N	* ARM PAD ASSEMBLY - Console (dark saddle, knit)	1	
	559 769	N	* ARM PAD ASSEMBLY - Console (dark saddle, leather)	1	
	579 117	H	* ARM PAD ASSEMBLY - Console (sandalwood, fabric)	1	
	680 132	N	* ARM PAD ASSEMBLY - Console (patrician sandalwood, fabric)	1	
-4	758 097		* ICE CHEST - Console (3076-3)	1	
-5	761 301		* LATCH ASSEMBLY - (07-10-201-12) black	1	
-6	519 900		* SCREW - (MS51862-4C)	4	
-7	580 731	L	PAD - Armrest, camel	2	
	680 001	N	PAD - Armrest, red (vinyl)	2	
	579 227	M	PAD - Armrest, firethorn red (vinyl)	2	
	579 472		PAD - Armrest, firethorn red (velour)	2	
	559 793	N	PAD - Armrest, firethorn red (leather)	2	
	579 473	L	PAD - Armrest, bucks skin (velour)	2	
	680 003	N	PAD - Armrest, light bucks skin (vinyl)	2	
	559 805	N	PAD - Armrest, light bucks skin (leather)	2	
	680 002	N	PAD - Armrest, blue (vinyl)	2	
	579 228	M	PAD - Armrest, dark blue (vinyl)	2	
	579 474		PAD - Armrest, dark blue (velour)	2	
	559 758	N	PAD - Armrest, dark blue (leather)	2	
	579 226	G	PAD - Armrest, dark cedar (knit)	2	
	579 115	P	PAD - Armrest, dark cedar (velour)	2	
	559 782	N	PAD - Armrest, dark cedar (leather)	2	
	579 113	P	PAD - Armrest, dark carmine (velour)	2	
	680 000	N	PAD - Armrest, dark saddle (knit)	2	
	559 770	N	PAD - Armrest, dark saddle (leather)	2	
	579 114	H	PAD - Armrest, sandalwood (fabric)	2	
	680 131	N	PAD - Armrest, patrician sandalwood (fabric)	2	
-8	37850-02		PLATE ASSEMBLY - Seats	6	
-9	99140-00		PLATE - Seat attachment	6	
-10	99141-03		PLATE - Seat attachment	6	
-11	66710-17		HOUSING ASSEMBLY - Armrest, left	1	
	66710-16		HOUSING ASSEMBLY - Armrest, right	1	
-12	763 003		* ASH TRAY - (S-25-AR-C)	1	

When ordering, always specify Part Number, Description, and Serial Number of Aircraft

FOR INSTRUCTIONAL USE ONLY
PIPER AIRCRAFT
PA-32R-301/301T
AIRPLANE PARTS CATALOG

Figure and Index Number	Part Number	Code	Nomenclature	No. Req.	Serial Numbers Affected
44-13	95061-09		SPACER	36	
-14	37834-02		LINK - Seat belt attachment	2	
-15	37835-02		LINK - Seat belt attachment	2	
-16	37839-02		FITTING - Seat belt attachment	2	
-17	68022-14		BOOT - Seat belt attachment, black	2	
-18	96908-00		CABLE ASSEMBLY - Seat belt	2	
-19	551 391		BELT ASSEMBLY - Lap, center aft facing seats	2	
	564 868	E	BELT ASSEMBLY - Lap, buckle end, center aft facing seats	2	
	564 867	E	BELT ASSEMBLY - Lap, adjustable end, center aft facing seats	2	
-20	37829-03		PANEL ASSEMBLY - Floor, center	1	
-21	36800-02		TABLE ASSEMBLY	1	
-22	35669-104		* PLACARD - Table stowage	1	
-23	36801-02		BRACKET ASSEMBLY - Table, mounting, forward	1	
-24	36801-03		BRACKET ASSEMBLY - Table, mounting, aft	1	
-25	36803-02		ESCUTCHEON - Table mount	2	
-26	36802-02		CLIP COVER - Table	2	
-27	65440-10		STRAP ASSEMBLY - Table	1	
-28	79770-11	F	FRAME ASSEMBLY - Oxygen bottle support	1	
-29	35669-13	F	* PLACARD - Oxygen bottle installation	1	
-30	79778-02	B,F	CAP - Oxygen bottle support	4	
-31	470 959	F	KIT - Complete oxygen system (802180-01)	1	32R-8029001 thru 32R-8129104
	470 638	F	KIT Complete oxygen system (802180-06)	1	32R-8129105 and up
-32	761 652	F	* SKY MASK WITH MICROPHONE AND CONNECTOR ASSEMBLY - Pilot (Includes lap mike switch)	1	32R-8029001 thru 32R-8129104
	761 743	F	* SKY MASK WITH MICROPHONE AND CONNECTOR ASSEMBLY - Pilot	1	32R-8129105 and up
	761 653	F	* SKY MASK AND CONNECTOR ASSEMBLY - Copilot	1	
	761 654	F	* TWO SKY MASKS WITH DUAL MANIFOLD ASSEMBLY - Passenger (with 5')	1	
	761 655	F	* TWO SKY MASKS WITH DUAL MANIFOLD ASSEMBLY - Passenger (with 7.5')	1	
-33	37825-07		ANGLE - Table mounting bracket	2	
-34	67970-02	B	COVER - Seat belt fitting (luxurious)	2	
-35	63900-149		BUSHING	2	
-36	95061-157		BUSHING	2	
-37	68613-800	J	STRIP - Trim	1	
	68613-801	K	STRIP - Trim	1	
-38	400 009		BOLT - (AN4-14A)	6	
	407 585		WASHER - (AN960-416L)	6	
-39	415 540		SCREW - (MS35206-250)	36	
	407 563		WASHER - (AN960-8)	36	
	404 910		NUT - (MS20365-832C)	36	
-40	95061-08		SPACER	6	
-41	414 772		SCREW - (MS24693-S55)	6	
	494 101		WASHER - (PS10092-1-2C)	6	
-42	551 594		BELT ASSEMBLY - Shoulder, center aft facing seats (fixed)	2	
	564 860	E	BELT ASSEMBLY - Shoulder, center aft facing seats (fixed)	2	
-43	415 363		SCREW - (MS27039-4-14)	2	
	63900-07		SPACER	2	
	407 565		WASHER - (AN960-416)	2	
	407 567		WASHER - (AN960-616)	2	
	406 333		NUT - (A1788-8Z-1)	2	
	76221-00		CLIP - Shoulder harness retaining	4	
-44	655 100		COVER - Screw	2	
	452 104		BASE - Screw cover	2	

When ordering, always specify Part Number, Description, and Serial Number of Aircraft

Reissued: May 27, 1999

FOR INSTRUCTIONAL USE ONLY
PIPER AIRCRAFT
PA-32R-301/301T
AIRPLANE PARTS CATALOG

THIS PAGE INTENTIONALLY LEFT BLANK

FOR INSTRUCTIONAL USE ONLY
PIPER AIRCRAFT
PA-32R-301/301T
AIRPLANE PARTS CATALOG

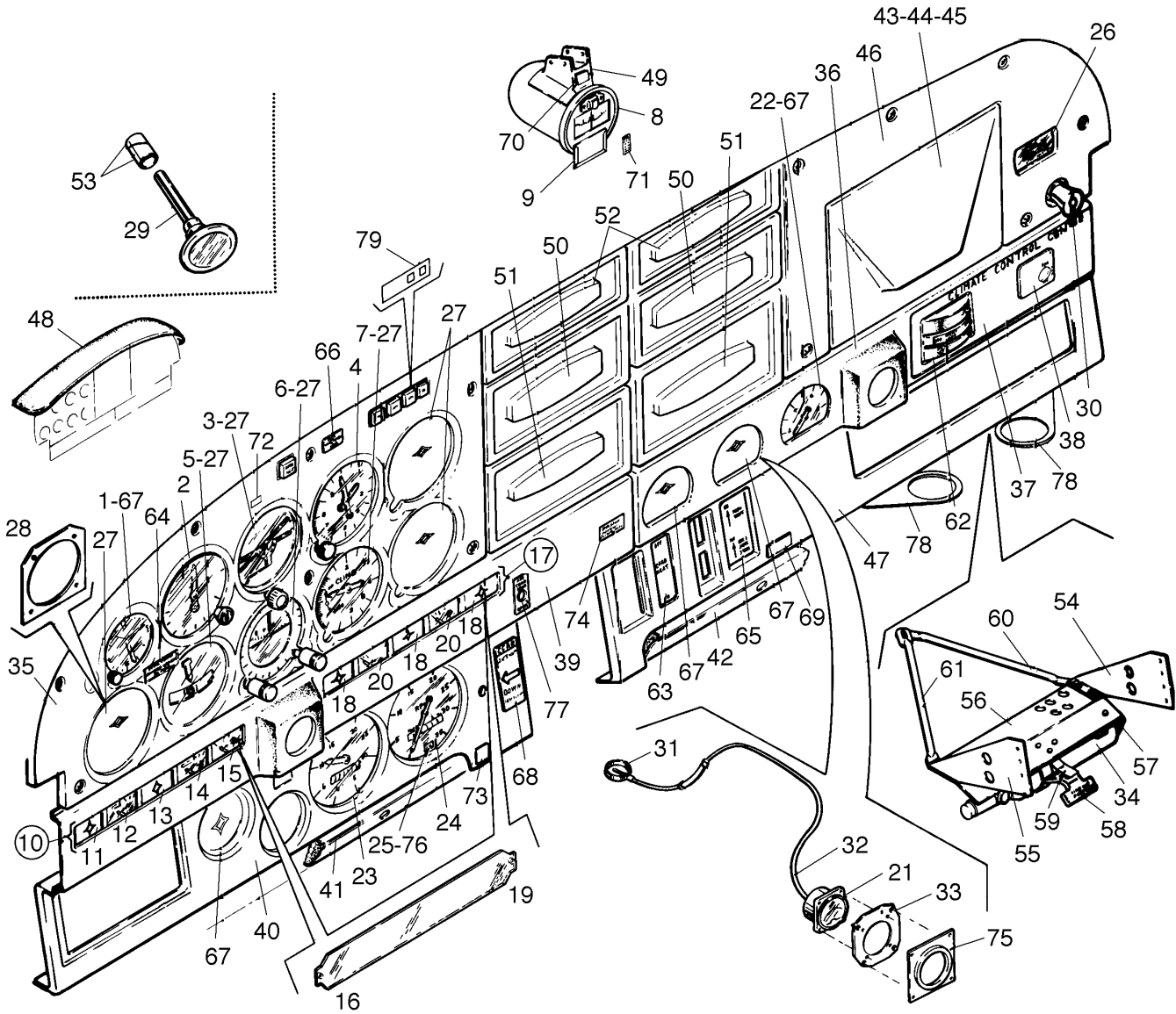


Figure 45. Instrument Panel Installation
(PA-32R-301 s/n 32R-8013001 and up, 3213001 thru 3213028, 3213030 thru 3213041)
PA-32R-301T

FOR INSTRUCTIONAL USE ONLY
PIPER AIRCRAFT
PA-32R-301/301T
AIRPLANE PARTS CATALOG

CODE EXPLANATIONS FOR FIGURE 45

- A - Used on PA-32R-301 only.
- B - Used on PA-32R-301T only.
- C - When ordering, specify color.
- D - Used on PA-32R-301 only. Refer to item no. 79 and order appropriate annunciator light seal, if applicable.
- E - Used on PA-32R-301T only. Refer to item no. 79 and order appropriate annunciator light seal, if applicable.
- F - Used if Collins DME-451 is not installed.
- G - Used if NSD-360 is installed.
- H - Used if Century 41 AutoPilot is installed.
- J - Used if King KFC-200 AutoPilot is installed.
- K - Used on aircraft that comply with German Government Requirements.
- L - See Figure 91 if AutoControl IIIB is installed, or Figure 92 if AltiMatic IIIC is installed.
- M - See Figure 90 if AutoFlite II is installed.
- N - Used if Hartzell three-blade propeller is installed.
- O - Used on PA-32R-301 with serial numbers 32R-8013083 and up, and PA-32R-301T with serial numbers 32R-8029080 and up. This part includes cable assembly.
- P - Used on PA-32R-301 with serial numbers 32R-8013001 to 32R-8013150 inclusive, and PA-32R-301T with serial numbers 32R-8029001 to 32R-8029131 inclusive.
- Q - Used on PA-32R-301 with serial numbers 32R-8113001 and up, and PA-32R-301T with serial numbers 32R-8129001 and up.
- R - Used if a 90 amp Ford alternator is installed.
- S - Used on PA-32R-301 with serial numbers 32R-8013001 and up, and PA-32R-301T with serial numbers 32R-8029001 to 32R-8029025 inclusive. If two or three blade heated propeller system has been installed on PA-32R-301T serial numbers 32R-8029001 to 32R-8029025 inclusive, order item number 72.
- T - Used on PA-32R-301T with serial numbers 32R-8029026 and up. Also used on PA-32R-301T with serial numbers 32R-8029001 to 32R-8029025 inclusive if two or three blade heated propeller system has been installed.
- U - See Figure 80A if pneumatic deice system is installed, Figure 88A if two-blade heated propeller system is installed, or Figure 88B if three-blade heated propeller system is installed.
- V - Used if Hartzell two-blade propeller is installed.
- X - Used on PA-32R-301 with serial numbers 32R-8013001 to 32R-8113046 inclusive, and PA-32R-301T with serial numbers 32R-8029001 to 32R-8129046 inclusive.
- Y - Used on PA-32R-301 with serial numbers 32R-8113047 and up, and PA-32R-301T with serial numbers 32R-8129047 and up.
- Z - Used if Century 21 AutoPilot or Century 31 AutoPilot is installed.
- AA- Used when radios are installed in place of glove compartment box.
- AB- Used on PA-32R-301 with serial numbers 32R-8013001 and up, and PA-32R-301T with serial numbers 32R-8129012 and up.
- AC- When ordering, specify color.
- AD- Used on PA-32R-301 with serial numbers 32R-8013001 to 32R-8113094 inclusive, and PA-32R-301T with serial numbers 32R-8029001 to 32R-8129090 inclusive.
- AE- Used on PA-32R-301 with serial numbers 32R-8113095 and up, and PA-32R-301T with serial numbers 32R-8129091 and up.
- AF- Used with tachometer p/n 62177-16 only.
- AG- Used if a 60 amp Prestolite alternator is installed.
- AH- Used if two or three blade heated propeller system is installed.
- AJ- Used if heated windshield panel, ice viewing light, or two or three blade heated propeller system is installed.
- AK- Used on PA-32R-301 with serial numbers 32R-8313001 and up, and PA-32R-301T with serial numbers 32R-8329001 and up.
- AL- Used if air conditioning has been installed.
- AM - Used if fresh air blower has been installed.
- AN- Used if King KFC-200 AutoPilot and Collins DME-451 are both installed.
- AO- Used if NSD-360 and Collins DME-451 are both installed.
- AP- Used if Collins DME-451 is installed with either Century 21 AutoPilot or Century 31 AutoPilot.
- AQ- Used if Century 41 AutoPilot and Collins DME-451 are both installed.
- AR- Used if Vacuum System is installed, and Baggage Door Annunciator Light is not installed.
- AS- Used if Baggage Door Annunciator Light is installed, and Vacuum System is not installed.
- AT- When replacing gauge or sender with Rochester gauge or Rochester sender for the first time, a new instrument case assembly is required.
- AU- Both gauge and sender must be replaced on first Rochester gauge or Rochester sender replacement.
- AV- DISTRIBUTORS: For more information on replacing engine gauges and senders, see Piper Aircraft Service Spares Letter 406.
- AW- See latest revision of Piper Service Bulletin 811.
- AY- Used if Externally Shunted Ammeter Kit 765 186 is installed.

FOR INSTRUCTIONAL USE ONLY
PIPER AIRCRAFT
PA-32R-301/301T
AIRPLANE PARTS CATALOG

Figure and Index Number	Part Number	Code	Nomenclature	No. Req.	Serial Numbers Affected
45-	69331 38453 69815 35680 87453	AK	DRAWING - Instruments installation, Engine DRAWING - Instruments Installation, Flight DRAWING - Instrument Panel Cover Installation DRAWING - Fire Extinguisher Installation DRAWING - Crew Cup Holder Installation		
-1	99478-00 548 868		INSTRUMENT - Clock INSTRUMENT - Clock, electric (PS50139-2-1)	1 1	
-2	548 501 548 502 548 504 548 505	B B A A	INSTRUMENT - Airspeed (PS50049-55S), knots INSTRUMENT - True airspeed, adjustable (PS50049-55T), knots INSTRUMENT - Airspeed, (PS50049-56S-2), knots INSTRUMENT - True airspeed, adjustable (PS50049-56T-2), knots	1 1 1 1	
-3	550 887 99002-08	L L	INSTRUMENT - Gyro horizon (99002-03) INSTRUMENT - Gyro horizon (Aeritalia S.P.A. 36101P)	1 1	
-4	548 330 548 331 548 407		INSTRUMENT - Altimeter, sensitive (scale in inches of mercury and millibars to 20,000 feet) INSTRUMENT - Altimeter, sensitive (scale in inches of mercury and millibars to 35,000 feet) INSTRUMENT - Altimeter, encoding (scale in inches of mercury and millibars to 35,000 feet)	 1 1	
-5	550 483 548 190 548 517	M M M,O	INSTRUMENT - Turn and bank (1234T100-5) electric INSTRUMENT - Turn coordinator (1394T100) electric INSTRUMENT - Turn coordinator (PS50030-13-2) (with internal lighting)	1 1 1	
-6	755 427 99003-07	L L	INSTRUMENT - Directional gyro INSTRUMENT - Directional gyro (Aeritalia S.P.A. 31101P)	1 1	
-7	99010-02		INSTRUMENT - Rate of climb	1	
-8	67462-06		INSTRUMENT - Compass assembly	1	
-9	79650-02		* HOLDER - Compass card	1	
-10	06205-05 86552-07 86552-05 95241-29 86552-10	AD,AG,AV A B,AG B,R B,R	CLUSTER ASSEMBLY - Instrument, left CLUSTER ASSEMBLY - Instrument, left CLUSTER ASSEMBLY - Instrument, left CLUSTER ASSEMBLY - Instrument, left CLUSTER ASSEMBLY - Instrument, left	1 1 1 1 1	32R-8113095 and up 32R-8129091 and up 32R-8029001 thru 32R-8129090 32R-8129091 and up
-11	79376-00 87368-02 87365-02	A A B,AU,AV	* PLATE ASSEMBLY - Cover * GAUGE - Dummy * GAUGE - Cylinder head temperature	1 1 1	32R-8013001 thru 32R-8113094 32R-8113095 and up
-12	87382-02 87360-02	A,AT,AV B,AT,AV	* GAUGE - Oil pressure * GAUGE - Oil pressure	1 1	
-13	79376-00 87368-02	AD AE	* PLATE ASSEMBLY - Cover * GAUGE - Dummy	1 1	
-14	87366-02	AU,AV	* GAUGE - Oil temperature	1	
-15	687 277	AD,AG,AV AW,AY	* GAUGE - Ammeter, 60 amp	1	
	87367-02 39650-02 87359-02	AE,AG B,R B,R	* GAUGE - Ammeter, 60 amp * GAUGE - Ammeter, 100 amp * GAUGE - Ammeter, 100 amp	1 1 1	32R-8029001 thru 32R-8129090 32R-8129091 and up
- 16	79381-00		* LENS - Cluster assembly	1	

When ordering, always specify Part Number, Description, and Serial Number of Aircraft

Reissued: May 27, 1999

FOR INSTRUCTIONAL USE ONLY
PIPER AIRCRAFT
PA-32R-301/301T
AIRPLANE PARTS CATALOG

Figure and Index Number	Part Number	Code	Nomenclature	No. Req.	Serial Numbers Affected
45-17	06205-08	AD,AV	CLUSTER ASSEMBLY - Instrument, right	1	
	86552-04	AE	CLUSTER ASSEMBLY - Instrument, right	1	
-18	79376-00	AD	* PLATE ASSEMBLY - Cover	3	
	87368-02	AE	* GAUGE - Dummy	3	
-19	79381-00		* LENS - Cluster assembly	1	
-20	38224-04		GAUGE - Fuel, left and right main, 47.5 gal.	2	
-21	751 912	A	GAUGE - EGT	1	
	755 061	B	GAUGE - EGT	1	
-22	99480-00		GAUGE - Suction (1G10-1)	1	
-23	548 343	A	GAUGE - Manifold pressure and fuel flow	1	
	98675-03	B	GAUGE - Manifold pressure and fuel flow	1	
-24	87379-07	A	INSTRUMENT- Tachometer	1	
	87379-04	B	INSTRUMENT- Tachometer	1	
	87379-03	N	INSTRUMENT- Tachometer	1	
-25	35669-172	B,AF	* PLACARD - Reduce power	1	
-26	548 421		INDICATOR - Engine hour meter	1	
-27	67431-00		PLATE ASSEMBLY - Cover, Instrument panel	7	
-28	99214-00		PLATE - Support	AR	
-29	99479-02		GAUGE - Air temperature	1	
-30	472 969		LIGHTER - Cigar (208634)	1	
-31	757 310	A	PROBE ASSEMBLY - EGT	1	
	763 427	B	PROBE ASSEMBLY - EGT	1	
-32	756 616	A	WIRE ASSEMBLY - EGT	1	
	763 706	B	WIRE ASSEMBLY - EGT	1	
-33	69080-00		COVER - EGT	1	
-34	459 849		FIRE EXTINGUISHER - (HA1014-01)	1	
-35	69816-12	C,D	COVER ASSEMBLY - Instrument panel, upper left	1	
	69816-13	C,E	COVER ASSEMBLY - Instrument panel, upper left	1	
	36848-04	A,C,F,J	COVER ASSEMBLY - Instrument panel, upper left	1	32R-8013001 thru 32R-8013150
	36848-02	B,C,F,J	COVER ASSEMBLY - Instrument panel, upper left	1	32R-8029001 thru 32R-8029131
	36848-13	A,C,F,J	COVER ASSEMBLY - Instrument panel, upper left	1	32R-8113001 and up
	36848-11	B,C,F,J	COVER ASSEMBLY - Instrument panel, upper left	1	32R-8129001 and up
	36848-12	C,D,AN	COVER ASSEMBLY - Instrument panel, upper left	1	
	36848-10	C,E,AN	COVER ASSEMBLY - Instrument panel, upper left	1	
	79571-34	C,D,F,G	COVER ASSEMBLY - Instrument panel, upper left	1	
	79571-40	C,E,F,G	COVER ASSEMBLY - Instrument panel, upper left	1	
	79571-35	C,D,AO	COVER ASSEMBLY - Instrument panel, upper left	1	
	79571-41	C,E,AO	COVER ASSEMBLY - Instrument panel, upper left	1	
	79571-39	C,D,F,Z	COVER ASSEMBLY - Instrument panel, upper left	1	32R-8113001 and up
	79571-45	C,E,F,Z	COVER ASSEMBLY - Instrument panel, upper left	1	32R-8129001 and up
	79571-38	C,D,AP	COVER ASSEMBLY - Instrument panel, upper left	1	32R-8113001 and up
	79571-44	C,E,AP	COVER ASSEMBLY - Instrument panel, upper left	1	32R-8129001 and up
	79571-37	C,D,F,H	COVER ASSEMBLY - Instrument panel, upper left	1	32R-8113001 and up
	79571-43	C,E,F,H	COVER ASSEMBLY - Instrument panel, upper left	1	32R-8129001 and up
	79571-36	C,D,AQ	COVER ASSEMBLY - Instrument panel, upper left	1	32R-8113001 and up
	79571-42	C,E,AQ	COVER ASSEMBLY - Instrument panel, upper left	1	32R-8129001 and up
-36	69831-02		COVER ASSEMBLY - Instrument panel, right, black	1	
	69831-09	AL	COVER ASSEMBLY - Instrument panel, right, black	1	
	69831-07	AM	COVER ASSEMBLY - Instrument panel, right, black	1	
	69831-10	AJ	COVER ASSEMBLY - Instrument panel, right, black	1	
	69831-12	AJ,AL	COVER ASSEMBLY - Instrument panel, right, black	1	
	69831-11	AJ,AM	COVER ASSEMBLY - Instrument panel, right, black	1	
-37	69678-02		* PLACARD - Air conditioning control panel	1	
-38	35669-38		* PLACARD - Vent fan control	1	
-39	69338-02	X	COVER - Instrument panel, left, black	1	
	69338-07	Y	COVER - Instrument panel, left, black	1	
	69338-06	AJ	COVER - Instrument panel, left, black	1	

When ordering, always specify Part Number, Description, and Serial Number of Aircraft

FOR INSTRUCTIONAL USE ONLY
PIPER AIRCRAFT
PA-32R-301/301T
AIRPLANE PARTS CATALOG

Figure and Index Number	Part Number	Code	Nomenclature	No. Req.	Serial Numbers Affected
45-40	69817-03	C P	COVER ASSEMBLY - Instrument panel, lower left	1	
	69817-09	C,Q	COVER ASSEMBLY - Instrument panel, lower left	1	
	69817-11	C,H,Q	COVER ASSEMBLY - Instrument panel, lower left	1	
	36877-02	J	COVER ASSEMBLY - Instrument panel, lower left	1	
-41	69569-00	AC	CHANNEL ASSEMBLY - Shin guard, left	1	
-42	69570-00	AC	CHANNEL ASSEMBLY - Shin guard, right	1	
-43	69328-00		BOX- Glove	1	
-44	69329-00		DOOR - Glove box	1	
-45	69330-04	C	COVER - Glove box	1	
-46	69659-00	C	COVER - Instrument panel, upper right	1	
	76498-02	C,AA	COVER - Instrument panel, upper right	1	
-47	69901-02	C	COVER ASSEMBLY - Instrument panel, lower right	1	
	69901-05	C,AH	COVER ASSEMBLY - Instrument panel, lower right	1	
-48	78109-04		SHIELD ASSEMBLY - Glare, black	1	
-49	79600-00		HOUSING ASSEMBLY - Compass	1	
-50	99060-06	C	COVER ASSEMBLY - Radio opening, 6.56 x 3.25	2	
-51	99061-06	C	COVER ASSEMBLY - Radio opening, 6.56 x 3.56	2	
-52	99062-06	C	COVER ASSEMBLY - Radio opening, 6.44 x 1.78	2	
-53	79314-00		SPACER - Air temperature gauge, inner	1	
	79314-02		SPACER - Air temperature gauge, outer	1	
-54	35680-05		BRACKET ASSEMBLY - Fire extinguisher	1	
-55	35680-06		BRACKET ASSEMBLY - Fire extinguisher	1	
	35680-24	AH	BRACKET ASSEMBLY - Fire extinguisher	1	
-56	35680-26		BRACKET ASSEMBLY - Fire extinguisher	1	
-57	35680-12		BRACKET ASSEMBLY - Fire extinguisher	1	
-58	35680-11		TAB ASSEMBLY - Fire extinguisher	1	
-59	35680-22		BRACKET - Fire extinguisher	1	
-60	35680-15		BRACE - Fire extinguisher support	1	
-61	35680-16		BRACE - Fire extinguisher support	1	
-62	35669-28		PLACARD - Heater and defrost (lift to actuate)	1	
-63	69545-00		PLACARD - Alternate air	1	
-64	35669-160		PLACARD - Demonstrated crosswind	1	
-65	69669-21		PLACARD - Navigation and instrument lights	1	
-66	69669-39		PLACARD - Press to test	1	
-67	67431-04		PLATE ASSEMBLY - Cover, instrument panel	5	
-68	35669-161		PLACARD - Gear "up-down" speed	1	
-69	35669-138		PLACARD - Emergency bus switch	1	
-70	35669-165	B	PLACARD - Compass deviation	1	32R-8029001 thru 32R-8129011
-71	87369-27	AB	PLACARD - Caution compass deviation	1	
-72	35669-101	T	PLACARD - Air condition door open	1	
-73	66837-00		PLACARD - Mike jack	1	
-74	35669-76	B,U,V	PLACARD - Altitude leaning limitations	1	
-75	69169-00		PLATE - EGT	1	
-76	87369-04	A	PLACARD - Reduce power	1	
	69669-181	A,K	PLACARD - Reduce power	1	
-77	99921-00	S	PLACARD - Air condition door light	1	
-78	87451-02	AK	HOLDER - Crew cup, left	1	
	87451-03	AK	HOLDER - Crew cup, right	1	
-79	87504-05	A	SEAL - Annunciator lights (with four cutouts)	1	
	87504-07	A	SEAL - Annunciator lights (with two cutouts)	1	
	87504-06	A,AR	SEAL - Annunciator lights (with three cutouts)	1	
	87504-08	A,AS	SEAL - Annunciator lights (with three cutouts)	1	
	87504-02	B	SEAL - Annunciator lights (with five cutouts)	1	
	87504-04	B	SEAL - Annunciator lights (with three cutouts)	1	
	87504-03	B,AR	SEAL - Annunciator lights (with four cutouts)	1	
	87504-09	B,AS	SEAL - Annunciator lights (with four cutouts)	1	

When ordering, always specify Part Number, Description, and Serial Number of Aircraft

Reissued: May 27, 1999

FOR INSTRUCTIONAL USE ONLY
PIPER AIRCRAFT
PA-32R-301/301T
AIRPLANE PARTS CATALOG

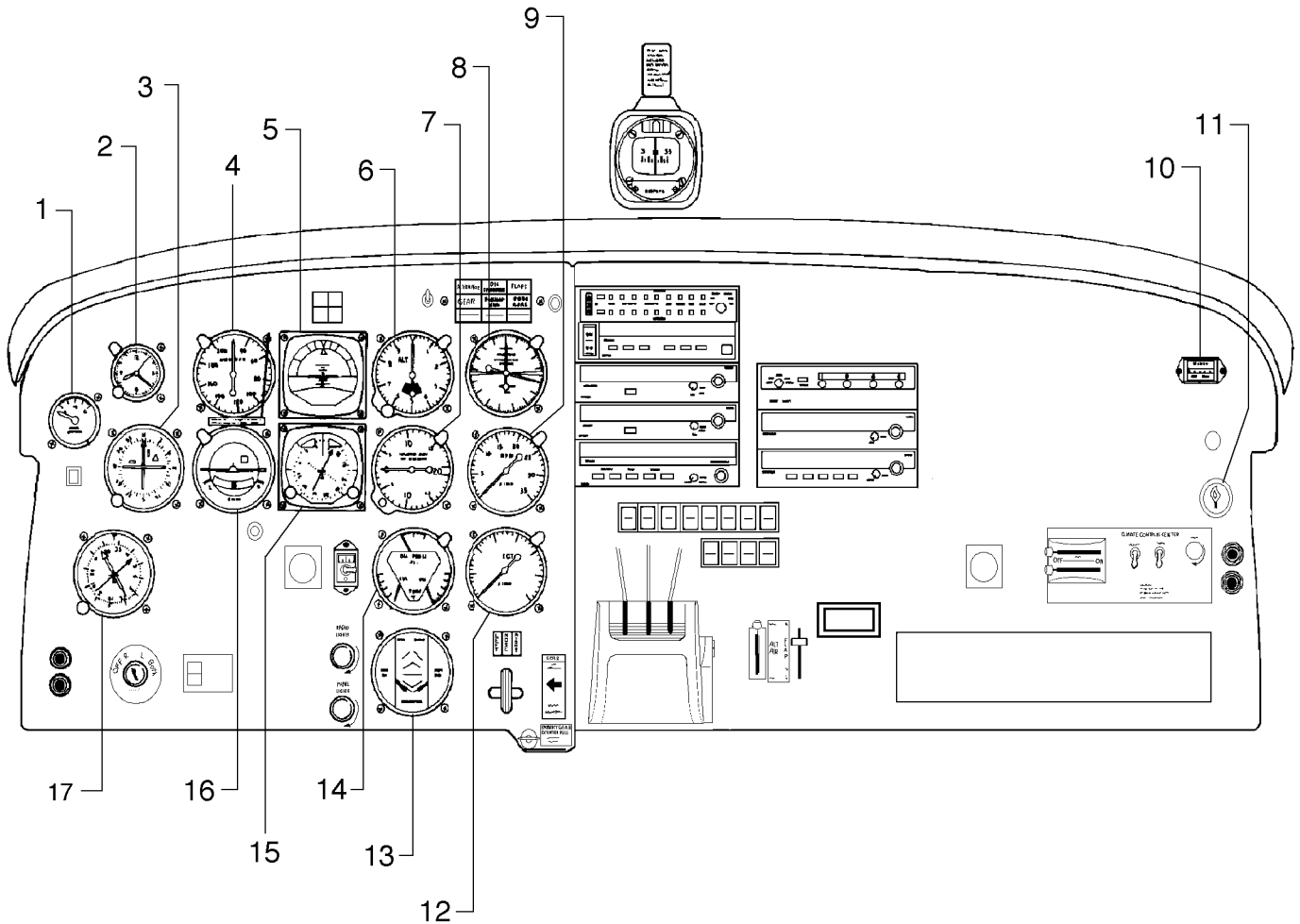


Figure 45A. Instrument Panel Installation
(PA-32R-301 s/n 3213029, and 3213042 and up)

FOR INSTRUCTIONAL USE ONLY
PIPER AIRCRAFT
PA-32R-301/301T
AIRPLANE PARTS CATALOG

CODE EXPLANATIONS FOR FIGURE 45A

FOR INSTRUCTIONAL USE ONLY
PIPER AIRCRAFT
PA-32R-301/301T
AIRPLANE PARTS CATALOG

Figure and Index Number	Part Number	Code	Nomenclature	No. Req.	Serial Numbers Affected
45A-	85343 38453		DRAWING - Instruments Installation, Engine DRAWING - Instruments Installation, Flight		
-1	99480-03		INSTRUMENT - Vacuum gauge (599 537)	1	
-2	548 868		INSTRUMENT - Clock (PS50139-2-1)	1	
-3	548 291		INSTRUMENT - KI-206 VOR/LOC Glide Slope (PS50040-6-14)	1	
-4	599 542		INSTRUMENT - Airspeed (PS50049-63T)	1	
-5	651 610		INSTRUMENT - KI-256 Flight command	1	
-6	548 330		INSTRUMENT - Altimeter (PS50008-10)	1	
-7	99010-05		INSTRUMENT - Rate of Climb (550 556)	1	
-8	548 343		INSTRUMENT - Manifold pressure and fuel flow (PS50031-16)	1	
-9	87379-07		INSTRUMENT - Tachometer (548 614) (PS50048-15-5)	1	
-10	51006-00		INSTRUMENT - Engine hour meter (550 580)	1	
-11	472 969		LIGHTER - Cigar	1	
-12	599 543		INSTRUMENT - Exhaust gas temperature (PS50159-4-1)	1	
-12a	481 388		PROBE - Exhaust gas temperature	1	
-13	599 535		INSTRUMENT - Fuel quantity (PS50160-3)	1	
-14	599 534		INSTRUMENT - Engine gauge (oil temperature, oil pressure, cylinder head temperature) (PS50160-4)	1	
-15	470 588		INSTRUMENT - KI-525 Pictorial navigation	1	
-16	95219-00		INSTRUMENT - Turn coordinator (548 190) (PS50030-3-5)	1	
-17	598 181		INSTRUMENT - KI-227 ADF (PS50040-20-10)	1	
-18	87713-25		GLARESHIELD ASSEMBLY	1	

When ordering, always specify Part Number, Description, and Serial Number of Aircraft

FOR INSTRUCTIONAL USE ONLY
PIPER AIRCRAFT
PA-32R-301/301T
AIRPLANE PARTS CATALOG

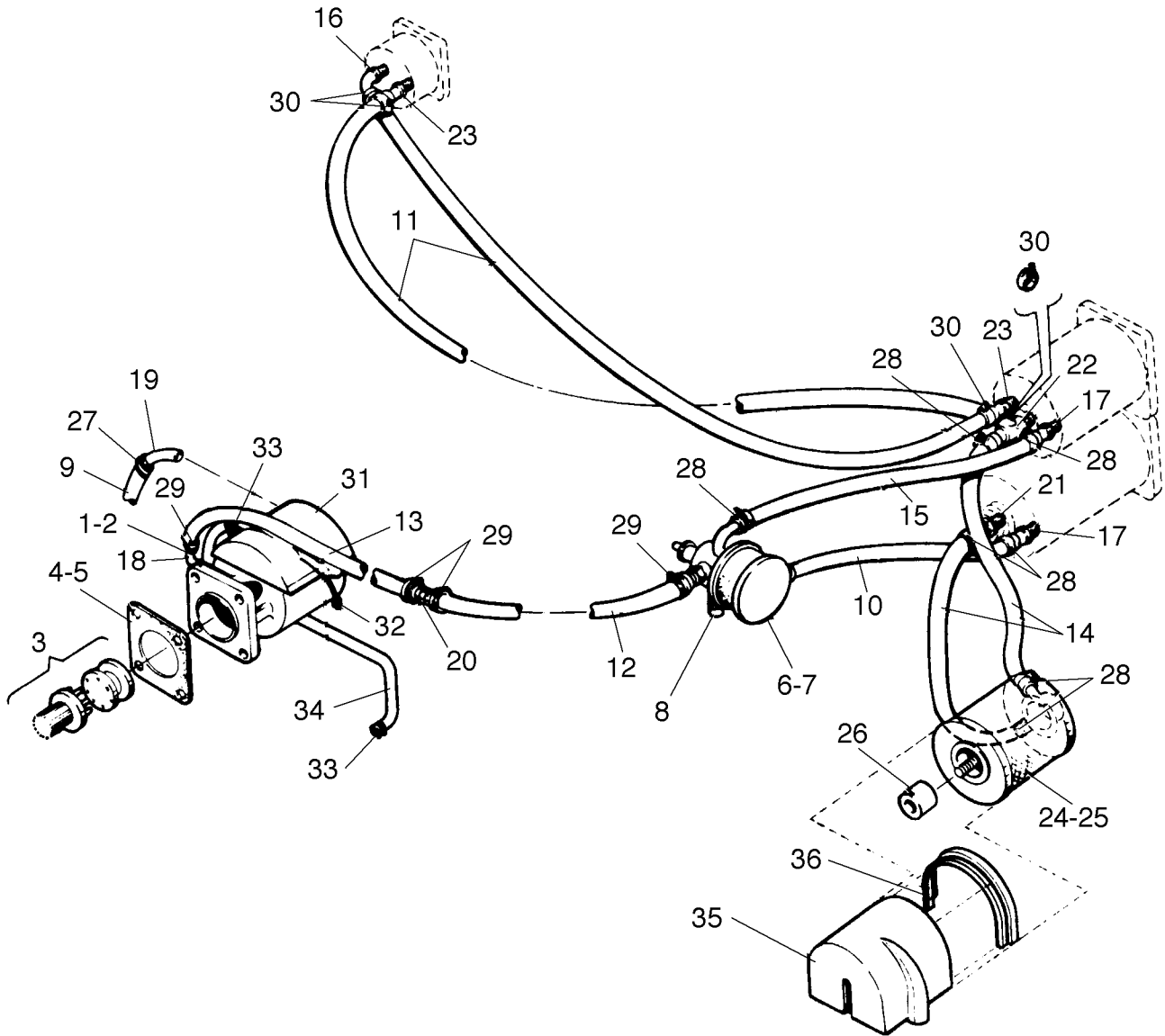


Figure 46. Vacuum System Installation

Reissued: May 27, 1999

FOR INSTRUCTIONAL USE ONLY
PIPER AIRCRAFT
PA-32R-301/301T
AIRPLANE PARTS CATALOG

CODE EXPLANATIONS FOR FIGURE 46

- A - Used on PA-32R-301 only.
- B - Used on PA-32R-301T only.
- C - Used with Vacuum Pump p/n 26749-07 (Airborne 211CC) only.
- D - Used with Vacuum Pump p/n 36535-02 (Edo-Aire 1U128-001) only.
- E - See Figure 80A if Pneumatic Deicer System is installed.
- F - Used if Heated Glass Panel is installed.
- G - See Figure 99A if Norton Radar System is installed.

FOR INSTRUCTIONAL USE ONLY
PIPER AIRCRAFT
PA-32R-301/301T
AIRPLANE PARTS CATALOG

Figure and Index Number	Part Number	Code	Nomenclature	No. Req.	Serial Numbers Affected
46-	69370	A	DRAWING - Vacuum System Installation		
	98585	B	DRAWING - Vacuum System Installation		
-1	754 575		KIT - Vacuum pump drive (79005)	1	
-2	26749-07	E	PUMP - Dry vacuum (Airborne 211CC)	1	
	36535-02	E	PUMP - Dry vacuum (Edo-Aire 1U128-002)	1	
-3	753 910	C	* COUPLING ASSEMBLY KIT - Vacuum pump drive (No. 350)	1	
-4	751 859	C	* * GASKET - Vacuum pump mounting (B3-1-2)	1	
-5	462 023	D	* GASKET - Vacuum pump mounting (AN4045-1)	1	
-6	492 240		VALVE - Suction regulating (2H3-19)	1	
-7	751 815		* FILTER - Regulating valve (B3-5-1)	1	
-8	757 790		* SWITCH - (F7-16-1)	1	
-9	63904-29	A,G	HOSE - Vacuum pump exhaust	1	
	69015-50	B,G	HOSE - Vacuum pump exhaust	1	
-10	63913-55		HOSE - Gyros to regulator valve	1	
-11	63913-71		HOSE - Gyro horizon to suction gauge	2	
-12	69015-51		HOSE - Regulator valve to firewall fitting	1	
-13	63913-64	A	HOSE - Vacuum pump to firewall fitting	1	
	63913-42	B,E	HOSE - Vacuum pump to firewall fitting	1	
-14	63913-07		HOSE - Gyros to air filter	2	
-15	63913-50		HOSE - Gyro to regulator valve	1	
-16	458 948		ELBOW - (1K1-2-4)	1	
-17	451 939		ADAPTER - (1K10-4-6)	2	
-18	458 958		ELBOW - (1K1-6-10)	1	
-19	558 900		ELBOW - (1K8-6-8)	1	
-20	460 807		FITTING - (1K22-10-10)	1	
-21	558 912		ELBOW - (1K9-4-6)	1	
-22	460 836		FITTING - (1 K31-6-4)	1	
-23	451 881		ADAPTER- (1K10-2-4)	2	
-24	460 888		FILTER ASSEMBLY - Gyro air (66673-00)	1	
-25	757 899		* CARTRIDGE - Air filter (D9-18-1)	1	
-26	63900-146	A	SPACER - Air filter	1	
-27	554 985	A	CLAMP - Hose (SAE 11)	1	
	454 837	B	CLAMP - Hose (SAE TY A-7/8)	1	
-28	554 888		CLAMP - Hose (GS6)	8	
-29	554 793	A	CLAMP - Hose (SAE TY F-8)	4	
	454 837	B	CLAMP - Hose (SAE TY A-7/8)	4	
-30	554 861		CLAMP - Hose (SAE TY F-4)	4	
-31	98592-02	B	SHROUD ASSEMBLY - Vacuum pump	1	32R-8029001 thru 32R-8029062
-32	555 846	B	CLAMP - (PS10017-23-60)	1	32R-8029001 thru 32R-8029062
-33	554 896		CLAMP - (SAE TY A-1 1/2)	2	
-34	63633-162	B,E	HOSE - Vent	1	
-35	36636-04	B,F	COVER - Filter, gyro air	1	
-36	187 606	B,F	* MOULDING - Vinyl	1'	

When ordering, always specify Part Number, Description, and Serial Number of Aircraft

Reissued: May 27, 1999

FOR INSTRUCTIONAL USE ONLY
PIPER AIRCRAFT
PA-32R-301/301T
AIRPLANE PARTS CATALOG

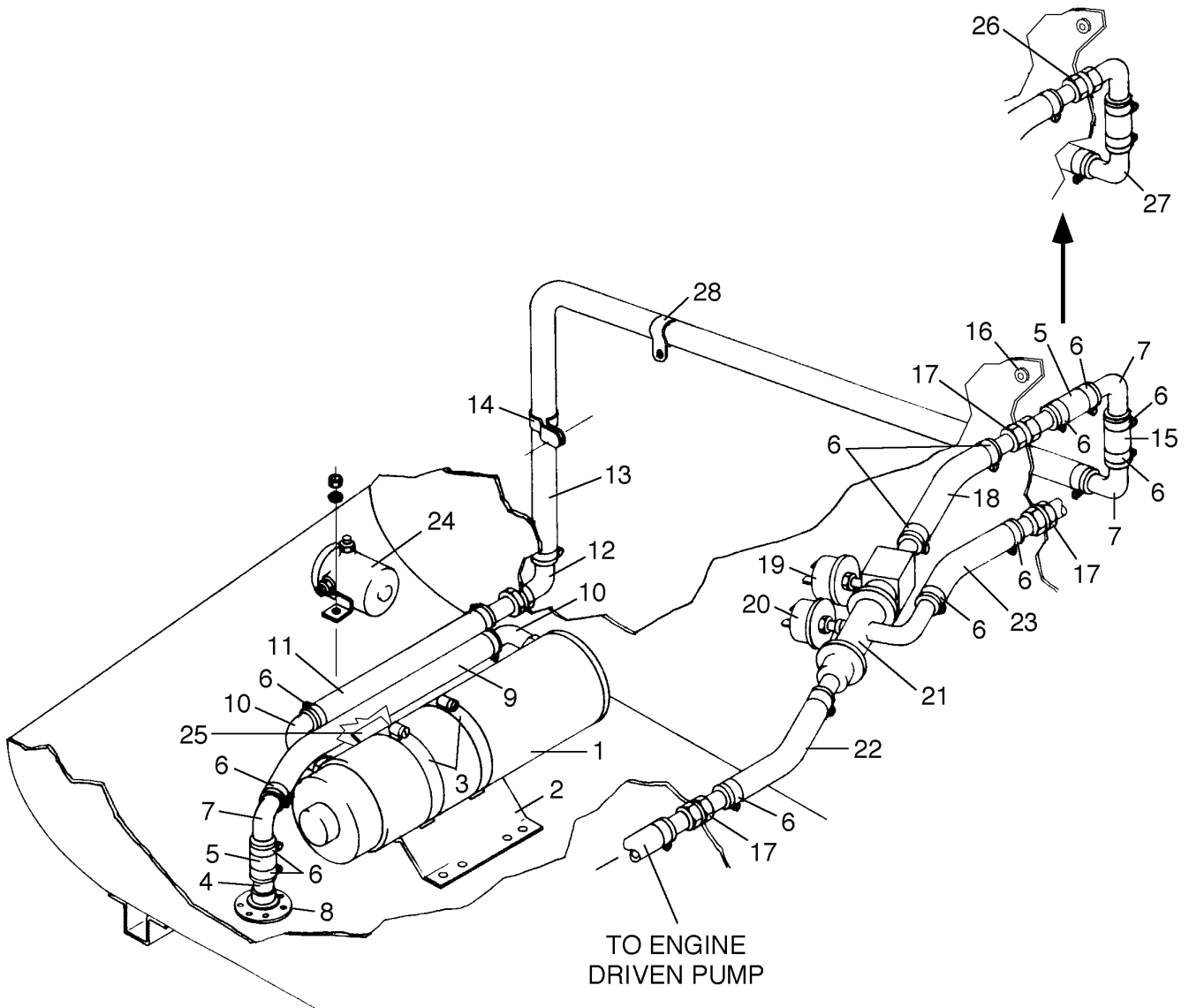


Figure 46A. Standby Vacuum System Installation

FOR INSTRUCTIONAL USE ONLY
PIPER AIRCRAFT
PA-32R-301/301T
AIRPLANE PARTS CATALOG

CODE EXPLANATIONS FOR FIGURE 46A

- A - Used on PA-32R-301 with serial numbers 3213029 and 3213042 and up, and PA-32R-301T with serial numbers 32R-8529018 and 32R-8629001 and up.

FOR INSTRUCTIONAL USE ONLY
PIPER AIRCRAFT
PA-32R-301/301T
AIRPLANE PARTS CATALOG

Figure and Index Number	Part Number	Code	Nomenclature	No. Req.	Serial Numbers Affected
46A-	87778		DRAWING - Standby Vacuum System Installation		
-1	765 551		PUMP ASSEMBLY - (4A3-1)	1	
-2	758 690		BRACKET - Pump support (D5-78-1)	1	
-3	654 186		CLAMP - (PS10017-23-52)	2	
-4	754 906		FITTING ASSEMBLY - Exhaust (A9-233-1)	1	
-5	84013-47		HOSE	2	
-6	554 639		CLAMP - (PS10017-23-10)	17	
-7	764 534		ELBOW - 90 degree beaded (D4-19-9)	3	
-8	765 500		SHIELD - Exhaust (D5-83-1)	1	
-9	84013-79		HOSE	1	
-10	458 958		ELBOW - 90 degree (1K1-6-10)	2	
-11	84013-82		HOSE	1	
-12	560 987		FITTING - 90 degree bulkhead (1K43-10-10)	1	
-13	84013-95		HOSE	1	
-14	554 775		CLAMP - (PS10017-2-15)	1	
	411 532		SCREW - (MS35207-263)	1	
	407 564		WASHER - (AN960-10)	1	
	404 887		NUT - (MS20365-1032C)	1	
-15	84013-21		HOSE	1	
-16	758 691		BUSHING - (116A10003-04)	2	
-17	460 807		FITTING - Bulkhead (1K22-10-10)	1	
-18	84013-55		HOSE	1	
-19	765 496		SWITCH - (F7-16-3)	1	
-20	757 790		SWITCH - (F7-16-1)	1	
-21	761 814		MANIFOLD - (1H5-21)	1	
-22	84013-74		HOSE	1	
-23	84013-59		HOSE	1	
-24	762 669		CONTACTOR	1	
-25	754 895		FILTER - EMI (F7-84-1)	1	
-26	560 987	A	FITTING - 90 degree bulkhead (1K43-10-10)	1	
-27	764 533	A	ELBOW - (D4-139-1)	1	
-28	554 775	A	CLAMP - (PS10017-2-15)	1	
	411 532	A	SCREW - (MS35207-263)	1	
	407 564	A	WASHER - (AN960-10)	1	
	404 887	A	NUT - (MS20365-1032C)	1	

When ordering, always specify Part Number, Description, and Serial Number of Aircraft

FOR INSTRUCTIONAL USE ONLY
PIPER AIRCRAFT
PA-32R-301/301T
AIRPLANE PARTS CATALOG

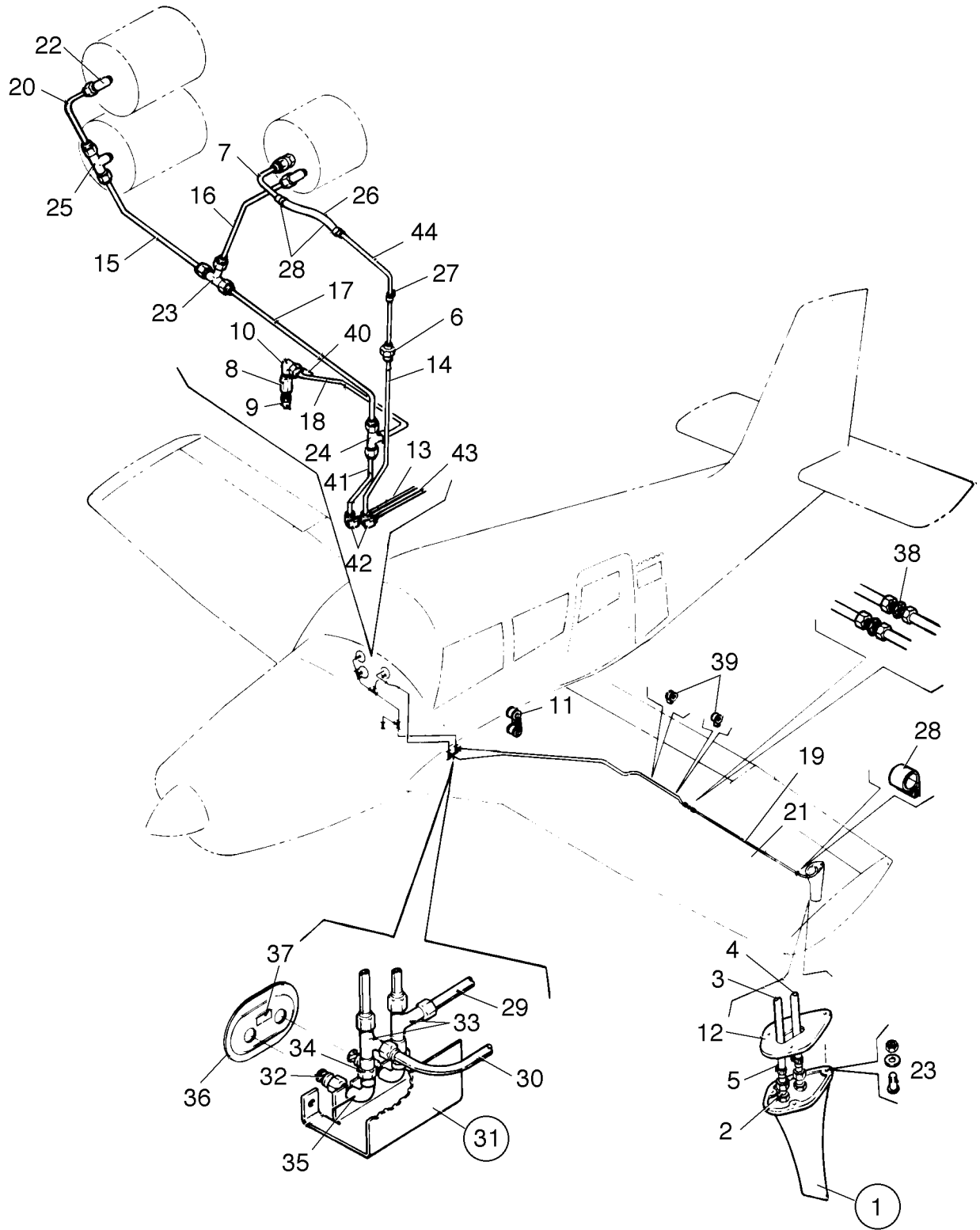


Figure 47. Pitot Static System Installation

Reissued: May 27, 1999

FOR INSTRUCTIONAL USE ONLY
PIPER AIRCRAFT
PA-32R-301/301T
AIRPLANE PARTS CATALOG

CODE EXPLANATIONS FOR FIGURE 47

- A - Used if heated pitot head is installed.
- B - Used if encoding altimeter is installed.
- C - Used if rate of climb instrument is installed.
- D - See Figure 96 if Narco encoder is installed.
- E - Used if alternate static system is installed.
- F - When ordering, specify color.
- G - See Figure 89 if electric trim stop sensor is installed.
- H - Used on PA-32R-301 with serial numbers 32R-8013001 to 32R-8213001 inclusive, and PA-32R-301T with serial numbers 32R-8029001 to 32R-8229006 inclusive.
- J - Used on PA-32R-301 with serial numbers 32R-8213002 and up, and PA-32R-301T with serial numbers 32R-8229007 and up.

FOR INSTRUCTIONAL USE ONLY
PIPER AIRCRAFT
PA-32R-301/301T
AIRPLANE PARTS CATALOG

Figure and Index Number	Part Number	Code	Nomenclature	No. Req.	Serial Numbers Affected
47-	38548		DRAWING - Pitot Static System Installation		
-1	65797-08		HEAD ASSEMBLY - Pitot (unheated)	1	
	69041-08	H	HEAD ASSEMBLY - Pitot (heated)	1	
	96392-05	J	HEAD ASSEMBLY - Pitot (heated)	1	
-2	556 105		* CONNECTOR - (W/H 1068 x 4) Heated pitot head	2	
-3	63913-34		* HOSE - Pitot	1	
-4	63913-37		* HOSE - Static	1	
-5	488 722		* TIE - Cable (MS3367-4-9)	2	
-6	491 059	G	UNION - (AN832-3D)	1	
-7	63207-00		TUBE - Airspeed static	1	
-8	96143-00		VALVE ASSEMBLY - Static air vent	1	
-9	492 100		* VALVE - (CCA-7450)	1	
-10	458 893		* ELBOW - (AN822-3D)	1	
-11	654 086		CLAMP - (414S-3-6)	2	
-12	69042-02		GASKET - Pitot head	1	
	69042-00	A	GASKET - Pitot head	1	
-13	37343-79		TUBE ASSEMBLY - Pitot static	1	
-14	37343-82		TUBE ASSEMBLY - Pitot pressure	1	
-15	67700-350		TUBE ASSEMBLY - Pitot static	1	
-16	67700-66		TUBE ASSEMBLY - Pitot static	1	
-17	67700-351		TUBE ASSEMBLY - Pitot static	1	
-18	67700-172	D	TUBE ASSEMBLY - Pitot static	1	
-19	67700-317		TUBE ASSEMBLY - Pitot pressure	1	
-20	95153-101		TUBE ASSEMBLY - Pitot static	1	
	95153-158	B	TUBE ASSEMBLY - Pitot static	1	
-21	67700-347		TUBE ASSEMBLY - Pitot static	1	
-22	458 893		ELBOW- (AN822-3D)	1	
-23	488 315		TEE - (AN824-3D)	1	
-24	491 059	D	UNION - (AN832-3D)	1	
	488 315	D,E	TEE - (AN824-3D)	1	
-25	491 059		UNION - (AN832-3D)	1	
	488 380	C	TEE - (AN825-3D)	1	
-26	63913-106		HOSE - Pitot pressure	1	
-27	554 953		CLAMP - (PS10017-8-3)	1	
-28	554 861		CLAMP - (SAE TY F-4)	4	
-29	67700-346		TUBE ASSEMBLY - Pitot static	1	
-30	67700-316		TUBE ASSEMBLY - Pitot pressure	1	
-31	37994-02		SUMP ASSEMBLY - Pitot static	1	
-32	492 241		* VALVE - (PS50036-2-2)	2	
-33	488 310		* TEE - (AN826-3D)	2	
-34	455 173		* COUPLING - (AN910-1D)	2	
-35	35696-02		* ELBOW	2	
-36	35507-02	F	COVER ASSEMBLY - Pitot static drain	1	
-37	69669-115		* PLACARD - Pitot drain	1	
-38	491 112		UNION - (62 x 3)	2	
-39	454 928		CLAMP - (PS10017-2-3)	2	
-40	78113-00		CLIP ASSEMBLY - Alternate static source	1	
-41	37343-81		TUBE ASSEMBLY - Pitot static	1	
-42	458 879		ELBOW - (AN821-3D)	2	
-43	37343-78		TUBE ASSEMBLY - Pitot pressure	1	
-44	37343-80		TUBE ASSEMBLY - Pitot pressure	1	

When ordering, always specify Part Number, Description, and Serial Number of Aircraft

FOR INSTRUCTIONAL USE ONLY
PIPER AIRCRAFT
PA-32R-301/301T
AIRPLANE PARTS CATALOG

THIS PAGE INTENTIONALLY LEFT BLANK

FOR INSTRUCTIONAL USE ONLY
PIPER AIRCRAFT
PA-32R-301/301T
AIRPLANE PARTS CATALOG

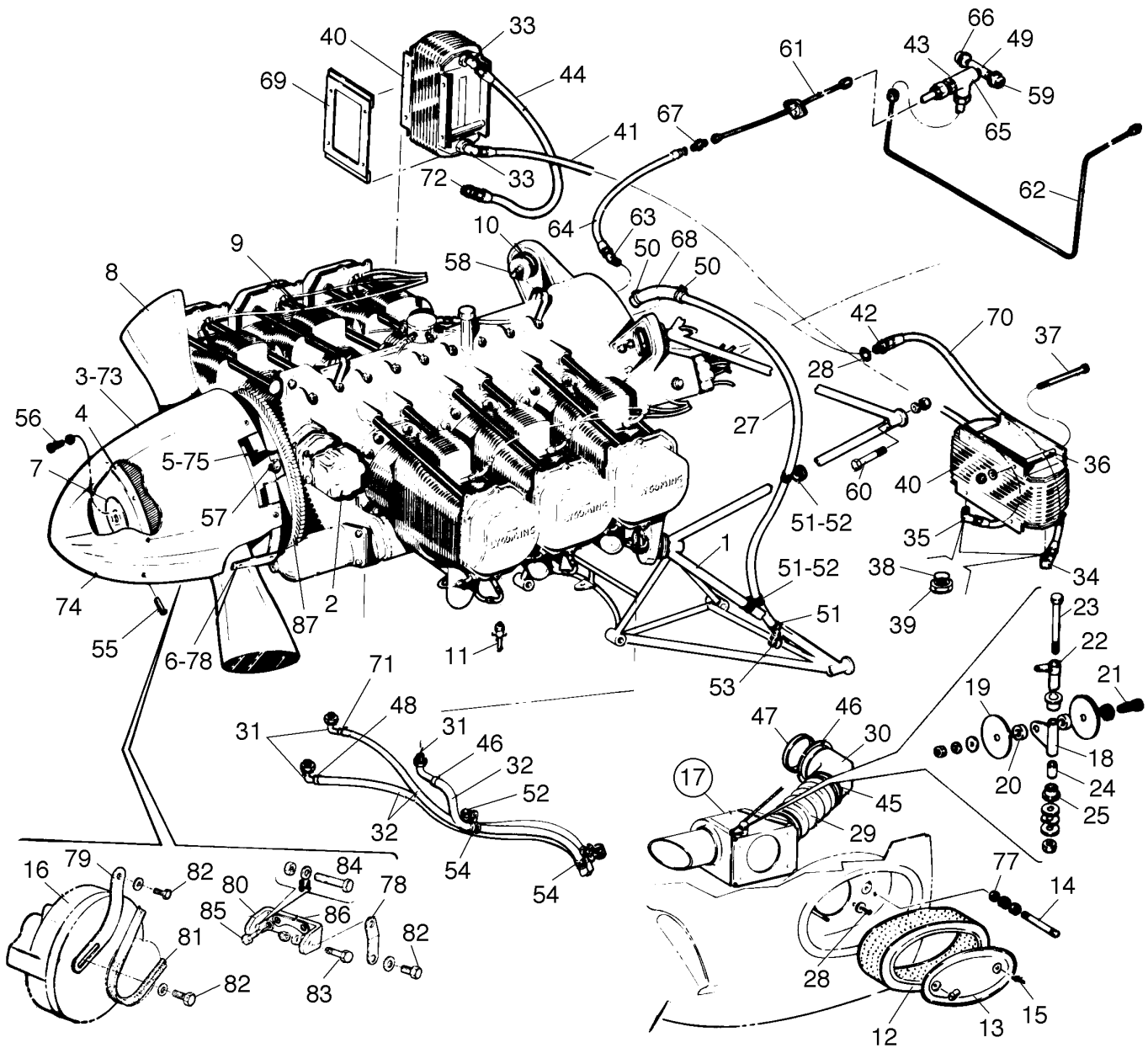


Figure 48. Power Plant Installation
(PA-32R-301)

Reissued: May 27, 1999

FOR INSTRUCTIONAL USE ONLY
PIPER AIRCRAFT
PA-32R-301/301T
AIRPLANE PARTS CATALOG

CODE EXPLANATIONS FOR FIGURE 48

- A - See Figure 56 for component parts.
- B - Secure from Textron Lycoming Corporation, Williamsport, PA.
- C - Used if engine hour meter is installed.
- D - See Figure 56A for component parts.
- E - Used with Hartzell two blade propeller.
- F - Used with Hartzell three blade propeller.
- G - See Figure 86 for component parts.
- H - If less than four mounts are being replaced, ascertain number which is stamped on rubber part of mount and order either 475 131 (J-3804-31) or 470 644 (J-3804-40). If four mounts are being replaced, it is suggested that four of part number 470 644 (J-3804-40) be ordered.
- J - Used if air conditioning is not installed. See Figure 77 if air conditioning is installed.
- K - Used if air conditioning is installed.
- L - Used if air conditioning is not installed.
- M - Optional polished spinner available for three-bladed propeller installations only.
- N - Used on PA-32R-301 with serial numbers 3213029 and 3213042 and up.
- P - Used on PA-32R-301 s/n 3213042 and up with a 28 volt electrical system.
- Q - See Figure 59, Engine Controls Installation (PA-32R-301).

FOR INSTRUCTIONAL USE ONLY
PIPER AIRCRAFT
PA-32R-301/301T
AIRPLANE PARTS CATALOG

Figure and Index Number	Part Number	Code	Nomenclature	No. Req.	Serial Numbers Affected
48-	38013		DRAWING - Power Plant Installation		
	38164		DRAWING - Propeller Installation (Two Blade)		
	38672		DRAWING - Propeller and Spinner Installation (Three Blade)		
	38019		DRAWING - Induction System Installation		
	38172		DRAWING - Engine Instrument Lines Installation		
	35920	L	DRAWING - Alternator Installation (Prestolite)		
	85234	N	DRAWING - Power Plant Installation		
-1	38020-00		MOUNT ASSEMBLY - Engine and nose gear strut	1	32R-8013001 thru 32R-8013150
	38729-18		MOUNT ASSEMBLY - Engine and nose gear strut	1	32R-8113001 and up
-2	66634-08		GOVERNOR- Propeller	1	
	751 833		GASKET - Propeller governor	1	
-3	67790-00	E	SPINNER SHELL - Propeller	1	
-4	67793-03	E	BULKHEAD ASSEMBLY - Spinner, forward	1	
-5	67791-03	E	BULKHEAD ASSEMBLY - Spinner, aft	1	
-6	67794-00	E	CUFF - Spinner	2	
-7	99499-00	E	PLATE - Spinner	1	
-8	550 937	A	PROPELLER - Hartzell, two blade (PS50077-15)	1	
	550 993	D	PROPELLER - Hartzell, three blade (PS50077-55)	1	
	551 037	N	PROPELLER ASSEMBLY - Hartzell, three blade (PS50077-89)	1	
-9		B	ENGINE ASSEMBLY - Lycoming IO-540-K1G5D	1	
-10	475 131	H	MOUNTING KIT - Engine (J-3804-31) (red)	4	32R-8013001 thru 32R-8013150
	470 644	H	MOUNTING KIT - Engine (J-3804-40) (black)	4	32R-8013001 thru 32R-8013150
	475 115		MOUNTING KIT - Engine (J-9613-12) upper	2	32R-8113001 and up
	470 516		MOUNTING KIT - Engine (J-9613-19) lower	2	32R-8113001 and up
-11	61879-02		VALVE ASSEMBLY - Oil drain	1	
-12	89308-00		FILTER - Air	1	
-13	38019-05		CAP - Air filter	1	
	38019-14	N	CAP - Air filter	1	
-14	38019-03		STUD	2	
-15	407 584		WASHER - (AN960-10L)	2	
	407 104		WASHER - Lock (AN935-10)	2	
	477 668		WING NUT - (WC-02)	2	
-16	551 984	G	ALTERNATOR ASSEMBLY - (ALY-6421)	1	
	551 983	G.K	ALTERNATOR ASSEMBLY - (ALY-6422)	1	
-17	38080-00		VALVE BOX ASSEMBLY - Induction air	1	
-18	38080-09		* ARM ASSEMBLY	1	
-19	38080-16		* VALVE DISC	2	
-20	38080-15		* SPACER	2	
-21	401 269		* BOLT- (AN3-10A)	1	
	62833-07		* WASHER	2	
	407 043		* WASHER - Spring (MS35338-43)	1	
	404 887		* NUT - (MS20365-1032C)	1	
-22	38080-12		* CONTROL ASSEMBLY	1	
-23	401 343		* BOLT - (AN4-53)	1	
	407 591		* WASHER - (AN960-716L)	1	
	62833-86		* WASHER	1	
	587 384		* WASHER - Spring (3502-22-00)	1	
	404 101		* NUT- (AN310-4)	1	
	424 052		* COTTER PIN - (MS24665-134)	1	
-24	38080-17		* BUSHING	2	
-25	452 819		* BEARING - (MS17796-58)	2	
-26	479 402		O-RING - (MS28778-10)	2	
-27	38166-00		TUBE - Oil breather	1	
-28	407 584		WASHER - (AN960-10L)	4	
	416 209		SCREW - (AN502-10-10)	4	
-29	99849-08		HOSE - Air duct, flexible	1	
-30	69232-00		ELBOW ASSEMBLY - Engine air filter	1	

When ordering, always specify Part Number, Description, and Serial Number of Aircraft

Reissued: May 27, 1999

FOR INSTRUCTIONAL USE ONLY
PIPER AIRCRAFT
PA-32R-301/301T
AIRPLANE PARTS CATALOG

Figure and Index Number	Part Number	Code	Nomenclature	No. Req.	Serial Numbers Affected
48-31	24995-00		VALVE ASSEMBLY - Automatic fuel drain, left, right and center	3	
-32	69015-02		HOSE - Automatic fuel, drain, left	1	
	63913-26		HOSE - Automatic fuel, drain, right	1	
	69015-04		HOSE - Automatic fuel, drain, center	1	
-33	558 779		ELBOW - (5515X8)	2	
-34	458 905		ELBOW - (AN833-8D)	1	
-35	458 914		ELBOW- (AN837-8D)	1	
-36	86700-07		TUBE - Spacer	8	
-37	400 462		BOLT - (AN3-37A)	8	
	407 564		WASHER - (AN960-10)	16	
	407 584		WASHER - (AN960-10L)	16	
	404 887		NUT - (MS20365-1032C)	8	
-38	484 879		O-RING - (MS28778-8)	4	
-39	477 621		NUT - (AN924-8D)	4	
-40	557 564		COOLER ASSEMBLY - Oil (20014A)	2	
-41	63901-98		HOSE ASSEMBLY - Oil cooler	1	
-42	79869-02		REDUCER	1	
-43	477 629		NUT - (AN924-4)	1	
	407 591		WASHER - (AN960-716L)	1	
-44	63901-100		HOSE ASSEMBLY - Oil cooler to filter	1	
-45	554 883		CLAMP - (SAE TY A-4 1/16)	2	
-46	555 846		CLAMP - (PS10017-23-60)	1	
-47	69231-00		SPACER	1	
-48	454 806		CLAMP - (SAE TY E-7)	2	
-49	588 469		TEE - (1/8 MMS-S)	1	
-50	554 701		CLAMP - (SAE TY F-16)	2	
-51	554 775		CLAMP - (PS10017-2-15)	3	
-52	454 868		CLAMP - (PS10017-2-12)	3	
-53	454 935		CLAMP - (PS10017-2-10)	1	
-54	554 881		CLAMP - (PS10017-6-5)	2	
-55	415 379		SCREW - (MS51958-63)	28	
	494 227		WASHER - Fiber (PS10063-2)	28	
-56	401 301		BOLT- (AN4H-3A)	4	
	407 565		WASHER - (AN960-416)	AR	
-57	410 078	K	SCREW - (MS24694-S105)	12	
	401 310	L	BOLT- (AN4-10A)	12	
	407 565		WASHER - (AN960-416)	12	
	404 888		NUT- (MS20365-428C)	12	
-58-	401 521		BOLT- (AN7-27A)	4	
	401 527		BOLT- (AN7-34A)	2	
	401 533		BOLT- (AN7-33A)	2	
	407 568		WASHER - (AN960-716)	12	
	407 591		WASHER - (AN960-716L)	8	
	404 891		NUT - (MS20365-720C)	4	
-59	587 990	C	SWITCH - (M-4006-4)	1	
-60	401 405		BOLT- (AN6-25A)	5	
	407 567		WASHER - (AN960-616)	AR	
	477 887		NUT - (PS10062-8-624C)	5	
-61	67700-82		TUBE ASSEMBLY - Oil pressure gauge	1	
-62	67700-81		TUBE ASSEMBLY - Oil pressure gauge	1	
-63	68778-00		FITTING	1	
-64	63901-52		HOSE ASSEMBLY - Oil pressure	1	
-65	79038-00		FITTING - Bulkhead tee	1	
-66	587 961		SWITCH - Oil pressure (M-4011-35)	1	
	688 417	N	SWITCH - Oil pressure	1	
-67	491 055		UNION - (AN815-4)	1	
-68	63913-133		HOSE - Oil breather	1	

When ordering, always specify Part Number, Description, and Serial Number of Aircraft

FOR INSTRUCTIONAL USE ONLY
PIPER AIRCRAFT
PA-32R-301/301T
AIRPLANE PARTS CATALOG

Figure and Index Number	Part Number	Code	Nomenclature	No. Req.	Serial Numbers Affected
48-69	38155-00		SEAL ASSEMBLY - Oil cooler	2	
-70	63901-99		HOSE ASSEMBLY - Engine to oil cooler	1	
-71	454 983		CLAMP - (SAE TY E8)	1	
-72	484 139		REDUCER - (MS24399-D16)	1	
-73	38672-806	M	SPINNER ASSEMBLY - Propeller (PS50077-77)	1	
	585 060	F	SPINNER ASSEMBLY - Propeller (835-47)	1	
	587 726	N	SPINNER ASSEMBLY - Propeller (PS50077-90)	1	
-74	754 633	F	* DOME - Spinner (C-4548)	1	
-75	758 495	F	* BULKHEAD - Spinner (C-4549)	1	
-76	763 476	F	* PLATE - Filler (B-4522)	3	
-77	407 800		WASHER - (AN970-3)	4	
	404 887		NUT - (MS20365-1032C)	2	
	404 224		NUT - (AN315-3R)	2	
-78	35821-02	J	LINK - Alternator	1	
-79	35906-02	J	CHANNEL - Alternator support	1	
-80	35806-02	J	BRACKET - Alternator support	1	
-81	452 555	J	BELT - (3V-375)	1	
-82	401 971	J	BOLT - (MS20074-05-06)	3	
	407 566	J	WASHER - (AN960-516)	3	
	407 137	J	WASHER - (AN936-A516)	3	
-83	401 395	J	BOLT - (AN6-14A)	1	
	407 567	J	WASHER - (AN960-616)	2	
	404 890	J	NUT - (MS20365-624C)	1	
-84	401 394	J	BOLT - (AN6-13A)	1	
	407 567	J	WASHER - (AN960-616)	2	
	404 890	J	NUT - (MS20365-624C)	1	
-85	401 971	J	BOLT - (MS20074-05-06)	2	
-86	582 172	J	LOCK PLATE - (73383)	1	
-87	462 112	K	RING GEAR ASSEMBLY - (LW16581)	1	
-88	----	Q	SHAFT - Tachometer	1	
-89	86684-02	N	TRANSDUCER - Oil pressure (14 volt)	1	
	548 914	P	TRANSDUCER - Oil pressure (28 volt)	1	
-90	557 580	N	CONNECTOR - Bulkhead	1	

When ordering, always specify Part Number, Description, and Serial Number of Aircraft

FOR INSTRUCTIONAL USE ONLY
PIPER AIRCRAFT
PA-32R-301/301T
AIRPLANE PARTS CATALOG

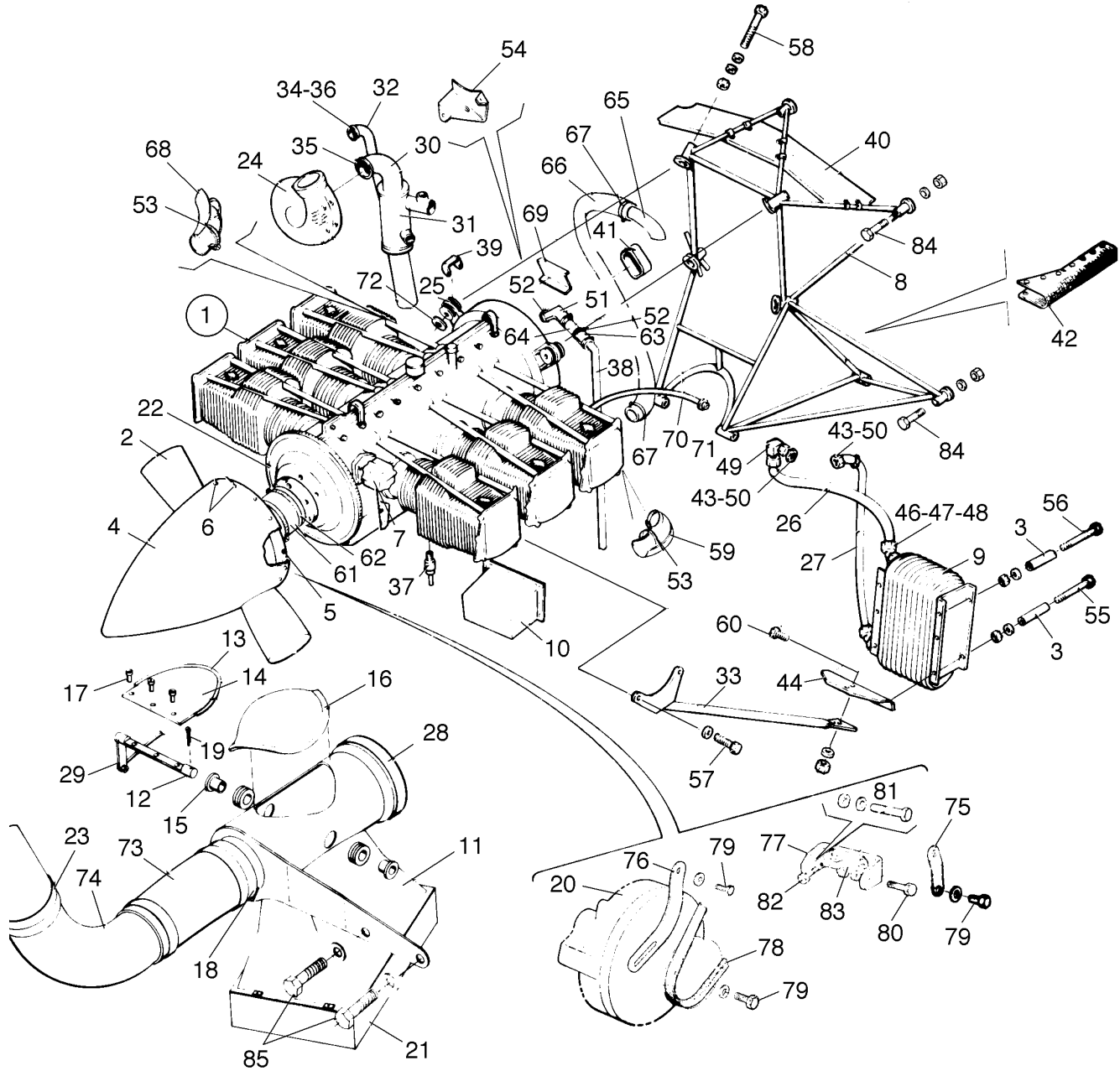


Figure 49. Power Plant Installation
(PA-32R-301T)

FOR INSTRUCTIONAL USE ONLY
PIPER AIRCRAFT
PA-32R-301/301T
AIRPLANE PARTS CATALOG

CODE EXPLANATIONS FOR FIGURE 49

- A - Secure from Textron Lycoming Corporation, Williamsport, PA.
- B - See Figure 57 for component parts.
- C - See Figure 58 for component parts.
- D - Used with Hartzell two blade propeller.
- E - Used with Hartzell three blade propeller.
- F - Used if vacuum system is not installed.
- G - If less than four mounts are being replaced, ascertain number which is stamped on rubber part of mount and order either 470 979 (J-3804-37), 470 983 (J-3804-39), or 470 644 (J-3804-40). If four mounts are being replaced, it is suggested that four of part number 470 644 (J-3804-40) be ordered.
- H - See Figure 86 if a 60 amp Prestolite alternator is installed. See Figure 87 if a 90 amp Ford alternator is installed.
- J - Used if two blade heated propeller is installed.
- K - Used if three blade heated propeller is installed.
- L - Used if a two blade unheated propeller with a 90 amp Ford alternator is installed.
- M - Used if air conditioning with a 60 amp Prestolite alternator is installed.
- N - Used if a 60 amp Prestolite alternator without air conditioning is installed. See Figure 77 if a 60 amp Prestolite alternator with air conditioning is installed. See Figure 87 if a 90 amp Ford alternator is installed.
- O - Used if a three blade unheated propeller with a 90 amp Ford alternator is installed.
- P - Optional polished spinner available for three-bladed propeller installations only.

FOR INSTRUCTIONAL USE ONLY
PIPER AIRCRAFT
PA-32R-301/301T
AIRPLANE PARTS CATALOG

Figure and Index Number	Part Number	Code	Nomenclature	No. Req.	Serial Numbers Affected
49-	98590		DRAWING - Power Plant Installation		
	98521		DRAWING - Propeller and Spinner Installation (Two Blade)		
	38671		DRAWING - Propeller and Spinner Installation (Three Blade)		
	38639		DRAWING - Induction System Installation		
	98576		DRAWING - Tail Pipe Installation		
	35920		DRAWING - Alternator Installation (Prestolite)		
-1		A	ENGINE ASSEMBLY - Lycoming (TIO-540-S1AD)	1	
-2	550 983	B	PROPELLER ASSEMBLY - Hartzell, two blade (HC-E2YR- 1 ()/F/F8477-4)	1	
	550 994	C	PROPELLER ASSEMBLY - Hartzell, three blade (HC-E3YR-1()/F/F7673DR-0)	1	
-3	98524-02		TUBE - Spacer	6	
-4	38671-806	P	SPINNER ASSEMBLY - Propeller (PS50077-76)	1	
	98708-03	D	DOME - Spinner (C-3532-12)	1	
	754 653	E	DOME - Spinner (C-3532-16)	1	
-5	98708-04	D	BULKHEAD - (C-2299-1)	1	
	758 563	E	BULKHEAD - (C-3576-1)	1	
-6	417 694	D	SCREW - (AN526-C1032R8)	16	
	417 694	E	SCREW- (AN526-C1032R8)	18	
	756 669	D	WASHER - Fiber (A-1020)	16	
	756 669	E	WASHER - Fiber (A-1020)	18	
-7	66634-08		GOVERNOR- Propeller	1	
-8	38020-00		MOUNT ASSEMBLY - Engine and nose gear strut	1	32R-8029001 thru 32R-8029131
	38729-14		MOUNT ASSEMBLY - Engine and nose gear strut	1	32R-8129001 and up
-9	41635-00		COOLER ASSEMBLY - Oil	1	
-10	98634-05		BOX ASSEMBLY - Nose gear	1	32R-8029001 thru 32R-8029131
	38733-02		BOX ASSEMBLY - Nose gear	1	32R-8129001 and up
-11	38613-02		VALVE ASSEMBLY - Induction air	1	
-12	38613-13		* ARM ASSEMBLY - Flapper valve	1	
-13	38613-10		* PLATE ASSEMBLY - Flapper valve	1	
-14	38613-11		** PLATE - Flapper	2	
-15	453 491		* BEARING - (PS10065-30)	2	
-16	38613-22		* COVER - Air valve	1	
-17	416 091		* SCREW - (MS35265-42)	3	
-18	38613-21		* FLANGE - Air valve	1	
-19	407 589		* WASHER - (AN960-816L)	1	
	424 059		* COTTER PIN - (MS24665-283)	1	
-20		H	ALTERNATOR ASSEMBLY	1	
-21	560 947		FILTER - (P13-6739)	1	
-22	762 428	J	SLIP RING ASSEMBLY - (5E1895-1)	1	
	762 427	K	SLIP RING ASSEMBLY - (5E1901-1)	1	
	462 134	L	SLIP RING ASSEMBLY - (LW16795)	1	
	462 135	O	SLIP RING ASSEMBLY - (LW16796)	1	
	462 112	M	SLIP RING ASSEMBLY - (LW16581)	1	
-23	454 864		CLAMP - (SAE TY A-3 1/8)	4	
-24	452 907		BLANKET - Insulation, turbocharger housing, lower half (4-652568-3)	1	
	452 908		BLANKET - Insulation, turbocharger housing, upper rear (4-652568-5)	1	
	452 982		BLANKET - Insulation, turbocharger housing, upper forward (4-652568-9)	1	
-25	470 979	G	MOUNTING KIT - Engine, lower (J-3804-37)	2	32R-8029001 thru 32R-8029131
	470 983	G	MOUNTING KIT - Engine, upper (J-3804-39)	2	32R-8029001 thru 32R-8029131
	470 644	G	MOUNTING KIT - Engine, (J-3804-40)	4	32R-8029001 thru 32R-8029131
	470 524		MOUNTING KIT - Engine, upper (J-9613-55)	2	32R-8129001 and up
	470 516		MOUNTING KIT - Engine, lower (J-9613-19)	2	32R-8129001 and up

When ordering, always specify Part Number, Description, and Serial Number of Aircraft

FOR INSTRUCTIONAL USE ONLY
PIPER AIRCRAFT
PA-32R-301/301T
AIRPLANE PARTS CATALOG

Figure and Index Number	Part Number	Code	Nomenclature	No. Req.	Serial Numbers Affected
49-26	63901-26		HOSE ASSEMBLY - Oil cooler to engine oil inlet	1	
-27	63901-91		HOSE ASSEMBLY - Engine oil outlet to cooler	1	
-28	654 153		CLAMP - (C31 123C-62-428-S1)	1	
-29	70371-02		FITTING - Swivel	1	
	70371-03		STUD - Swivel fitting	1	
-30	98705-00		TAIL PIPE ASSEMBLY - Complete (EL025360-003)	1	
-31	762 447		* SHROUD - Tail pipe (EL025360-100)	1	
-32	764 501		* ELBOW - Tail pipe (EL025360-122)	1	
-33	98587-09		SUPPORT ASSEMBLY - Oil cooler	1	
-34	556 107		COUPLING - (MVT69183-200)	1	
-35	556 108		COUPLING - (MVT69861-377)	1	
-36	462 090		GASKET - (17189-200-N)	1	
-37	61879-02		VALVE ASSEMBLY - Oil drain	1	
-38	98586-04		TUBE - Oil breather	1	
-39	98608-02		HEAT SHIELD ASSEMBLY - Engine mount	2	32R-8029001 thru 32R-8029131
	38731-02		HEAT SHIELD ASSEMBLY - Engine mount	2	32R-8129001 and up
-40	98676-03		HEAT SHIELD ASSEMBLY	1	
-41	98691-02		HEAT SHIELD - Magneto	1	32R-8029001 thru 32R-8029131
-42	38472-02		COVER ASSEMBLY - Electrical harness	1	32R-8029001 thru 32R-8029131
-43	79869-02		REDUCER	1	
-44	98587-06		BRACKET - Oil cooler support	1	
-45	484 140		REDUCER - (AN919-15)	1	
-46	458 914		ELBOW- (AN837-8D)	2	
-47	477 621		NUT - (AN924-8D)	2	
-48	462 031		GASKET - (AN6290-8)	2	
-49	558 898		ELBOW - 90 degree (RASC-2000-8)	1	
-50	484 677		GASKET - (MS29512-10)	2	
-51	21459-00		ELBOW - Breather tube	1	
-52	554 701		CLAMP - (SAE TY F-16)	4	
-53	454 818		CLAMP - (SAE TY F-32)	4	
-54	38471-02		SHROUD - Oil pressure line	1	
-55	400 463		BOLT - (AN3-40A)	2	
	407 564		WASHER - (AN960-10)	4	
	404 887		NUT - (MS20365-1032C)	2	
-56	400 463		BOLT - (AN3-40A)	4	
	407 564		WASHER - (AN960-10)	12	
	404 887		NUT - (MS20365-1032C)	4	
-57	401 918		BOLT - (MS20074-04-03)	2	
	407 565		WASHER - (AN960-416)	2	
-58	401 521		BOLT- (AN7-27A)	4	32R-8029001 thru 32R-8029131
	401 535		BOLT - (AN7-35A) upper	2	32R-8129001 and up
	401 533		BOLT - (AN7-33A) lower	2	32R-8129001 and up
	407 568		WASHER - (AN960-716)	8	32R-8029001 thru 32R-8029131
	407 591		WASHER - (AN960-716L)	4	32R-8129001 and up
	407 568		WASHER - (AN960-716)	4	32R-8129001 and up
	404 891		NUT - (MS20365-720C)	4	
-59	38470-02		SHIELD ASSEMBLY - Heat, left	1	
-60	400 437		BOLT - (AN3-3A)	2	
	407 564		WASHER - (AN960-10)	2	
	404 835		NUT - (MS20364-1032C)	2	
-61	98710-02	D	RING - Propeller hub	1	
	98710-03	E	RING - Propeller hub	1	
-62	98711-04		CLAMP- Propeller hub ring	2	
-63	63913-30		HOSE	1	
-64	98586-03		TUBE - Breather	1	
-65	98715-02	F	TUBE ASSEMBLY	1	32R-8029001 thru 32R-8029131

When ordering, always specify Part Number, Description, and Serial Number of Aircraft

Reissued: May 27, 1999

FOR INSTRUCTIONAL USE ONLY
PIPER AIRCRAFT
PA-32R-301/301T
AIRPLANE PARTS CATALOG

Figure and Index Number	Part Number	Code	Nomenclature	No. Req.	Serial Numbers Affected
49-66	63633-179		HOSE	1	32R-8029001 thru 32R-8029131
-67	554 839		CLAMP - (SAE TY A-1 1/2)	2	32R-8029001 thru 32R-8029131
-68	38469-02		SHIELD ASSEMBLY - Heat, right	1	
-69	38724-02		SHIELD - Heat	1	
-70	38726-02		TUBE - Air, magneto	1	32R-8129001 and up
-71	554 925		CLAMP - (SAE TY F-24)	1	32R-8129001 and up
-72	85012-101		WASHER - Mounting kit (2.00 O.D.)	4	32R-8129001 and up
-73	99849-20		HOSE	2	
-74	38617-02		ELBOW	1	
-75	35821-02	N	LINK - Alternator	1	
-76	35906-02	N	CHANNEL - Alternator support	1	
-77	35806-02	N	BRACKET - Alternator support	1	
-78	452 555	N	BELT - (3V-375)	1	
-79	401 971	N	BOLT - (MS20074-05-06)	3	
	407 566	N	WASHER - (AN960-516)	3	
	407 137	N	WASHER - (AN936-A516)	3	
-80	401 395	N	BOLT - (AN6-14A)	1	
	407 567	N	WASHER - (AN960-616)	2	
	404 890	N	NUT - (MS20365-624C)	1	
-81	401 394	N	BOLT - (AN6-13A)	1	
	407 567	N	WASHER - (AN960-616)	2	
	404 890	N	NUT - (MS20365-624C)	1	
-82	401 971	N	BOLT- (MS20074-05-06)	2	
-83	582 172	N	LOCK PLATE - (73383)	1	
-84	401 405		BOLT- (AN6-25A)	5	
	407 567		WASHER - (AN960-616)	AR	
	477 887		NUT - (PS10062-8-624C)	5	
-85	401 986		BOLT- (MS20074-0605)	2	
	407 567		WASHER - (AN960-616)	2	

When ordering, always specify Part Number, Description, and Serial Number of Aircraft

FOR INSTRUCTIONAL USE ONLY
PIPER AIRCRAFT
PA-32R-301/301T
AIRPLANE PARTS CATALOG

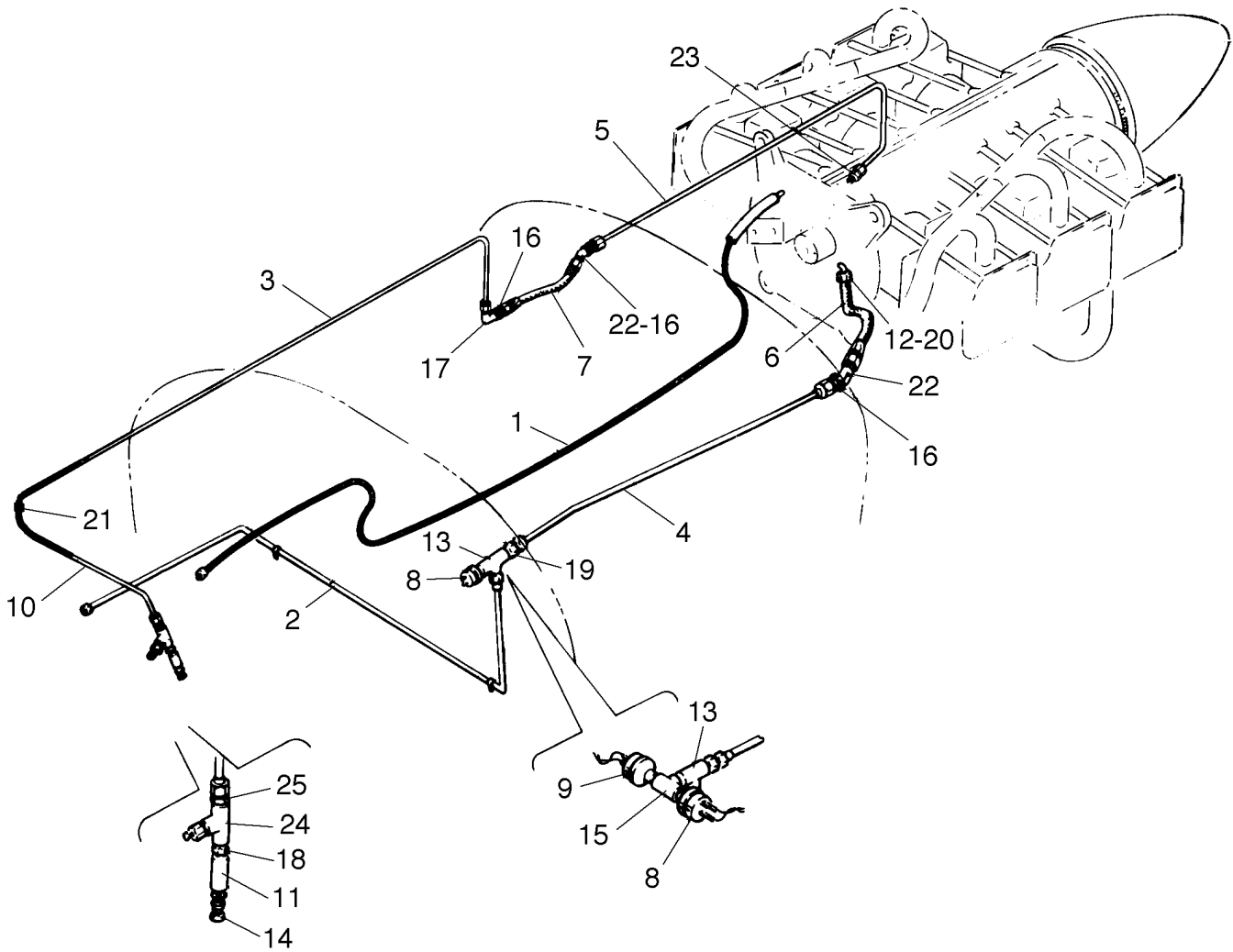


Figure 50. Engine Instrument Lines Installation
(PA-32R-301T) (See Code A)

Reissued: May 27, 1999

FOR INSTRUCTIONAL USE ONLY
PIPER AIRCRAFT
PA-32R-301/301T
AIRPLANE PARTS CATALOG

CODE EXPLANATIONS FOR FIGURE 50

- A - See Figure 48 for PA-32R-301 Engine Instrument Lines Installation.
- B - Used if engine hour meter is installed.

FOR INSTRUCTIONAL USE ONLY
PIPER AIRCRAFT
PA-32R-301/301T
AIRPLANE PARTS CATALOG

Figure and Index Number	Part Number	Code	Nomenclature	No. Req.	Serial Numbers Affected
50-	98596		DRAWING - Engine Instrument Lines Installation		
-1	38462-02		SHAFT ASSEMBLY - Tachometer (88" long)	1	
-2	67700-81		TUBE ASSEMBLY - Oil pressure gauge	1	
-3	67700-191		TUBE ASSEMBLY - Manifold pressure	1	
-4	67700-179		TUBE ASSEMBLY - Oil pressure gauge	1	
-5	67700-197		TUBE ASSEMBLY - Manifold pressure	1	
-6	63901-129		HOSE ASSEMBLY - Oil pressure	1	
-7	63901-106		HOSE ASSEMBLY - Manifold pressure	1	
-8	587 961		SWITCH - Oil pressure (M-4011-35)	1	
-9	587 990	B	SWITCH - (M-4006-4)	1	
-10	67700-192		TUBE ASSEMBLY - Manifold pressure	1	
-11	455 173		COUPLING - (AN910-1D)	1	
-12	98577-02		FITTING - Restricted	1	
-13	79038-00		FITTING - Bulkhead	1	
-14	492 241		VALVE - (PS50036-2-2)	1	
-15	588 469	B	TEE - (1/8 MMS-S)	1	
-16	407 568		WASHER - (AN960-716)	6	
	477 629		NUT - (AN924-4)	3	
-17	458 847		ELBOW - (AN833-4)	1	
-18	476 643		NIPPLE - (AN91 1-1D)	1	
-19	407 591		WASHER - (AN960-716L)	1	
	477 629		NUT - (AN924-4)	1	
-20	462 030		GASKET - (AN900-10)	1	
-21	491 055		UNION - (AN815-4)	1	
-22	458 938		ELBOW - (AN837-4, 45°)	2	
-23	476 686		NIPPLE - (AN816-4)	1	
-24	488 474		TEE - (AN917-1D)	1	
-25	476 648		NIPPLE - (AN816-4D)	1	

When ordering, always specify Part Number, Description, and Serial Number of Aircraft

FOR INSTRUCTIONAL USE ONLY
PIPER AIRCRAFT
PA-32R-301/301T
AIRPLANE PARTS CATALOG

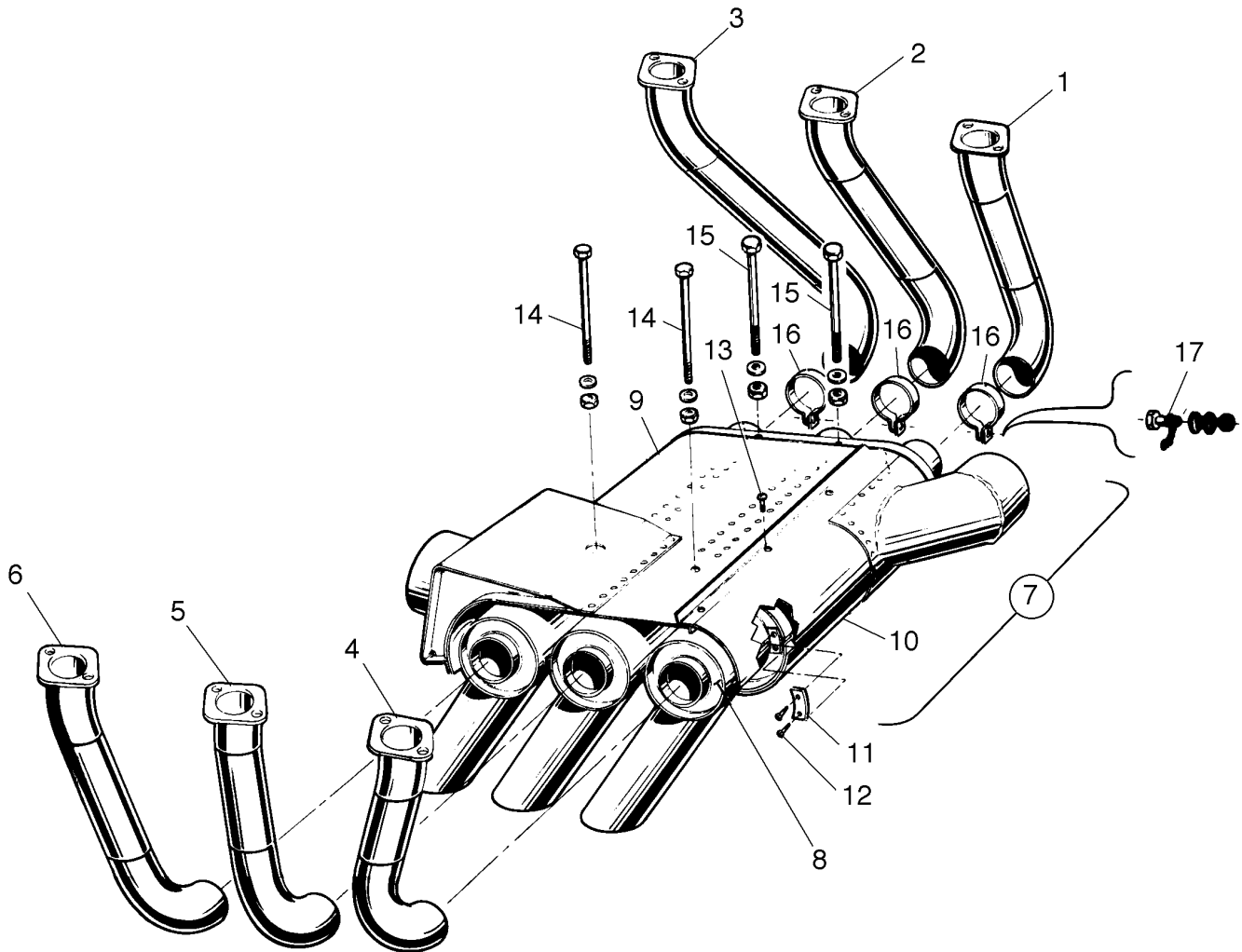


Figure 51. Engine Exhaust System Installation
(PA-32R-301 s/n 32R-8013001 and up, 3213001 thru 3213028, 3213030 thru 3213041)
PA-32R-301T

FOR INSTRUCTIONAL USE ONLY
PIPER AIRCRAFT
PA-32R-301/301T
AIRPLANE PARTS CATALOG

CODE EXPLANATIONS FOR FIGURE 51

FOR INSTRUCTIONAL USE ONLY
PIPER AIRCRAFT
PA-32R-301/301T
AIRPLANE PARTS CATALOG

Figure and Index Number	Part Number	Code	Nomenclature	No. Req.	Serial Numbers Affected
51-	38137		DRAWING - Exhaust System Installation		
-1	38137-04		STACK ASSEMBLY - Left front	1	
-2	38137-03		STACK ASSEMBLY - Left center	1	
-3	38137-02		STACK ASSEMBLY - Left rear	1	
-4	38137-05		STACK ASSEMBLY - Right front	1	
-5	38137-06		STACK ASSEMBLY - Right center	1	
-6	38137-07		STACK ASSEMBLY - Right rear	1	
-7	38146-02		MUFFLER ASSEMBLY - Complete	1	
-8	67517-00		* MUFFLER ASSEMBLY	3	
-9	38159-02		* SHROUD ASSEMBLY - Muffler, top	1	
-10	38162-06		* SHROUD ASSEMBLY - Muffler, bottom	1	
-11	67652-00		* TAB - Muffler	4	
-12	419 932		* SCREW - (4 x 1/2 Type "A")	8	
-13	415 493		* SCREW - (MS35206-228)	7	
-14	400 466		* BOLT - (AN3-43A)	2	
	407 584		* WASHER - (AN960-10L)	4	
	404 835		* NUT - (MS20364-1032C)	2	
-15	400 466		* BOLT - (AN3-43A)	2	
	407 584		* WASHER - (AN960-10L)	4	
	404 835		* NUT - (MS20364-1032C)	2	
-16	63243-02		CLAMP - Exhaust stack	3	
-17	400 103		BOLT - (AN4-6)	3	
	407 565		WASHER - (AN960-416)	6	
	404 101		NUT - (AN310-4)	3	
	424 051		COTTER PIN - (MS24665-132)	3	

When ordering, always specify Part Number, Description, and Serial Number of Aircraft

FOR INSTRUCTIONAL USE ONLY
PIPER AIRCRAFT
PA-32R-301/301T
AIRPLANE PARTS CATALOG

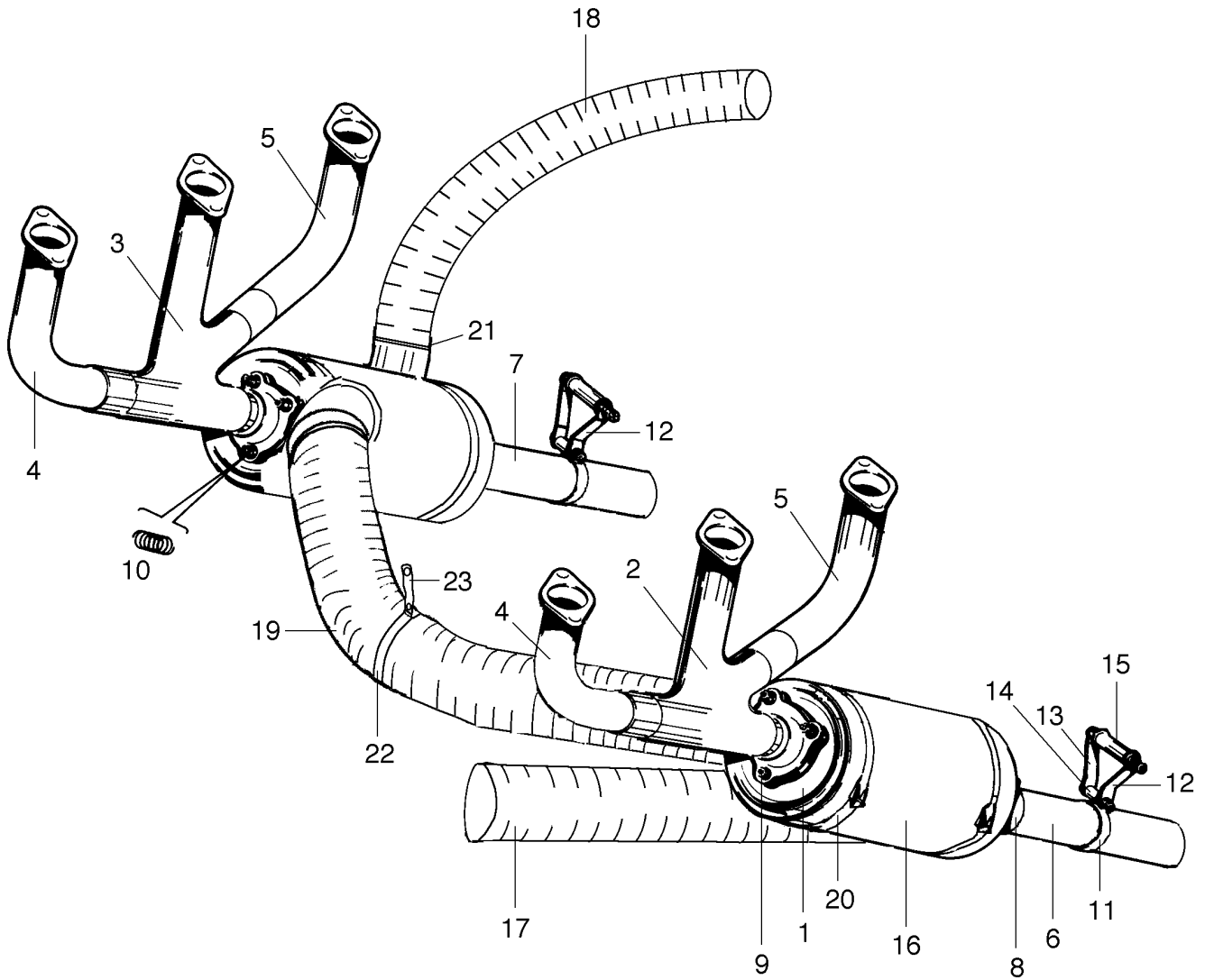


Figure 51A. Engine Exhaust System Installation
(PA-32R-301 s/n 3213029 and 3213042 and up)

Reissued: May 27, 1999

FOR INSTRUCTIONAL USE ONLY
PIPER AIRCRAFT
PA-32R-301/301T
AIRPLANE PARTS CATALOG

CODE EXPLANATIONS FOR FIGURE 51A

FOR INSTRUCTIONAL USE ONLY
PIPER AIRCRAFT
PA-32R-301/301T
AIRPLANE PARTS CATALOG

Figure and Index Number	Part Number	Code	Nomenclature	No. Req.	Serial Numbers Affected
51A-	85234		DRAWING - Power Plant Installation		
-1	26345-05		MUFFLER ASSEMBLY	2	
-2	85233-04		BODY ASSEMBLY - Left side	1	
-3	85233-10		BODY ASSEMBLY - Right side	1	
-4	85233-06		TUBE ASSEMBLY	2	
-5	85233-08		TUBE ASSEMBLY	2	
-6	24787-04		TAILPIPE - Left side	1	
-7	24787-05		TAILPIPE - Right side	1	
-8	24788-00		CLAMP ASSEMBLY	2	
	400 102		BOLT - (AN4-5)	2	
	404 101		NUT - (AN310-4)	2	
	424 051		COTTER PIN - (AN380-2-2)	2	
-9	400 058		BOLT - (AN3-13)	6	
	407 564		WASHER - (AN960-10)	6	
	404 100		NUT - (AN310-3)	6	
	424 051		COTTER PIN - (AN380-2-2)	6	
-10	487 437		SPRING - (186 218)	6	
-11	24791-00		CLAMP ASSEMBLY	2	
	400 103		BOLT - (AN4-6)	2	
	407 565		WASHER - (AN960-416)	2	
	404 101		NUT - (AN310-4)	2	
	424 051		COTTER PIN - (AN380-2-2)	2	
-12	24793-02		STRAP - Right side, two places Left side, one place (outboard)	3	
-13	24793-04		STRAP - Left side, one place (inboard)	1	
-14	400 059		BOLT - (AN3-14)	2	
	408 816		WASHER - (3802-18-04-2114)	2	
	82732-103		BUSHING	2	
	407 564		WASHER - (AN960-10)	2	
	404 100		NUT - (AN310-3)	2	
	424 051		COTTER PIN - (AN380-2-2)	2	
-15	400 460		BOLT - (AN3-35A)	2	
	82732-102		BUSHING	2	
	24820-00		BUSHING - Rubber	4	
	407 564		WASHER - (AN960-10)	2	
	404 835		NUT - (MS20364-1032C)	2	
-16	24862-10		SHROUD ASSEMBLY	2	
-17	63633-06		HOSE	1	
-18	63633-159		HOSE	1	
-19	63633-33		HOSE	1	
-20	554 992		CLAMP - (H88S)	4	
-21	554 772		CLAMP - (SAE TY A-3)	6	
-22	554 859		CLAMP - (MS21919H48)	3	
	411 533		SCREW - (MS35207-264)	2	
	407 584		WASHER - (AN960-10L)	4	
	404 887		NUT - (MS20365-1032C)	3	
-23	85322-02		BRACKET	1	
	418 419		SCREW - (1/4-20UNC-2A-1/2 LG)	1	
	407 136		WASHER - (AN936A416)	1	

When ordering, always specify Part Number, Description, and Serial Number of Aircraft

Reissued: May 27, 1999

FOR INSTRUCTIONAL USE ONLY
PIPER AIRCRAFT
PA-32R-301/301T
AIRPLANE PARTS CATALOG

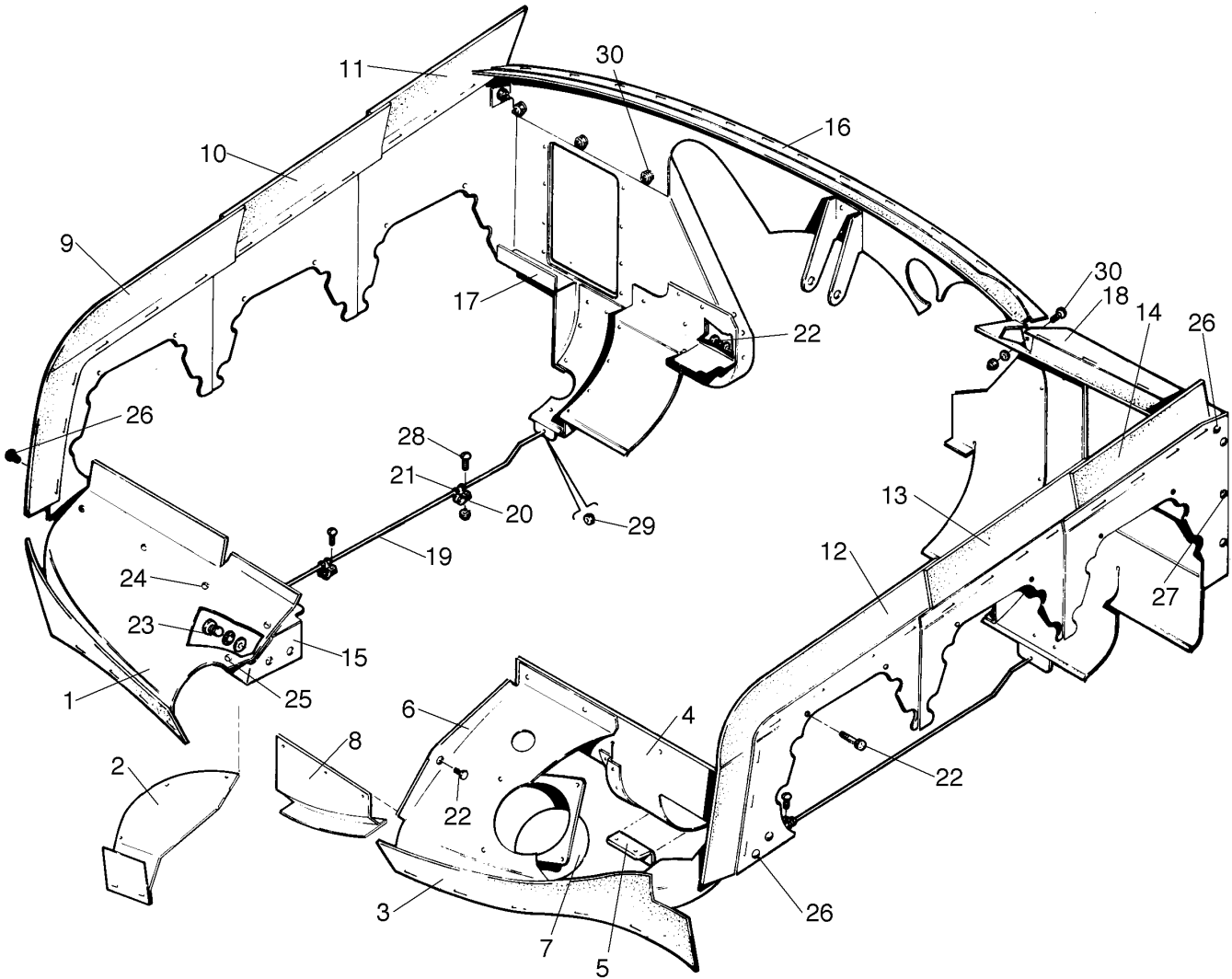


Figure 52. Engine Baffle Installation
(PA-32R-301 s/n 32R-8013001 and up, 3213001 thru 3213028, 3213030 thru 3213041)

FOR INSTRUCTIONAL USE ONLY
PIPER AIRCRAFT
PA-32R-301/301T
AIRPLANE PARTS CATALOG

CODE EXPLANATIONS FOR FIGURE 52

- A - Used if a 60 amp Prestolite alternator is installed.
- B - Used if a 90 amp Ford alternator is installed.

FOR INSTRUCTIONAL USE ONLY
PIPER AIRCRAFT
PA-32R-301/301T
AIRPLANE PARTS CATALOG

Figure and Index Number	Part Number	Code	Nomenclature	No. Req.	Serial Numbers Affected
52-	68034		DRAWING - Engine Baffle Installation		
-1	99778-00	A	FAIRING ASSEMBLY - Right front baffle	1	
	99778-03	B	FAIRING ASSEMBLY - Right front baffle	1	
-2	99776-00	A	* COVER ASSEMBLY - Right front baffle	1	
	87526-02	B	* COVER ASSEMBLY - Right front baffle	1	
-3	99766-00	A	BAFFLE ASSEMBLY - Engine left front, complete	1	
	87524-04	B	BAFFLE ASSEMBLY - Engine left front,complete	1	
-4	68054-00		* BAFFLE - Left front	1	
-5	65032-00		* CLIP- Baffle	1	
-6	99768-00	A	* FAIRING - Left front baffle	1	
	87525-02	B	* FAIRING - Left front baffle	1	
-7	99767-00		* TAKE-OFF ASSEMBLY - Left front baffle	1	
-8	99769-00	A	* COVER ASSEMBLY - Left front baffle fairing	1	
-9	68835-00		BAFFLE ASSEMBLY - Right side front	1	
-10	68834-00		BAFFLE ASSEMBLY - Right side center	1	
-11	68833-05		BAFFLE ASSEMBLY - Right side rear	1	
-12	68832-00		BAFFLE ASSEMBLY - Left side front	1	
-13	68831-00		BAFFLE ASSEMBLY - Left side center	1	
-14	68830-00		BAFFLE ASSEMBLY - Left side rear	1	
-15	99781-00		BAFFLE ASSEMBLY - Engine, right front	1	
-16	68031-07		BAFFLE ASSEMBLY - Engine, rear center	1	32R-8013001 thru 32R-8013150
	38738-05		BAFFLE ASSEMBLY - Engine, rear center	1	32R-8113001 and up
-17	68030-10		BAFFLE ASSEMBLY - Engine, right rear	1	32R-8013001 thru 32R-8013150
	38737-02		BAFFLE ASSEMBLY - Engine, right rear	1	32R-8113001 and up
-18	68029-09		BAFFLE ASSEMBLY - Engine, left rear	1	32R-8013001 thru 32R-8013150
	38739-02		BAFFLE ASSEMBLY - Engine, left rear	1	32R-8113001 and up
-19	65103-02		ROD - Baffle tie	2	
-20	454 930		CLAMP - (PS10017-2-6)	3	
-21	454 927		CLAMP - (PS10017-2-2)	3	
-22	418 420		SCREW - Cap (1/4-20NC3 x 1/2L)	12	
	407 136		WASHER - (AN936-A416)	12	
	407 565		WASHER - (AN960-416)	12	
-23	418 942		CAP SCREW - (3/8-16NC3 x 3/4L)	1	
	407 567		WASHER - (AN960-616)	1	
	407 138		WASHER - (AN936-A616)	1	
-24	415 447		SCREW - (AN526-832R7)	4	
	477 672		NUT - (MU832-.38-.025/.050-L-F10)	4	
-25	415 447		SCREW - (AN526-832R7)	1	
	477 673		NUT - (MU832-.38-.050/.075-L-F10)	1	
-26	415 448		SCREW - (AN526-832R6)	5	
	407 583		WASHER - (AN960-8L)	5	
	404 833		NUT - (MS20364-832C)	5	
-27	415 448		SCREW - (AN526-832R6)	3	
	407 583		WASHER - (AN960-8L)	3	
-28	417 772		SCREW - (AN520-10R7)	3	
	404 835		NUT - (MS20364-1032C)	3	
-29	404 829		NUT - (MS20364-632C)	4	
-30	416 995		SCREW- (AN526-1032R8)	9	
	407 564		WASHER - (AN960-10)	9	
	404 835		NUT -(MS20364-1032C)	9	

When ordering, always specify Part Number, Description, and Serial Number of Aircraft

FOR INSTRUCTIONAL USE ONLY
PIPER AIRCRAFT
PA-32R-301/301T
AIRPLANE PARTS CATALOG

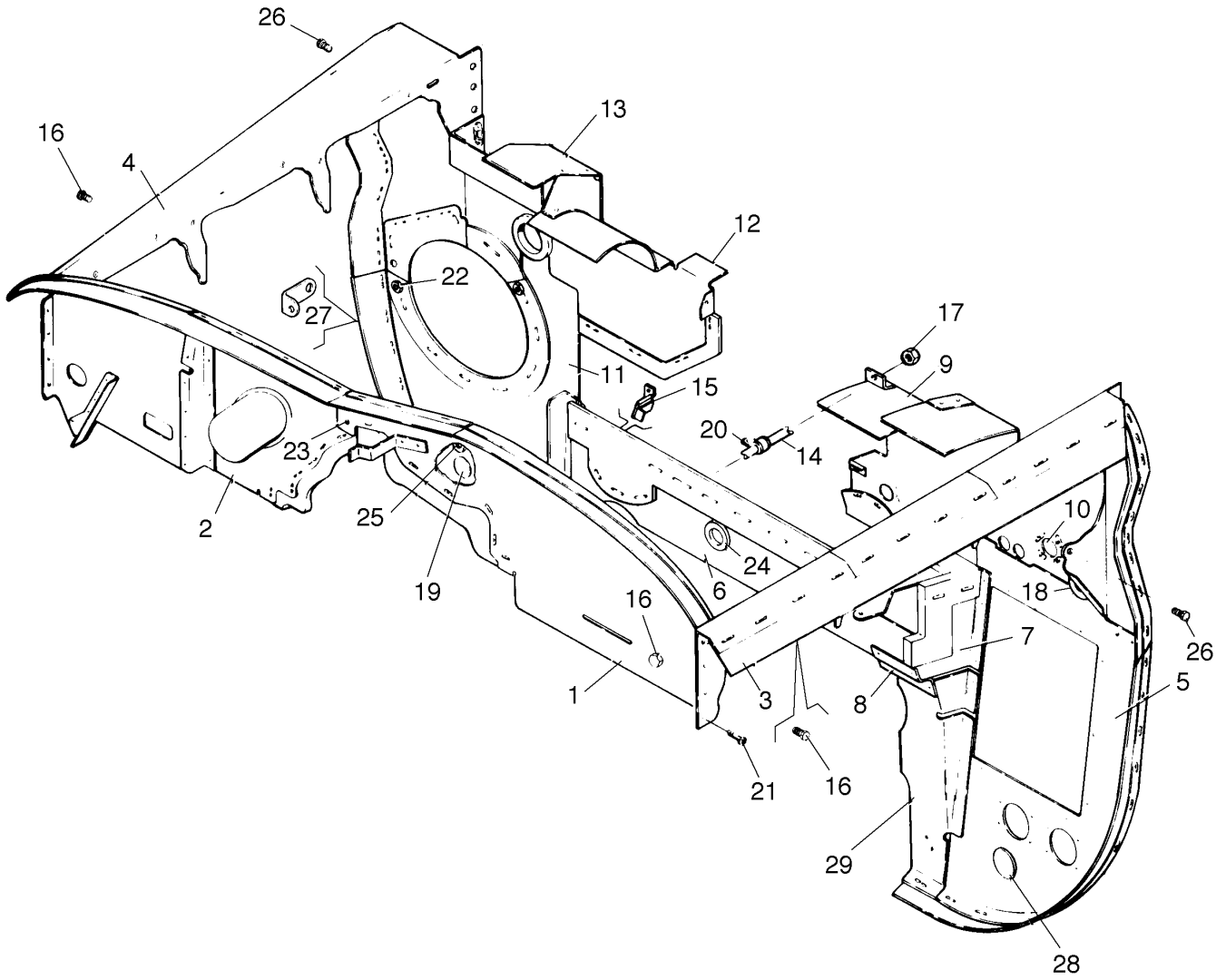


Figure 53. Engine Baffle Installation
(PA-32R-301T)

Reissued: May 27, 1999

FOR INSTRUCTIONAL USE ONLY
PIPER AIRCRAFT
PA-32R-301/301T
AIRPLANE PARTS CATALOG

CODE EXPLANATIONS FOR FIGURE 53

FOR INSTRUCTIONAL USE ONLY
PIPER AIRCRAFT
PA-32R-301/301T
AIRPLANE PARTS CATALOG

Figure and Index Number	Part Number	Code	Nomenclature	No. Req.	Serial Numbers Affected
53-	98567		DRAWING - Engine Baffle Installation		
-1	98619-13		BAFFLE ASSEMBLY - Left front	1	
-2	98667-14		BAFFLE ASSEMBLY - Right front	1	
-3	98617-02		BAFFLE ASSEMBLY - Left side	1	
-4	98566-02		BAFFLE ASSEMBLY - Right side	1	
-5	98668-02		BAFFLE ASSEMBLY - Left rear	1	32R-8029001 thru 32R-8029131
	98668-09		BAFFLE ASSEMBLY - Left rear	1	32R-8129001 and up
-6	98616-03		BAFFLE ASSEMBLY - Left rear, center	1	32R-8029001 thru 32R-8029131
	98616-28		BAFFLE ASSEMBLY - Left rear, center	1	32R-8129001 and up
-7	98616-04		BAFFLE ASSEMBLY - Left rear	1	32R-8029001 thru 32R-8029131
	98616-22		BAFFLE ASSEMBLY - Left rear	1	32R-8129001 and up
-8	98616-07		SUPPORT- Baffle, left	1	32R-8029001 thru 32R-8029131
	98616-19		SUPPORT- Baffle, left	1	32R-8129001 and up
-9	98666-11		BAFFLE ASSEMBLY - Left rear, top	1	
-10	98654-02		* TAKEOFF - Air, left	1	32R-8029001 thru 32R-8029131
	98654-05		* TAKEOFF - Air, left	1	32R-8129001 and up
-11	98565-31		BAFFLE ASSEMBLY - Right rear, bottom	1	32R-8029001 thru 32R-8029131
	98565-35		BAFFLE ASSEMBLY - Right rear, bottom	1	32R-8129001 and up
-12	98565-03		BAFFLE ASSEMBLY - Right rear, top	1	
-13	98565-33		BAFFLE ASSEMBLY - Right rear, top	1	
-14	38466-02		ROD - Baffle tie	2	
-15	98683-02		PLATE ASSEMBLY - Baffle seal	1	
-16	418 419		SCREW - Cap (1/4-20 UNC-2A x 1/2 L)	13	
	408 832		WASHER - (1214-00-00-0551)	13	
	407 565		WASHER - (AN960-416)	13	
	404 909		NUT - (MS20365-632C)	4	
-18	434 150		GROMMET- (MS35489-17S)	1	
-19	553 683		PLUG BUTTON - (SS51149)	1	
-20	454 927		CLAMP - (PS10017-2-2)	2	
-21	415 535		SCREW- (MS35206-245)	32	
	407 563		WASHER - (AN960-8)	32	
-22	415 535		SCREW - (MS35206-245)	2	
	407 563		WASHER - (AN960-8)	2	
	404 910		NUT - (MS20365-832C)	2	
-23	415 535		SCREW - (MS35206-245)	7	
	404 910		NUT - (MS20365-832C)	7	
-24	434 183		GROMMET - (MS35489-18S)	1	
-25	434 124		GROMMET- (MS35489-7)	1	
-26	418 345		SCREW - Cap (1/4-20 UNC-2A x 1 1/4 L)	5	
	408 832		WASHER - (1214-00-00-0551)	5	
	407 565		WASHER - (AN960-416)	5	
	404 599		NUT - (AN340-416)	5	
-27	38459-02		BRACKET - Air induction tube	1	
-28	553 681		PLUG BUTTON - (SS51058)	1	
-29	98616-12		BAFFLE - Left rear	1	32R-8029001 thru 32R-8029131
	98616-18		BAFFLE - Left rear	1	32R-8129001 and up

When ordering, always specify Part Number, Description, and Serial Number of Aircraft

Reissued: May 27, 1999

FOR INSTRUCTIONAL USE ONLY
PIPER AIRCRAFT
PA-32R-301/301T
AIRPLANE PARTS CATALOG

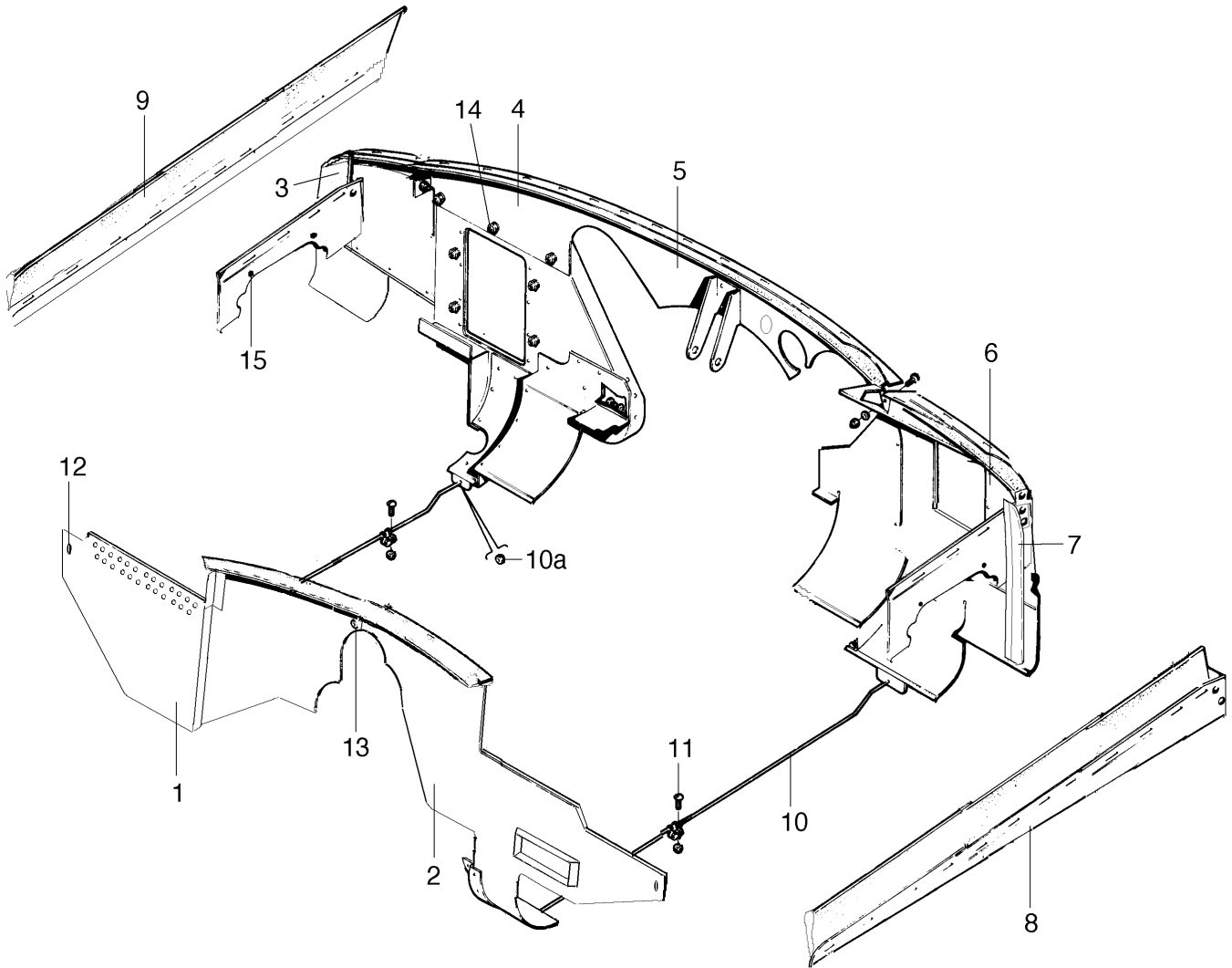


Figure 53A. Engine Baffle Installation
(PA-32R-301 s/n 3213029 and 3213042 and up)

FOR INSTRUCTIONAL USE ONLY
PIPER AIRCRAFT
PA-32R-301/301T
AIRPLANE PARTS CATALOG

CODE EXPLANATIONS FOR FIGURE 53A

A - This baffle assembly is part of the 85237-03 lower cowl assembly.

FOR INSTRUCTIONAL USE ONLY
PIPER AIRCRAFT
PA-32R-301/301T
AIRPLANE PARTS CATALOG

Figure and Index Number	Part Number	Code	Nomenclature	No. Req.	Serial Numbers Affected
53A-	85234		DRAWING - Power Plant Installation		
-1	85565-11		BAFFLE ASSEMBLY - Front	1	
	85565-16		* SEAL	1	
-2	85565-02		BAFFLE ASSEMBLY - Front	1	
	85565-10		* SEAL	1	
-3	85598-03		BAFFLE ASSEMBLY - Rear	1	
	85598-09		* SEAL - Upper (curved)	1	
	85598-10		* SEAL - Lower	1	
-4	38737-02		BAFFLE ASSEMBLY - Rear	1	
-5	38738-05		BAFFLE ASSEMBLY - Rear	1	
	68043-02		* SEAL	1	
-6	38739-02		BAFFLE ASSEMBLY - Rear	1	
	68751-02		* SEAL	1	
-7	85598-02		BAFFLE ASSEMBLY - Rear	1	
	85598-12		* SEAL - Upper (curved)	1	
	85598-14		* SEAL - Lower	1	
-8	85204-02	A	BAFFLE ASSEMBLY - Side, left	1	
	85204-06		* SEAL	1	
-9	85204-03	A	BAFFLE ASSEMBLY - Side, right	1	
	85204-06		* SEAL	1	
-10	65103-03		ROD - Baffle tie	2	
-10a	404 829		NUT - (MS20364-632C) (2 on each end of rod)	8	
-11	454 927		CLAMP - (PS10017-2-2)	3	
	411 531		SCREW - (MS35207-262)	3	
	407 564		WASHER - (AN960-10)	3	
	404 887		NUT - (MS20365-1032C)	3	
-12	582 587		PLUG	2	
	411 531		SCREW - (MS35207-262)	2	
	407 135		WASHER - (AN936-A10)	2	
-13	411 531		SCREW - (MS35207-262)	1	
	407 564		WASHER - (AN960-10)	2	
	404 887		NUT - (MS20365-1032C)	1	
-14	411 531		SCREW - (MS35207-262)	8	
	407 564		WASHER - (AN960-10)	8	
	404 887		NUT - (MS20365-1032C)	8	
-15	418 419		SCREW - (1/4 20 UNC-2A x 1/2 LG)	4	
	407 136		WASHER - (AN936A416)	4	

When ordering, always specify Part Number, Description, and Serial Number of Aircraft

FOR INSTRUCTIONAL USE ONLY
PIPER AIRCRAFT
PA-32R-301/301T
AIRPLANE PARTS CATALOG

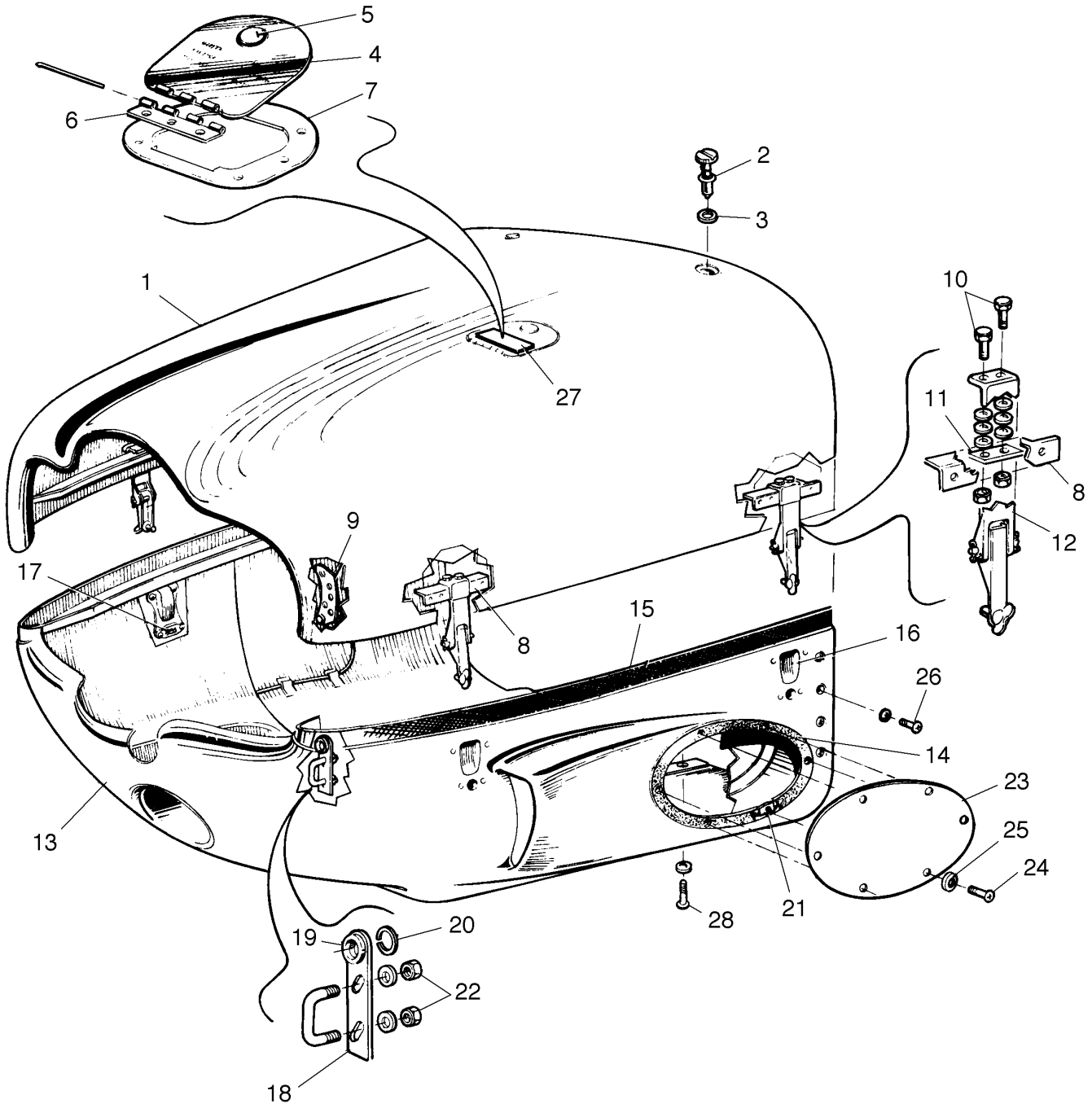


Figure 54. Engine Cowl Assembly
(PA-32R-301 s/n 32R-8013001 and up, 3213001 thru 3213028, 3213030 thru 3213041)

Reissued: May 27, 1999

FOR INSTRUCTIONAL USE ONLY
PIPER AIRCRAFT
PA-32R-301/301T
AIRPLANE PARTS CATALOG

CODE EXPLANATIONS FOR FIGURE 54

FOR INSTRUCTIONAL USE ONLY
PIPER AIRCRAFT
PA-32R-301/301T
AIRPLANE PARTS CATALOG

Figure and Index Number	Part Number	Code	Nomenclature	No. Req.	Serial Numbers Affected
54-	38029		DRAWING - Engine Cowl Assembly and Installation		
-1	68780-04		COWL ASSEMBLY - Engine top with fasteners	1	
-2	26246-00		* STUD - Cowl top	2	
-3	494 060		* WASHER - (2600 LW)	2	
-4	99096-00		* DOOR ASSEMBLY - Oil filler	1	
-5	472 017		** LATCH - Oil filler door (KM610-32)	1	
-6	65291-03		** HINGE ASSEMBLY - Oil filler door	1	
-7	99094-02		* PLATE ASSEMBLY - Reinforcement, oil access	1	
-8	69809-00		* ANGLE - Cowl latch support, left	2	
	69809-01		* ANGLE - Cowl latch support, right	2	
-9	65148-00		* PLATE ASSEMBLY - Cowl pin, left	1	
	65148-01		* PLATE ASSEMBLY - Cowl pin, right	1	
-10	401 266		* BOLT - (AN3-SA)	8	
	407 564		* WASHER - (AN960-10)	24	
	404 835		* NUT - (MS20364-1032C)	8	
-11	79469-00		* PLATE - Cowl	4	
-12	69917-00		* FASTENER ASSEMBLY - Cowl	4	
-13	38086-00		COWL ASSEMBLY- Bottom	1	
-14	38086-14		* SEAL - Air filter box	1	
-15	65070-05		* WEBBING - Cowl bottom	2	
-16	65889-00		* CUP ASSEMBLY - Cowl fastener	4	
-17	484 483		* RECEPTACLE - (PS 10077-1-62)	4	
-18	69791-00		* PLATE ASSEMBLY - Cowl	2	
-19	69790-00		** BUSHING - Cowl plate assembly	1	
-20	484 840		** RING - Retaining (5100-55)	1	
-21	484 305		* RECEPTACLE - "Camloc" (212-12)	6	
-22	404 836		* NUT - (MS20364-428C)	4	
	62833-28		* WASHER	4	
-23	38019-08		COVER - Air filter	1	
-24	487 707		* STUD ASSEMBLY - "Camloc" (2600-6)	6	
-25	494 060		* WASHER - (2600-LW)	6	
-26	411 532		SCREW - (MS35207-263)	10	
	407 564		WASHER - (AN960-10)	10	
-27	87340-02		PLACARD - Oil spec.	1	
-28	416 785		SCREW - (MS24693-S272)	14	
	494 037		WASHER - (PS10092-1-3C)	14	

When ordering, always specify Part Number, Description, and Serial Number of Aircraft

Reissued: May 27, 1999

FOR INSTRUCTIONAL USE ONLY
PIPER AIRCRAFT
PA-32R-301/301T
AIRPLANE PARTS CATALOG

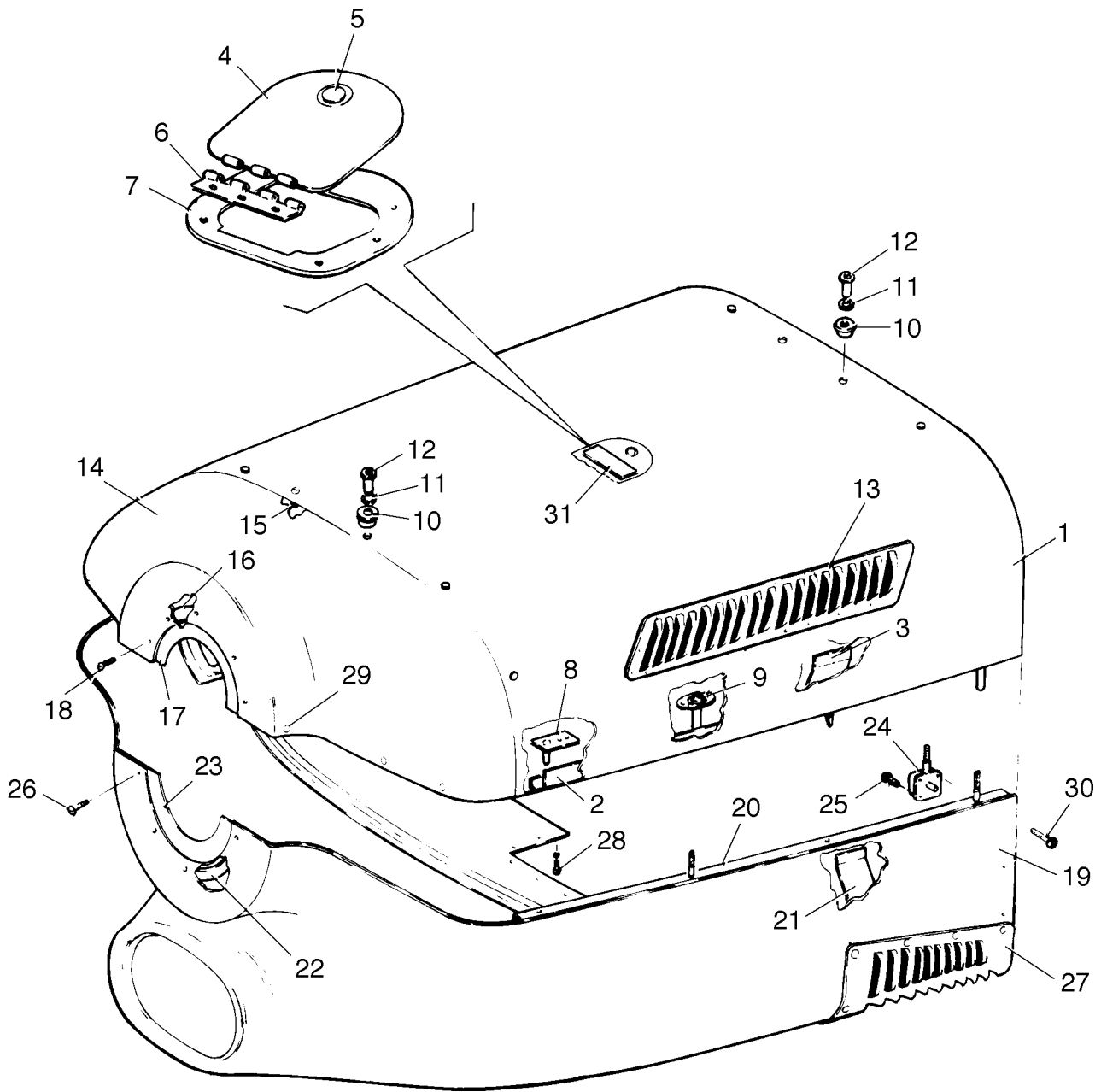


Figure 55. Engine Cowl Assembly
(PA-32R-301T)

FOR INSTRUCTIONAL USE ONLY
PIPER AIRCRAFT
PA-32R-301/301T
AIRPLANE PARTS CATALOG

CODE EXPLANATIONS FOR FIGURE 55

FOR INSTRUCTIONAL USE ONLY
PIPER AIRCRAFT
PA-32R-301/301T
AIRPLANE PARTS CATALOG

Figure and Index Number	Part Number	Code	Nomenclature	No. Req.	Serial Numbers Affected
55-	98560		DRAWING - Engine Cowl Installation		
-1	36592-02		COWL ASSEMBLY - Engine top, aft	1	
-2	98561-05		* CHANNEL- Cowl	2	
-3	36592-39		* COVER	2	
-4	99096-00		* DOOR ASSEMBLY - Oil filler	1	
-5	472 017		** LATCH - Oil filler door (KM610-32)	1	
-6	65291-03		** HINGE ASSEMBLY - Oil filler door	1	
-7	99094-02		* PLATE ASSEMBLY - Reinforcement	1	
-8	98536-02		* PIN ASSEMBLY - Cowl retainer	4	
-9	453 198		* EYE BOLT- (H897-1)	4	
-10	463 456		* GROMMET - (4002-N3)	10	
-11	484 755		* SNAP RING - Grommet (R4G)	10	
-12	487 687		* STUD - (4002-10)	10	
-13	38625-02		* LOUVER - Top, left	1	
	38625-03		* LOUVER - Top, right	1	
-14	98562-02		COWL ASSEMBLY- Engine top,forward	1	
-15	484 310		* RECEPTACLE - Cowl retainer (244-16)	6	
-16	98562-11		* RETAINER - Top cowl, forward	1	
-17	98562-12		* SEAL - Top cowl, forward	1	
-18	415 520		* SCREW- (MS35206-230)	5	
	407 582		* WASHER - (AN960-6L)	10	
	404 909		* NUT - (MS20365-632C)	5	
-19	98563-63		COWL ASSEMBLY- Engine bottom	1	
-20	98563-55		* CHANNEL- Cowl, left	2	
	98563-56		* CHANNEL- Cowl, right	1	
-21	98563-16		* COVER	2	
-22	98563-19		* RETAINER - Bottom cowl, forward	1	
-23	98563-29		* SEAL- Bottom cowl, forward	1	
-24	565 251		* LATCH ASSEMBLY - (H767-K868)	4	
-25	401 266		* BOLT - (AN3-4A)	16	
	407 584		* WASHER - (AN960-10L)	16	
	404 835		* NUT - (MS20364-1032C)	16	
-26	415 520		* SCREW- (MS35206-230)	5	
	407 582		* WASHER - (AN960-6L)	10	
	404 909		* NUT - (MS20365-632C)	5	
-27	38629-05		LOUVER ASSEMBLY - Cowl, bottom, left	1	
	38629-02		LOUVER - Cowl, bottom, right	1	
-28	410 039		SCREW - (MS24694-S51)	10	
	494 037		WASHER - (PS10092-1-3C)	10	
-29	410 039		SCREW- (MS24694-S51)	8	
	494 087		WASHER - (A3235-020-1)	8	
-30	410 040		SCREW - (MS24694-S52)	9	
	494 087		WASHER - (A3235-020-1)	9	
-31	87340-02		PLACARD - Oil spec.	1	

When ordering, always specify Part Number, Description, and Serial Number of Aircraft

FOR INSTRUCTIONAL USE ONLY
PIPER AIRCRAFT
PA-32R-301/301T
AIRPLANE PARTS CATALOG

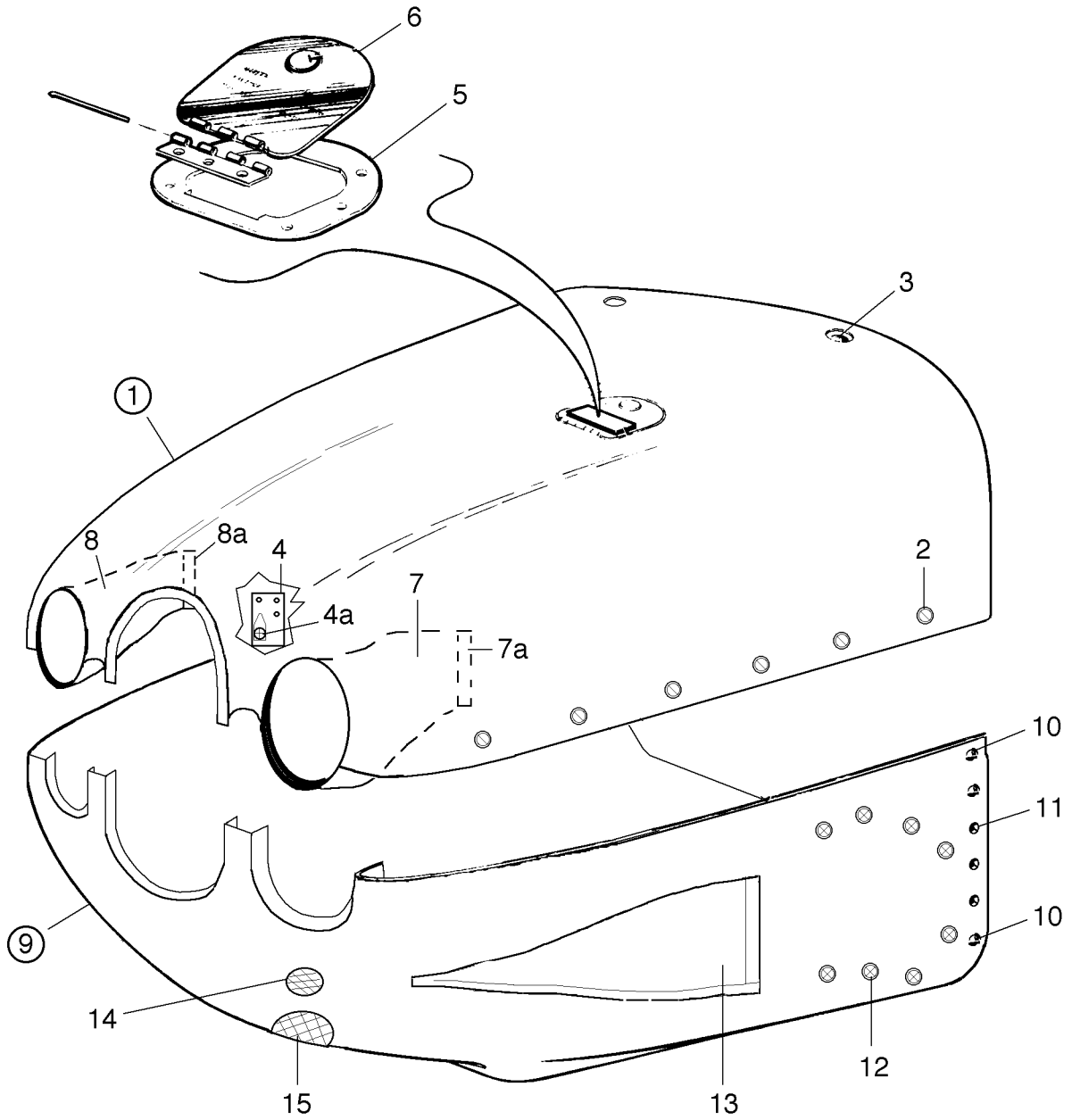


Figure 55A. Engine Cowl Assembly
(PA-32R-301 s/n 3213029 and 3213042 and up)

Reissued: May 27, 1999

FOR INSTRUCTIONAL USE ONLY
PIPER AIRCRAFT
PA-32R-301/301T
AIRPLANE PARTS CATALOG

CODE EXPLANATIONS FOR FIGURE 55A

- A - Alternate part for 487 684.
- B - Alternate part for 487 686.
- C - Includes tubes and plate.
- D - Order items under index number 7a as a group.
- E - Order items under index number 8a as a group.

FOR INSTRUCTIONAL USE ONLY
PIPER AIRCRAFT
PA-32R-301/301T
AIRPLANE PARTS CATALOG

Figure and Index Number	Part Number	Code	Nomenclature	No. Req.	Serial Numbers Affected
55A-	85237		DRAWING - Cowl Assembly and Installation		
-1	85237-04		COWL ASSEMBLY - Upper	1	
-2	487 684		* STUD	12	
	487 685	A	* STUD	12	
	65061-02		* INSERT - Reinforcement plate	12	
	463 400		* GROMMET	12	
	484 755		* SNAP RING	12	
-3	487 686		* STUD	2	
	487 687	B	* STUD	2	
	65061-02		* INSERT - Reinforcement plate	2	
	463 400		* GROMMET	2	
	484 755		* SNAP RING	2	
-4	85238-17		* PLATE ASSEMBLY - Left	1	
	85238-15		* PLATE ASSEMBLY - Right	1	
-4a	411 532		* SCREW - (MS35207-263)	2	
	407 564		* WASHER - (AN960-10)	2	
-5	99094-07		* PLATE ASSEMBLY - Oil filler door	1	
-6	99096-00		* DOOR ASSEMBLY - Oil filler	1	
	472 017		** LATCH - Oil filler door	1	
	65291-03		** HINGE ASSEMBLY - Oil filler door	1	
-7	85202-02		* INLET ASSEMBLY - Left	1	
-7a	85202-05	D	** SEAL	1	
	85202-06	D	** SEAL	1	
	85202-07	D	** RETAINER	1	
	85202-08	D	** RETAINER	1	
-8	85203-02		* INLET ASSEMBLY - Right	1	
-8a	85203-05	E	** SEAL	1	
	85203-06	E	** SEAL	1	
	85203-07	E	** RETAINER	1	
	85203-08	E	** RETAINER	1	
-9	85237-03		COWL ASSEMBLY - Lower	1	
-10	95479-00		* INSERT - Reinforcement plate	2	
	411 532		* SCREW - (MS35207-263)	2	
	407 564		* WASHER - (AN960-10)	2	
-11	65061-00		* INSERT - Reinforcement plate	8	
	411 532		* SCREW - (MS35207-263)	8	
	407 564		* WASHER - (AN960-10)	8	
-12	414 553		* SCREW - (MS24693-272)	8	
	494 037		* WASHER - (PS10092-1-3C)	8	
-13	85236-02		* NACA DUCT	1	
-14	85238-19	C	* INLET ASSEMBLY	1	
	85238-21		* SCREEN	1	
-15	85238-10	C	* INLET ASSEMBLY	1	
	85238-13		* SCREEN	1	

When ordering, always specify Part Number, Description, and Serial Number of Aircraft

Reissued: May 27, 1999

FOR INSTRUCTIONAL USE ONLY
PIPER AIRCRAFT
PA-32R-301/301T
AIRPLANE PARTS CATALOG

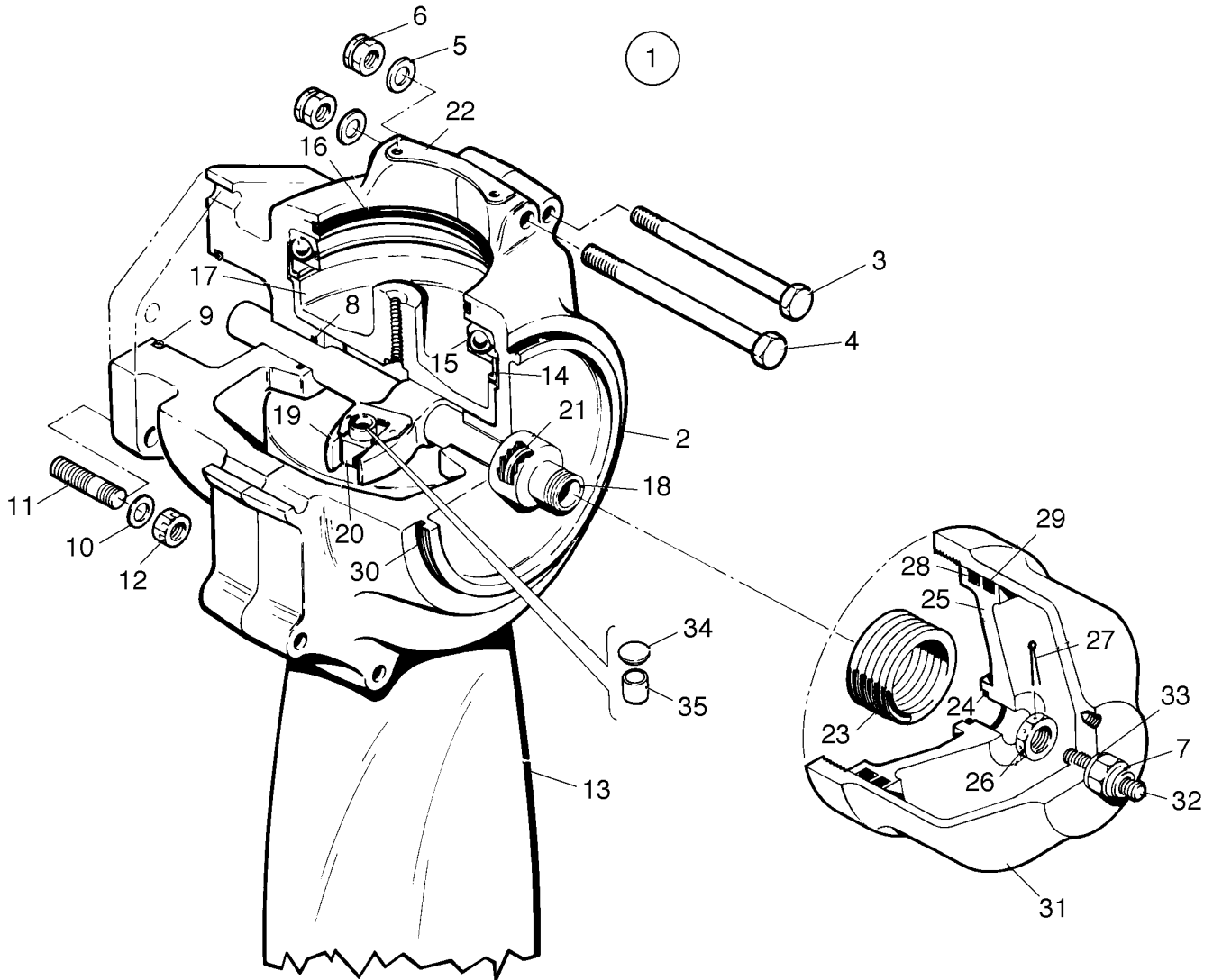


Figure 56. Two Blade Propeller Assembly (Hartzell)
(PA-32R-301)

FOR INSTRUCTIONAL USE ONLY
PIPER AIRCRAFT
PA-32R-301/301T
AIRPLANE PARTS CATALOG

CODE EXPLANATIONS FOR FIGURE 56

FOR INSTRUCTIONAL USE ONLY
PIPER AIRCRAFT
PA-32R-301/301T
AIRPLANE PARTS CATALOG

Figure and Index Number	Part Number	Code	Nomenclature	No. Req.	Serial Numbers Affected
56-1	550 937		PROPELLER ASSEMBLY - Hartzell, two blade (HC-C2YK-1 BF/F8475D-4)	1	
-2	755 222		* HUB ASSEMBLY - Propeller (D-2201-17)	1	
-3	753 461		* BOLT - Hex head (A-2431)	6	
-4	758 111		* BOLT - Hex head (A-2432)	4	
-5	407 587		* WASHER - (AN960-616)	10	
-6	752 511		* NUT - Elastic (A-2043)	10	
-7	752 534		* NUT - (52 NTE-064)	1	
-8	755 932		* O-RING - Rod (PRP-902-13)	1	
-9	755 800		* O-RING - Rod (PRP-909-6)	1	
-10	407 569		* WASHER - (AN960-816)	6	
-11	756 295		* STUD - Flange (A-2247-2)	6	
-12	752 530		* NUT - Castle (A-2069)	6	
-13	758 219		* BLADE - Propeller (F8475D-4)	2	
-14	755 968		* RING - Bearing guide (A-2204)	2	
-15	753 463		* BEARING - Blade, split (A-2202)	2	
-16	755 934		* O-RING - Blade (PRP-902-42)	2	
-17	757 249		* PRELOAD PLATE UNIT - (B-2256)	2	
-18	755 993		* ROD - Piston (A-2418-2)	1	
-19	754 826		* FORK UNIT - Pitch change (B-2457-3)	1	
-20	758 204		* BLOCK - Pitch change (A-2217-3)	2	
-21	755 972		* SPLIT - Retainer (A-2430)	1	
-22	756 607		* WEIGHTS - Balance (A-2424)	AR	
-23	757 556		* SPRING - (A-2213-1)	1	
-24	757 995		* O-RING - Piston seal (PRP-914-6)	1	
-25	757 302		* PISTON - (B-2419)	1	
-26	752 513		* NUT - Rod(A-2211)	1	
-27	424 061		* COTTER PIN - (AN380-3-5)	1	
-28	755 994		* O-RING - Piston (PRP-902-51)	1	
-29	757 557		* SEAL - Felt (B-1843)	1	
-30	755 935		* O-RING - Cylinder (PRP-909-25)	1	
-31	757 828		* CYLINDER - (B-2428-1)	1	
-32	757 558		* SCREW - Low stop (A-2421)	1	
-33	757 559		* SEAL - Parker (7000-3/8)	1	
-34	758 282		* BUTTON - Propeller (A-3212-1)	1	
-35	758 280		* BUSHING - Propeller (A-2413-2)	1	

When ordering, always specify Part Number, Description, and Serial Number of Aircraft

FOR INSTRUCTIONAL USE ONLY
PIPER AIRCRAFT
PA-32R-301/301T
AIRPLANE PARTS CATALOG

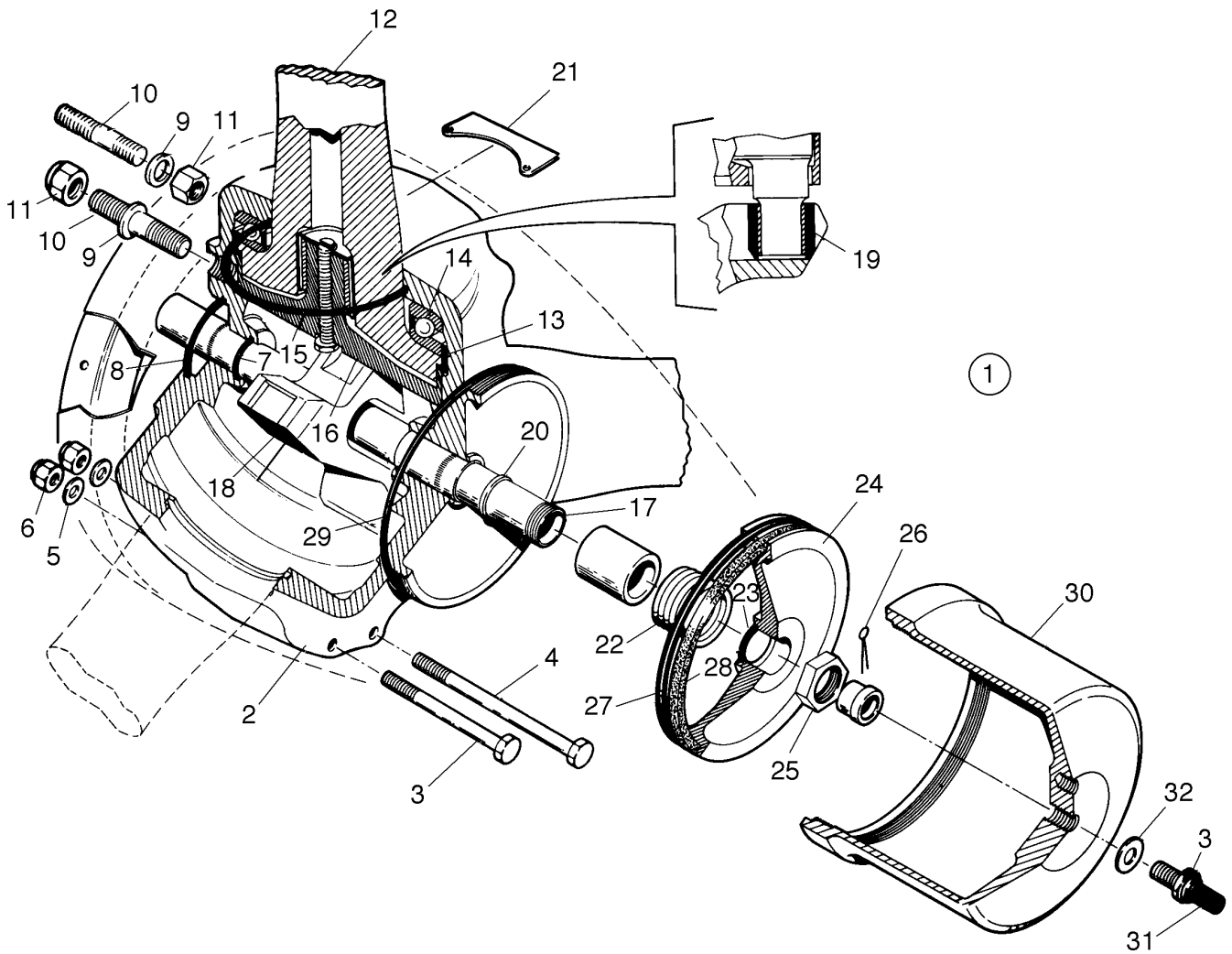


Figure 56A. Three Blade Propeller Assembly (Hartzell)
(PA-32R-301)

Reissued: May 27, 1999

FOR INSTRUCTIONAL USE ONLY
PIPER AIRCRAFT
PA-32R-301/301T
AIRPLANE PARTS CATALOG

CODE EXPLANATIONS FOR FIGURE 56A

A - Parts included in Propeller Repair Kit p/n 763 888.

FOR INSTRUCTIONAL USE ONLY
PIPER AIRCRAFT
PA-32R-301/301T
AIRPLANE PARTS CATALOG

Figure and Index Number	Part Number	Code	Nomenclature	No. Req.	Serial Numbers Affected
56A-1	550 993		PROPELLER - Hartzell, three blade (HC-C3YR-1())F/F-7663R-0)	1	
-2	755 299		* HUB ASSEMBLY - Propeller (D-3251-8R)	1	
-3	753 461		* BOLT - Hex head (A-2431)	9	
-4	753 462		* BOLT - Hex head (A-2433)	6	
	757 593		* SPACER - (A-2246-3)	12	
	407 567		* WASHER - (AN960-616)	12	
	752 565		* NUT - (22FT-624)	6	
-5	407 587	A	* WASHER - (AN960-616L)	9	
-6	752 511	A	* NUT - Elastic (A-2043)	9	
-7	755 932	A	* O-RING - Rod (PRP-902-13)	1	
-8	755 800	A	* O-RING - Rod (PRP-909-6)	1	
-9	407 569		* WASHER - (AN960-816)	6	
-10	757 742		* STUD - (A-2429-4)	6	
-11	752 544		* NUT - (A-2044)	6	
-12	758 493		* BLADE - Propeller (F7663R-O)	3	
-13	755 968		* RING - Bearing guide (A-2204)	3	
-14	753 463		* BEARING - Blade, split (A-2202)	3	
-15	755 934	A	* O-RING - Blade (PRP-902-42)	3	
-16	757 249		* PRELOAD PLATE UNIT - (B-2256)	3	
-17	755 993		* ROD - Piston (A-2418-2)	1	
-18	754 808		* FORK - Pitch change (B-3252)	1	
-19	758 205		* BLOCK - Pitch change (A-3253-2)	3	
-20	755 972		* RETAINER - Split (A-2430)	1	
-21	756 607		* WEIGHT - Balance (A-2424)	AR	
-22	757 556		* SPRING - (A-2213-1)	1	
-23	755 995	A	* O-RING - Piston seal (PRP-914-6)	1	
-24	757 458		* PISTON - (B-2280)	1	
-25	752 513		* NUT - Rod (A-2211)	1	
-26	424 061	A	* COTTER PIN - (AN380-3-5)	1	
-27	762 504	A	* O-RING - (Piston (PRP-902-53)	1	
-28	762 211	A	* SEAL - Felt (B-1843-1)	1	
-29	755 937	A	* O-RING - Cylinder (MS28775-29)	1	
-30	758 033		* CYLINDER - (B-2281)	1	
-31	757 558		* SCREW - Low stop (A-2421)	1	
-32	757 559	A	* SEAL - Parker (7000-3/8)	1	
-33	752 534		* NUT- (52NTE-064)	1	

When ordering, always specify Part Number, Description, and Serial Number of Aircraft

Reissued: May 27, 1999

FOR INSTRUCTIONAL USE ONLY
PIPER AIRCRAFT
PA-32R-301/301T
AIRPLANE PARTS CATALOG

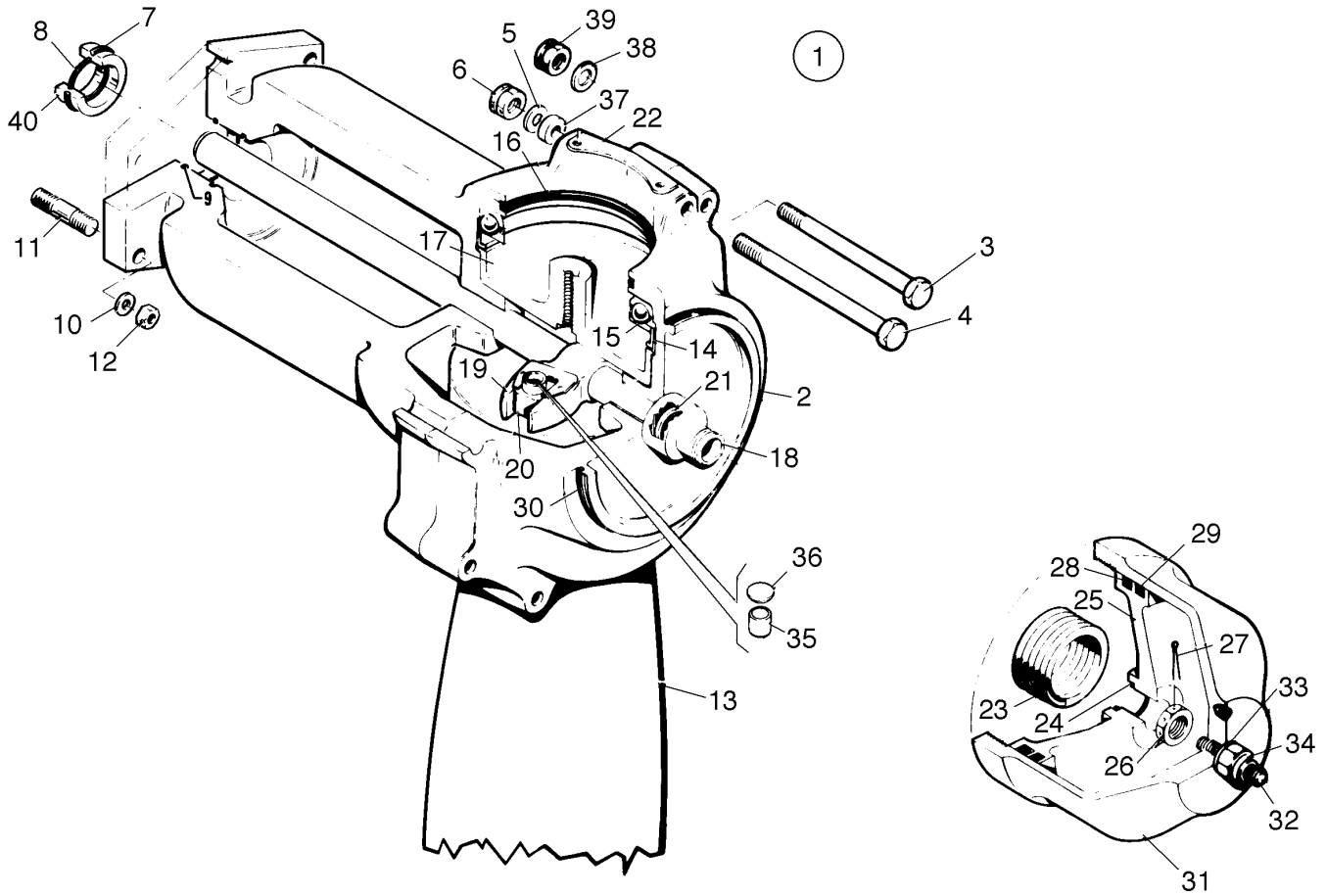


Figure 57. Two Blade Propeller Assembly (Hartzell)
(PA-32R-301T)

FOR INSTRUCTIONAL USE ONLY
PIPER AIRCRAFT
PA-32R-301/301T
AIRPLANE PARTS CATALOG

CODE EXPLANATIONS FOR FIGURE 57

FOR INSTRUCTIONAL USE ONLY
PIPER AIRCRAFT
PA-32R-301/301T
AIRPLANE PARTS CATALOG

Figure and Index Number	Part Number	Code	Nomenclature	No. Req.	Serial Numbers Affected
57-1	550 983		PROPELLER ASSEMBLY - Hartzell, two blade (HC-E2YR-1())F/F8477-4)	1	
-2	752 015		* HUB ASSEMBLY - Propeller (D-2477-3)	1	
-3	753 461		* BOLT - Hex head (A-2431)	6	
-4	753 462		* BOLT - Hex head (A-2433)	4	
-5	407 587		* WASHER - (AN960-616)	10	
-6	762 565		* NUT - (22FT-624)	10	
-7	755 931		* O-RING - Plug (PRP-909-4)	1	
-8	755 932		* O-RING - Rod (PRP-902-13)	1	
-9	755 800		* O-RING - Rod (PRP-909-6)	1	
-10	756 626		* WASHER - (A-1381)	6	
-11	757 583		* STUD - Flange (A-2067)	6	
-12	752 533		* NUT - Castle (A-2069)	6	
-13	758 420		* BLADE - Propeller (F8477-4)	2	
-14	755 968		* RING - Bearing guide (A-2204)	2	
-15	753 463		* BEARING - Blade split (A-2202)	2	
-16	755 934		* O-RING - Blade (PRP-902-42)	2	
-17	763 428		* PRELOAD PLATE UNIT - (B-2222)	2	
-18	756 027		* ROD - Piston (A-2418-3)	1	
-19	754 826		* FORK UNIT - Pitch change (B-2457-3)	1	
-20	758 204		* BLOCK - Pitch change (A-2217-3)	2	
-21	755 972		* SPLIT - Retainer (A-2430)	1	
-22	756 607		* WEIGHTS - Balance (A-2424)	AR	
-23	757 556		* SPRING - (A-2213-1)	1	
-24	757 995		* O-RING - Piston seal (PRP-914-6)	1	
-25	757 302		* PISTON - (B-2419)	1	
-26	752 513		* NUT - Rod (A-2211)	1	
-27	424 061		* COTTER PIN - (AN380-3-5)	1	
-28	755 994		* O-RING - Piston (PRP-902-51)	1	
-29	757 557		* SEAL - Felt (B-1843)	1	
-30	755 935		* O-RING - Cylinder (PRP-909-25)	1	
-31	757 828		* CYLINDER - (B-2428-1)	1	
-32	757 558		* SCREW - Low stop (A-2421)	1	
-33	757 559		* SEAL - Parker (7000-3/8)	1	
-34	752 534		* NUT - (52 NTE-064)	1	
-35	758 280		* BUSHING - Propeller (A-2413-2)	1	
-36	758 282		* BUTTON - Propeller (A-3212- 1)	1	
-37	757 593		* SPACER - (A-2246-3)	4	
-38	407 587		* WASHER - (AN960-616L)	6	
-39	752 511		* NUT - (A-2043)	6	
-40	757 253		* PLUG - Piston end (A-2481)	1	

When ordering, always specify Part Number, Description, and Serial Number of Aircraft

FOR INSTRUCTIONAL USE ONLY
PIPER AIRCRAFT
PA-32R-301/301T
AIRPLANE PARTS CATALOG

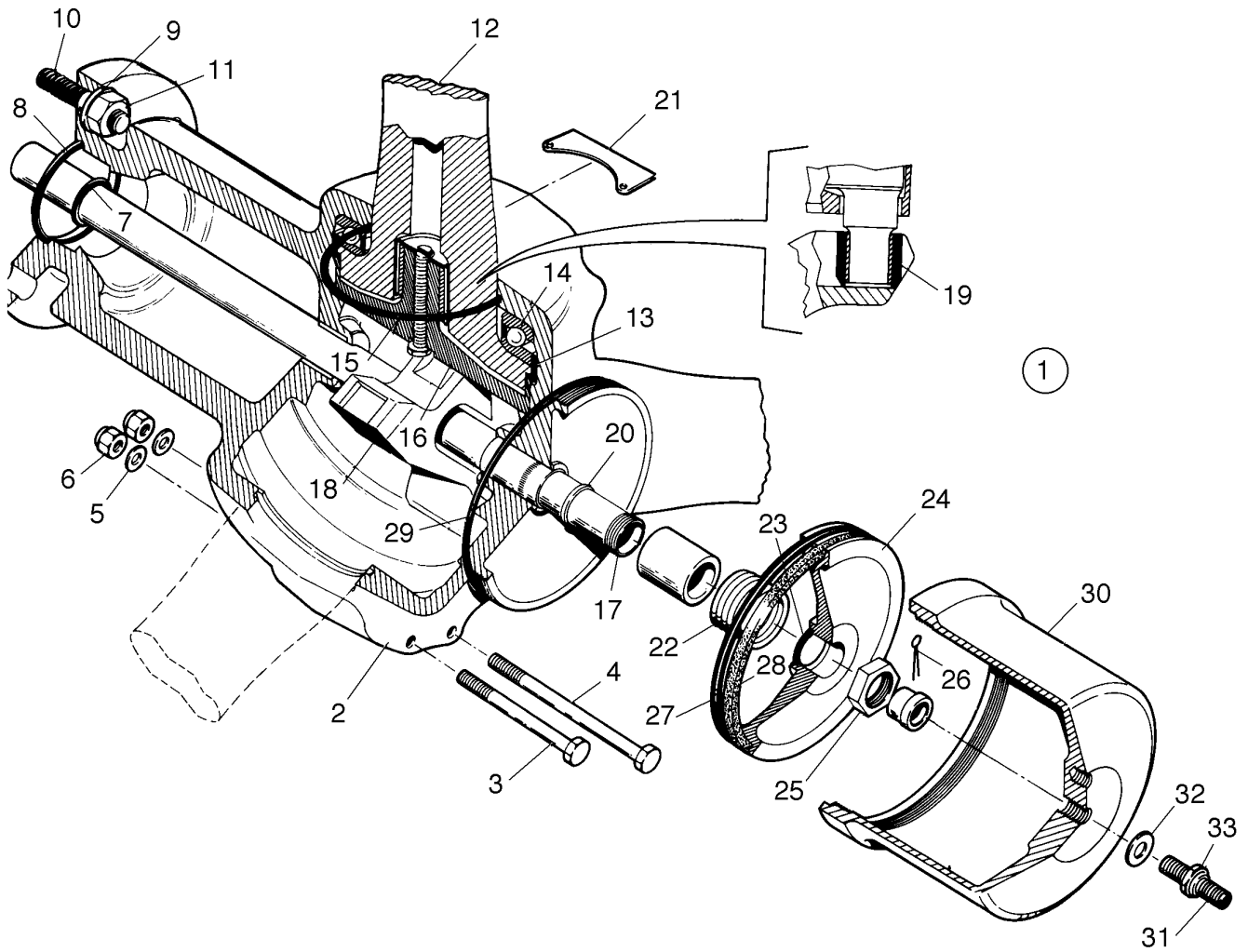


Figure 58. Three Blade Propeller Assembly (Hartzell)
(PA-32R-301T)

Reissued: May 27, 1999

FOR INSTRUCTIONAL USE ONLY
PIPER AIRCRAFT
PA-32R-301/301T
AIRPLANE PARTS CATALOG

CODE EXPLANATIONS FOR FIGURE 58

A - Parts included in Propeller Repair Kit p/n 760 909.

FOR INSTRUCTIONAL USE ONLY
PIPER AIRCRAFT
PA-32R-301/301T
AIRPLANE PARTS CATALOG

Figure and Index Number	Part Number	Code	Nomenclature	No. Req.	Serial Numbers Affected
58-1	550 994		PROPELLER ASSEMBLY - Hartzell, three blade (HC-E3YR-1)(F/F7673DR-0)	1	
-2	755 313		* HUB ASSEMBLY - Propeller (D-3261-3)	1	
-3	753 461		* BOLT - Hex head (A-2431)	9	
-4	753 462		* BOLT - Hex head (A-2433)	6	
	757 593		* SPACER - (A-2246-3)	6	
	407 567		* WASHER - (AN960-616)	6	
	752 565		* NUT - (22FT-624)	6	
-5	407 587	A	* WASHER - (AN960-616L)	9	
-6	752 511	A	* NUT - Elastic (A-2043)	9	
-7	755 932	A	* O-RING - Rod (PRP-902-13)	1	
-8	755 800	A	* O-RING - Rod (PRP-909-6)	1	
-9	763 728		* WASHER - (A-1381)	6	
-10	757 583		* STUD - (A-2067)	6	
-11	752 530		* NUT - (A-2069)	6	
-12	758 494		* BLADE - Propeller (F7673DR-0)	3	
-13	755 968		* RING - Bearing guide (A-2204)	3	
-14	753 463		* BEARING - Blade, split (A-2202)	3	
-15	755 934	A	* O-RING - Blade (PRP-902-42)	3	
-16	757 249		* PRELOAD PLATE UNIT - (B-2256)	3	
-17	756 027		* ROD - Piston (A-2418-3)	1	
-18	754 808		* FORK - Pitch change (B-3252)	1	
-19	758 205		* BLOCK - Pitch change (A-3253-2)	3	
-20	755 972		* RETAINER - Split (A-2430)	1	
-21	756 607		* WEIGHT - Balance (A-2424)	AR	
-22	757 556		* SPRING - (A-2213-1)	1	
-23	755 995	A	* O-RING - Piston seal (PRP-914-8)	1	
-24	757 458		* PISTON - (B-2280)	1	
-25	752 513		* NUT - Rod (A-2211)	1	
-26	424 061	A	* COTTER PIN - (AN380-3-5)	1	
-27	762 504	A	* O-RING - Piston (PRP-902-53)	1	
-28	762 211	A	* SEAL - Felt (B-1843-1)	1	
-29	755 937	A	* O-RING - Cylinder (MS28775-29)	1	
-30	758 033		* CYLINDER - (B-2281)	1	
-31	757 558		* SCREW - Low stop (A-2421)	1	
-32	757 559	A	* SEAL - Parker (7000-3/8)	1	
-33	752 534		* NUT - (52NTE-064)	1	

When ordering, always specify Part Number, Description, and Serial Number of Aircraft

Reissued: May 27, 1999

FOR INSTRUCTIONAL USE ONLY
PIPER AIRCRAFT
PA-32R-301/301T
AIRPLANE PARTS CATALOG

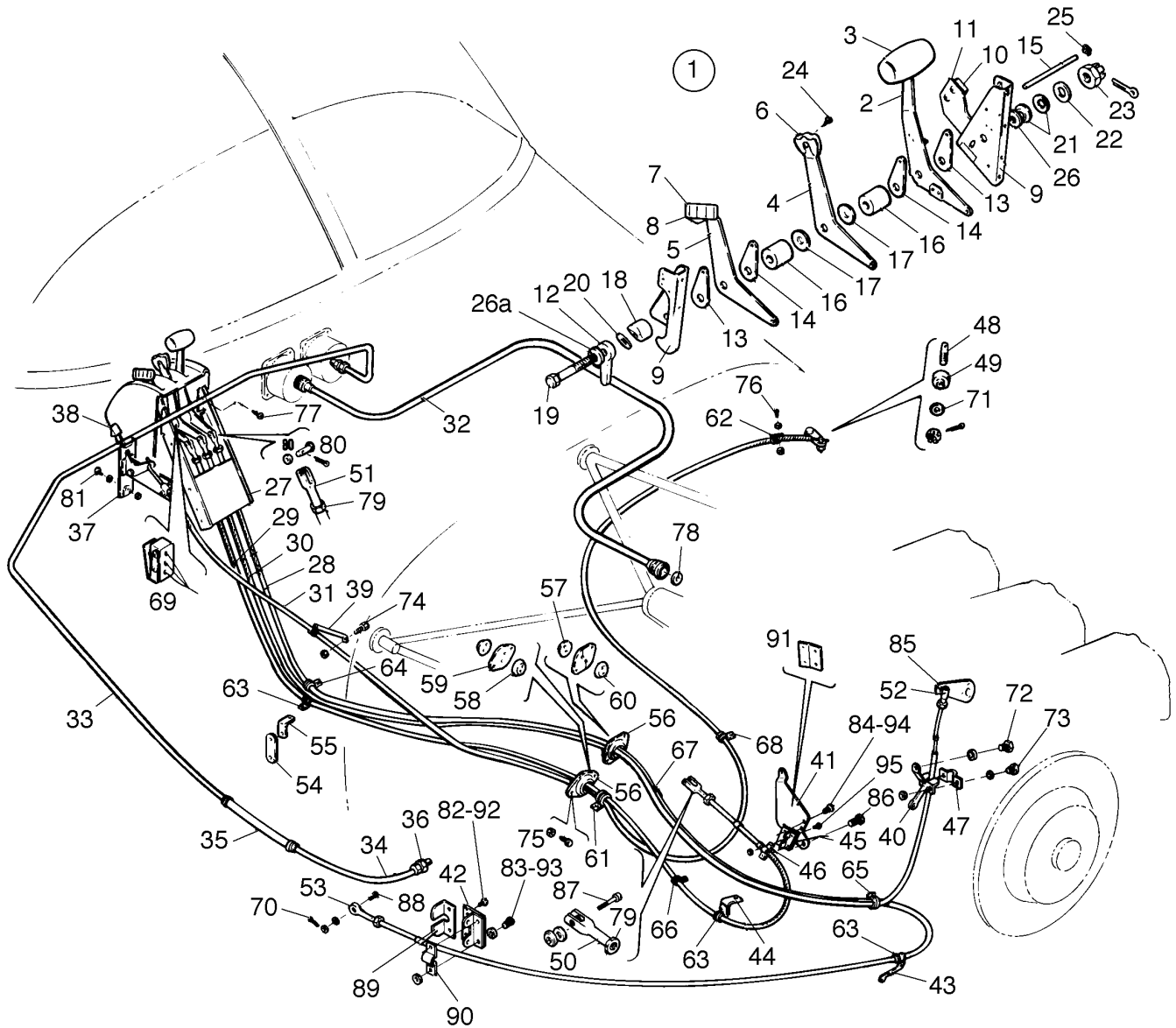


Figure 59. Engine Controls Installation
(PA-32R-301)

FOR INSTRUCTIONAL USE ONLY
PIPER AIRCRAFT
PA-32R-301/301T
AIRPLANE PARTS CATALOG

CODE EXPLANATIONS FOR FIGURE 59

- A - Used if a 2..72" L. quadrant adjusting handle (p/n 66773-00) is installed.
- B - Used if a 2..94" L. quadrant adjusting handle (p/n 63039-04) is installed.
- C - See Figure 92A if Mitchell Century 41 AutoPilot is installed, or Figure 92B if King KFC-200 AutoPilot with Flight Director is installed.
- D - Used on PA-32R-301 with serial numbers 3213029, and 3213042 and up.

FOR INSTRUCTIONAL USE ONLY
PIPER AIRCRAFT
PA-32R-301/301T
AIRPLANE PARTS CATALOG

Figure and Index Number	Part Number	Code	Nomenclature	No. Req.	Serial Numbers Affected
59-	38090 38172 85325	D	DRAWING - Engine Controls Installation DRAWING - Engine Instrument Lines Installation DRAWING - Engine Instrument Lines Installation		
-1	38091-00		QUADRANT ASSEMBLY - Control	1	
-2	67223-04		* LEVER ASSEMBLY - Throttle	1	
-3	66979-00	C	** KNOB - Throttle lever	1	
-4	69485-00		* LEVER - Propeller control	1	
-5	67214-00		* LEVER - Mixture control	1	
-6	24047-00		* KNOB - Propeller control	1	
-7	24048-00		* KNOB - Mixture control	1	
-8	79473-00		* PLATE - Mixture control	1	
-9	67215-03 67216-00		* BRACKET ASSEMBLY - Quadrant, left * BRACKET ASSEMBLY - Quadrant, right	1 1	
-10	38200-00		* SWITCH - Quadrant	1	
-11	38202-00		* BRACKET- Switch	1	
-12	66773-00 63039-04		* HANDLE - Quadrant adjusting (2.72" L.) * HANDLE - Quadrant adjusting (2.94" L.)	1 1	
-13	67218-00		* PLATE - Quadrant control, friction	2	
-14	67218-02		* PLATE - Quadrant control, friction	2	
-15	69319-00		* PIN - Quadrant friction plate	1	
-16	68699-14		* SPACER - Quadrant control	2	
-17	62833-50		* WASHER	2	
-18	66774-00		* CAM - Quadrant control	1	
-19	400 185 400 184	A B	* BOLT - (AN5-43) * BOLT - (AN5-41)	1 1	
-20	62833-46		* WASHER	1	
-21	408 815		* WASHER - (3502-18-04)	2	
-22	407 566		* WASHER - (AN960-516)	AR	
-23	404 394 424 051		* NUT - (AN320-5) * COTTER PIN - (MS24665-132)	1 1	
-24	415 533		* SCREW- (MS35206-243)	2	
-25	406 345		* NUT - (A109-014-1)	2	
-26	68699-09		* SPACER - (.191 thick)	1	
-26a	407 586	B	* WASHER - (AN960-516L)	1	
-27	69324-03		MOUNT ASSEMBLY - Cockpit engine controls	1	
-28	555 815		CONTROL CABLE ASSEMBLY - Throttle (PS50146-13-20)	1	
-29	455 357		CONTROL CABLE ASSEMBLY - Mixture (PS50146-13-16)	1	
-30	554 350		CONTROL CABLE ASSEMBLY - Propeller (PS50146-13-14)	1	
-31	554 051		CONTROL CABLE ASSEMBLY - Alternate air (PS50146-4-8)	1	
-32	454 312 486 594	D	SHAFT - Tachometer (PS50044-28) 88" SHAFT - Tachometer (PS50044-6) 43"	1 1	
-33	67700-48		TUBE ASSEMBLY - Manifold pressure	1	
-34	68005-00		TUBE ASSEMBLY - Manifold pressure	1	
-35	69015-08		HOSE - Manifold pressure	1	
-36	460 685		CONNECTOR - (W/H 200 x 4)	1	
-37	66855-04		CONTROL ASSEMBLY - Alternate air	1	
-38	66980-00		KNOB - Alternate air	1	
-39	69308-00		ARM - Alternate air cable	1	
-40	69546-00		BRACKET- Propeller pitch control	1	
-41	38084-00 38084-03		BRACKET ASSEMBLY - Mixture control BRACKET ASSEMBLY - Mixture control	1 1	32R-8013001 thru 32R-8013150 32R-8113001 and up
-42	69434-00 37833-12 37833-11 37833-10		BRACKET - Adapter control cable BRACKET ASSEMBLY - Adapter control cable * PLATE * SPACER	1 1 1 1	32R-8013001 thru 32R-8013150 32R-8113001 and up 32R-8113001 and up 32R-8113001 and up
-43	63944-00		BRACKET - Mixture control	1	

When ordering, always specify Part Number, Description, and Serial Number of Aircraft

FOR INSTRUCTIONAL USE ONLY
PIPER AIRCRAFT
PA-32R-301/301T
AIRPLANE PARTS CATALOG

Figure and Index Number	Part Number	Code	Nomenclature	No. Req.	Serial Numbers Affected
59-44	68911-00		CLIP - Control cable	2	
-45	69011-00		LUG - Control cable support bracket	1	
-46	69012-00		CLAMP - Control cable attachment	1	
-47	18219-02		CLAMP - Propeller control cable	1	
-48	70371-03		STUD - Alternate air	1	
-49	70371-02		FITTING - Swivel, alternate air	1	
-50	554 757		CLEVIS - Control cable (MS35812-1)	1	
-51	488 327		TERMINAL - Clevis (AN665-21R)	3	
-52	89307-00		ROD END ASSEMBLY	1	
	55447-02		* RETAINER	1	
-53	452 606		BEARING - Rod end, throttle control (PS10020-16-2)	1	
-54	38090-02		LINK - Clamp attachment	1	
-55	38090-03		ANGLE - Clip, clamp attachment	1	
-56	66789-00		PLATE - Firewall seal	4	
-57	68711-10		GASKET - Firewall seal, engine side	1	
-58	68770-06		GROMMET - Firewall seal	2	
-59	68771-08		GASKET - Firewall seal, engine side	1	
-60	68770-12		GROMMET- Firewall seal	2	
-61	454 932		CLAMP - (PS10017-2-7)	2	
-62	454 887		CLAMP- (PS10017-1-3)	1	
-63	454 929		CLAMP - (PS10017-2-4)	1	11
-64	454 930		CLAMP - (PS10017-2-6)	2	
-65	454 813		CLAMP - (PS 10017 -4- 4)	3	
-66	454 935		CLAMP - (PS10017-2-10)	1	
-67	454 977		CLAMP - (PS10017-2-16)	1	
-68	454 868		CLAMP - (PS10017-2-12)	1	
-69	38094-00		SWITCH ASSEMBLY - Throttle lever (with actuator)	1	
-70	424 095		COTTER PIN - (MS24665-151)	1	
-71	407 584		WASHER - (AN960-10L)	1	
	404 100		NUT - (AN310-3)	1	
	424 051		COTTER PIN - (AN380-2-2)	1	
-72	418 420		CAP SCREW - (1/4-20NC-3 x 1/2)	1	
	407 103		WASHER - (AN935-416)	1	
-73	415 450		SCREW - (AN526-832R10)	2	
	407 563		WASHER - (AN960-8)	2	
	404 910		NUT - (MS20365-832C)	2	
-74	417 776		SCREW- (AN520-10R10)	1	
	404 887		NUT - (MS20365-1032C)	1	
-75	415 535		SCREW- (MS35206-245)	4	
	404 910		NUT - (MS20365-832C)	4	
-76	415 851		SCREW- (AN520-8R8)	1	
	407 563		WASHER - (AN960-8)	1	
	404 910		NUT - (MS20365-832C)	1	
-77	415 535		SCREW- (MS35206-245)	7	
-78	85012-14		WASHER - Tachometer shaft	1	
-79	404 224		NUT - (AN315-3R)	4	
	407 104		WASHER - Lock (AN935-10)	4	
-80	407 584		WASHER - (AN960-10L)	3	
	524 145		PIN - (MS20392-2C11)	3	
	424 050		COTTER PIN - (AN380-2-1)	3	
-81	410 053		SCREW - (MS24694-C3)	2	
-82	404 887		NUT - (MS20365-1032C)	2	32R-8013001 thru 32R-8013150
	416 787		SCREW - (AN510-10R12)	2	32R-8013001 thru 32R-8013150
-83	418 600		SCREW - (MS24677-24)	2	32R-8013001 thru 32R-8013150
-84	418 650		SCREW - (MS24678-11)	2	32R-8013001 thru 32R-8013150
	407 564		WASHER - (AN960 10)	2	32R-8013001 thru 32R-8013150
	404 887		NUT - (MS20365-1032C)	2	32R-8013001 thru 32R-8013150

When ordering, always specify Part Number, Description, and Serial Number of Aircraft

Reissued: May 27, 1999

FOR INSTRUCTIONAL USE ONLY
PIPER AIRCRAFT
PA-32R-301/301T
AIRPLANE PARTS CATALOG

Figure and Index Number	Part Number	Code	Nomenclature	No. Req.	Serial Numbers Affected
59-85	404 887		NUT - (MS20365-1032C)	1	
	407 564		WASHER - (AN960-10)	2	
-86	400 438		BOLT - (AN3-4A)	2	32R-8013001 thru 32R-8013150
	401 266		BOLT- (AN3-5A)	2	32R-8113001 and up
	407 584		WASHER - (AN960-10L)	2	
-87	400 673		SCREW - (AN23-11)	1	
	404 100		NUT - (AN310-3)	1	
	424 051		COTTER PIN - (MS24665-132)	1	
-88	401 269		BOLT- (AN3-10A)	1	
	62833-101		WASHER	1	
	407 584		WASHER - (AN960-10)	1	
	404 887		NUT - (MS20365- 1032C)	1	
-89	69011-00		LUG - Control cable support bracket	1	32R-8013001 thru 32R-8013150
-90	69012-00		CLAMP - Control cable attachment	1	32R-8013001 thru 32R-8013150
	18219-00		CLAMP - Control cable attachment	1	32R-8113001 and up
-91	37833-08		BRACKET - Control cable	1	32R-8113001 and up
-92	410 241		SCREW - (MS24694-S6)	2	32R-8113001 and up
	407 563		WASHER - (AN960-8)	6	32R-8113001 and up
	404 910		NUT - (MS20365-832C)	2	32R-8113001 and up
-93	418 600		SCREW - (MS24677-24)	2	32R-8113001 and up
	407 564		WASHER - (AN960-10)	2	32R-8113001 and up
-94	407 564		WASHER - (AN960-10)	2	32R-8113001 and up
	404 887		NUT - (MS20365-1032C)	2	32R-8113001 and up
-95	416 787		SCREW- (MS35191-274)	2	32R-8113001 and up
	407 584		WASHER - (AN960-10L)	6	32R-8113001 and up
	404 887		NUT - (MS20365-1032C)	2	32R-8113001 and up

When ordering, always specify Part Number, Description, and Serial Number of Aircraft

FOR INSTRUCTIONAL USE ONLY
PIPER AIRCRAFT
PA-32R-301/301T
AIRPLANE PARTS CATALOG

CODE EXPLANATIONS FOR FIGURE 60

- A - Used if a 2.72" L. quadrant adjusting handle (p/n 66773-00) is installed.
- B - Used if a 2.94" L. quadrant adjusting handle (p/n 63039-04) is installed.
- C - See Figure 92A if Mitchell Century 41 AutoPilot is installed, or Figure 92B if King KFC-200 AutoPilot with Flight Director is installed.

FOR INSTRUCTIONAL USE ONLY
PIPER AIRCRAFT
PA-32R-301/301T
AIRPLANE PARTS CATALOG

Figure and Index Number	Part Number	Code	Nomenclature	No. Req.	Serial Numbers Affected
60-	98644		DRAWING - Engine Controls Installation		
-1	38091-00		QUADRANT ASSEMBLY - Control	1	
-2	67223-04		* LEVER ASSEMBLY - Throttle	1	
-3	66979-00	C	** KNOB - Throttle lever	1	
-4	69485-00		* LEVER - Propeller control	1	
-5	67214-00		* LEVER - Mixture control	1	
-6	24047-00		* KNOB - Propeller control	1	
-7	24048-00		* KNOB - Mixture control	1	
-8	79473-00		* PLATE - Mixture control	1	
-9	67215-03		* BRACKET ASSEMBLY - Quadrant, left	1	
	67216-00		* BRACKET ASSEMBLY - Quadrant, right	1	
-10	38200-00		* SWITCH - Quadrant	1	
-11	38202-00		* BRACKET- Switch	1	
-12	66773-00		* HANDLE - Quadrant adjusting (2.72" L.)	1	
	63039-04		* HANDLE - Quadrant adjusting (2.94" L.)	1	
-13	67218-00		* PLATE - Quadrant control, friction	2	
-14	67218-02		* PLATE - Quadrant control, friction	2	
-15	69319-00		* PIN - Quadrant friction plate	1	
-16	68699-14		* SPACER - Quadrant control	2	
-17	62833-50		* WASHER	2	
-18	66774-00		* CAM - Quadrant control	1	
-19	400 185	A	* BOLT - (AN5-43)	1	
	400 184	B	* BOLT - (AN5-41)	1	
-20	62833-46		* WASHER	1	
-21	408 815		* WASHER - (3502-18-04)	2	
-22	407 566		* WASHER - (AN960-516)	AR	
-23	404 394		* NUT - (AN320-5)	1	
	424 051		* COTTER PIN - (MS24665-132)	1	
-24	415 533		* SCREW- (MS35206-243)	2	
-25	406 345		* NUT - (A109-014-1)	2	
-26	68699-09		* SPACER - (.191 thick)	1	
-26a	407 586	B	* WASHER - (AN960-516L)	1	
-27	38090-03		ANGLE - Clip, clamp attachment	1	
-28	553 885		CONTROL CABLE ASSEMBLY - Alternate air (PS50146-4-12)	1	
-29	455 360		CONTROL CABLE ASSEMBLY - Mixture (PS50146-13-9)	1	
-30	455 360		CONTROL CABLE ASSEMBLY - Throttle (PS50146-13-9)	1	
-31	554 350		CONTROL CABLE ASSEMBLY - Propeller (PS50146-13-14)	1	
-32	66855-05		CONTROL ASSEMBLY - Alternate air	1	
-33	18219-02		CLAMP - Prop control cable	1	
-34	69012-00		CLAMP - Control cable attachment	2	
-35	63900-12		BUSHING	1	
-36	66980-00		KNOB - Alternate air	1	
-37	69324-03		MOUNT ASSEMBLY - Cockpit engine controls	1	
-38	69546-00		BRACKET ASSEMBLY - Prop pitch control	1	
-39	98645-06		PLATE ASSEMBLY - Engine control mount	1	32R-8029001 thru 32R-8029131
	98645-09		PLATE ASSEMBLY - Engine control mount	1	32R-8129001 and up
-40	31747-00		JOINT ASSEMBLY - Ball,spring type(469 141)	1	
-41	553 182		BOOT- Cable (AD1204-1)	3	
-42	38090-02		LINK - Clamp attachment	1	
-43	98645-05		PLATE ASSEMBLY - Engine control mount	1	32R-8029001 thru 32R-8029131
	98645-10		PLATE ASSEMBLY - Engine control mount	1	32R-8129001 and up
-44	69308-00		ARM - Alternate air cable	1	
-45	66789-00		PLATE - Firewall seal	4	
-46	68770-12		GROMMET - Firewall seal	2	

When ordering, always specify Part Number, Description, and Serial Number of Aircraft

Reissued: May 27, 1999

FOR INSTRUCTIONAL USE ONLY
PIPER AIRCRAFT
PA-32R-301/301T
AIRPLANE PARTS CATALOG


Figure and Index Number	Part Number	Code	Nomenclature	No. Req.	Serial Numbers Affected
60-47	68770-19		GROMMET- Firewall seal	2	
-48	68771-10		GASKET - Firewall seal	1	
-49	68771-16		GASKET- Firewall seal	1	
-50	62833-101		WASHER	3	
-51	452 606		BEARING - (PS10020-16-2)	2	
-52	488 327		CLEVIS - (AN665-21R)	3	
-53	424 174		PIN - (MS20392-2C11)	3	
	407 584		WASHER - (AN960-10L)	3	
	424 051		COTTER PIN - (MS24665-132)	3	
-54	400 055		BOLT - (AN3-10)	1	
	407 564		WASHER - (AN960-10)	3	
	404 100		NUT - (AN310-3)	1	
	424 051		COTTER PIN - (MS24665-132)	1	
-55	400 058		BOLT - (AN3-13)	1	32R-8029001 thru 32R-8029131
	401 270		BOLT - (AN3-11A)	1	32R-8129001 and up
	407 564		WASHER - (AN960-10)	3	32R-8029001 thru 32R-8029131
	407 104		WASHER - (AN935-10)	1	32R-8129001 and up
	404 100		NUT - (AN310-3)	1	32R-8029001 thru 32R-8029131
	404 887		NUT - (MS20365-1032C)	1	32R-8129001 and up
	424 051		COTTER PIN - (MS24665-132)	1	32R-8029001 thru 32R-8029131
-56	401 274		BOLT- (AN3-15A)	1	
	407 584		WASHER - (AN960-10L)	1	
	404 835		NUT - (MS20364-1032C)	1	
-57	401 919		BOLT - (MS20074-04-04)	4	
	407 565		WASHER - (AN960-416)	4	
-58	95061-180		BUSHING - Spacer	1	
-59	418 420		SCREW - Cap (1/4-20 NC-3 x 1/2)	1	
	407 044		WASHER - (MS35338-44)	1	
-60	415 535		SCREW- (MS35206-245)	7	
-61	415 533		SCREW- (MS35206-243)	2	
	407 584		WASHER - (AN960-10L)	2	
	404 833		NUT - (MS20364-832C)	2	
-62	407 584		WASHER - (AN960-10L)	AR	
	404 887		NUT - (MS20365-1032C)	1	
-63	69011-03		BRACKET - Control cable support	2	32R-8129001 and up
-64	407 043		WASHER - (MS35338-43)	6	
	404 224		NUT - (AN315-3R)	6	

When ordering, always specify Part Number, Description, and Serial Number of Aircraft

FOR INSTRUCTIONAL USE ONLY
PIPER AIRCRAFT
PA-32R-301/301T
AIRPLANE PARTS CATALOG

GRIDS 1L11 THRU 1L24
INTENTIONALLY LEFT BLANK

FOR INSTRUCTIONAL USE ONLY



AIRPLANE PARTS CATALOG

SARATOGA SP
TURBO SARATOGA SP
SARATOGA II HP

PA-32R-301/301T

CARD 2 OF 2

PIPER AIRCRAFT CORPORATION

Courtesy of Bomar Flying Service
www.bomar.biz

FOR INSTRUCTIONAL USE ONLY
PIPER AIRCRAFT
PA-32R-301/301T
AIRPLANE PARTS CATALOG

Published by
Technical Publications

Piper Aircraft Corporation
2926 Piper Drive
Vero Beach, Florida 32960
U.S.A.



Member of GAMA
General Aviation
Manufacturers Association

FOR INSTRUCTIONAL USE ONLY
PIPER AIRCRAFT
PA-32R-301/301T
AIRPLANE PARTS CATALOG

AEROFICHE EXPLANATION AND REVISION STATUS

The Parts Catalog information in this set of Aerofiche cards is arranged in accordance with general specifications of Aerofiche adopted by the General Aviation Manufacturer's Association.

Conversion of Aerofiche alpha/numeric code numbers:

First number is the Aerofiche card identifier.

Letter is the horizontal line reference per card.

Second number is the vertical line reference per card.

Example: 2J16 = Aerofiche card number two of given set, Grid location J16.

REVISIONS

The information compiled in this Aerofiche Parts Catalog is kept current by revisions distributed periodically. Each revision is a complete Aerofiche card replacement and supersedes Aerofiche cards of the same number in the set.

Revisions to this PA-32R-301/301T Parts Catalog issued December 5, 1979 and reissued May 27, 1999 are as follows:

<u>Effectivity</u>	<u>Publication Date</u>	<u>Aerofiche Card Effectivity</u>
ORG 791205	December 5, 1979	1 and 2
PR 800813	August 13, 1980	1 and 2
PR 810416	April 16, 1981	1 and 2
PR 810908	September 8, 1981	1 and 2
PR 820212	February 12, 1982	1 and 2
PR 820908	September 8, 1982	1 and 2
PR 830310	March 10, 1983	1 and 2
PR 830811	August 11, 1983	1 and 2
PR 840215	February 15, 1984	1 and 2
PR 840807	August 7, 1984	1 and 2
PR 930615	June 15, 1993	1 and 2
PR 990527	May 27, 1999	1 and 2

FOR INSTRUCTIONAL USE ONLY
PIPER AIRCRAFT
PA-32R-301/301T
AIRPLANE PARTS CATALOG

INTRODUCTION

This illustrated Parts Catalog provides simple, positive identification of replacement parts for the Piper Model PA-32R-301/301T Saratoga, manufactured by the Piper Aircraft Corporation of Vero Beach, Florida.

NOTE: DO NOT USE THIS CATALOG FOR RIGGING AND INSTALLATION PURPOSES.

1. The catalog is divided into fourteen major sections as follows:
 - a. Section I to XIII inclusive contains all replacement parts for the complete airplane. Each section is subdivided and each division includes an illustration and a parts listing.
 - b. Section XIV is the Miscellaneous Group. This group includes an illustration and parts list for the Placards and Exterior Stencils, a listing of the Optional Equipment Kits, Repair kits and Special Tools, and a listing of Miscellaneous Hardware and Consumables.

2. The following is a brief explanation of the columns in the parts lists: (Refer to EXAMPLE below).
 - a. The FIGURE AND INDEX NUMBER column indicates the illustration figure number and its part index number. EXAMPLE: (2-1), the 2 is the figure number and the 1 is the index number. The figure number appears only at the top of each parts list page.
 - b. The PART NUMBER column contains the identifying number of the replacement part and this number must be shown on all parts orders.
 - c. The CODE column is for the purpose of indicating special uses of the part. An explanation of the letter code used is shown on the grid (page) preceding each parts listing and pertains to that listing only.
 - d. The NOMENCLATURE column indicates the part name. This name must be shown on all parts orders.
 - e. The NO. REQ. (Number Required) column represents the total quantity of parts used per figure when the part is not indented and the quantity of parts used per assembly when the part is indented. The symbol AR listed in this column means As Required.
 - f. The SERIAL NUMBERS AFFECTED column indicates the part application by airplane serial number.

EXAMPLE

Figure and Index Number	Part Number	Code	NOMENCLATURE	No. Req.	SERIAL NUMBERS AFFECTED
2-1	XXXXX-XX		DOOR ASSEMBLY - Baggage compartment	X	
-2	XXXXX-XX		* TUBE ASSEMBLY - Baggage door latch	X	
-3	XXXXX-XX		* * CLEVIS - Door latch tube assembly	X	
-4	XXXXX-XX		* * CLIP - Door latch tube assembly	X	

In the nomenclature column, the next higher assembly relationship of items covered is shown by the degree of indentation of each item and is indicated by an asterisk (*). One asterisk signifies one indentation, two signifies two indentions, etc. The example listing above is interpreted as follows:

If the DOOR ASSEMBLY (not indented) is ordered, it will include the three items indented under the DOOR ASSEMBLY.

If the TUBE ASSEMBLY (indented one space) is ordered, it will include the two items indented under the TUBE ASSEMBLY.

If you want only a CLEVIS or CLIP, you order only that item.

FOR INSTRUCTIONAL USE ONLY

**PIPER AIRCRAFT
PA-32R-301/301T
AIRPLANE PARTS CATALOG**

3. Piper Aircraft will supply all attaching parts to its customers in any quantity. When purchasing the attaching parts such as nuts, bolts, washers, cotter pins, etc. from Piper Aircraft the customer or service center need only order the part(s) needed.
4. All items of Optional Equipment are contained in the parts list in their proper sequence and sections. These items were not marked optional, since they are fully identified by their descriptions.

**HOW TO IDENTIFY A PART
IF YOU KNOW WHAT IT LOOKS LIKE
AND KNOW WHERE IT IS LOCATED**

1. Refer to Figure 1 to determine the section number in which the part is used.
2. Refer to the Table of Contents and locate the section. Note the figure numbers that illustrate the various subgroups of this main section. Select the figure title you think might contain the part you wish to identify and proceed to the grid (page) specified. If you don't find the part on this illustration, try another figure in this group.
3. Refer to Figure and Index Number in the parts listing for description of the part.

HOW TO ORDER PARTS

When ordering parts for your Piper airplanes, please observe the following instructions:

1. Place your order with your local distributor or service center.
2. Specify the model and serial number of your airplane.
3. Specify Part Number, Name, Type and Quantity Required.
4. Specify the method of shipment — freight, express, parcel post, air express, air freight or air parcel post. Where the nature of the shipment requires it or when no instructions are given, we reserve the right to ship the most suitable way.
5. Request price and delivery information prior to order placement.

GENERAL INFORMATION

1. Shortages
All orders are checked before leaving our Shipping Department. A packing slip is enclosed with the shipment. Claims for errors or shortages must be made within three days after receipt of orders.
2. Returned Goods
No material should be returned without first securing written permission. Material sent in without notice will be held at the owner's risk for thirty days and will then be disposed of as we see fit.

Transportation charges must be prepaid on returned goods or the shipment will be refused.

3. Transportation Liabilities
The Piper Aircraft Corporation cannot be held liable for damages to parts in transit from the factory. If a shipment is received in a damaged condition, have the delivery man or transportation company make a notation of the damage and file your claim with the carrier. In case of concealed damage, do not attempt to remove the part from the shipping container, or try to repair the damage, call the carrier and have their claim agent inspect the damage before filing your claim with the carrier.

FOR INSTRUCTIONAL USE ONLY
PIPER AIRCRAFT
PA-32R-301/301T
AIRPLANE PARTS CATALOG

MODEL SERIAL NUMBER INFORMATION

The serial numbers of the PA-32R-301 Saratoga SP aircraft covered by this Parts Catalog are as follows:

1980	32R-8013001 thru 32R-8013139
1981	32R-8113001 thru 32R-8113123
1982	32R-8213001 thru 32R-8213060
1983	32R-8313001 thru 32R-8313030
1984	32R-8413001 thru 32R-8413024
1985	32R-8513001 thru 32R-8513016
1986	32R-8613001 thru 32R-8613005, 3213001, 3213002
1987	3213003 thru 3213008
1988	3213009 thru 3213019
1989	3213020 thru 3213033, 3213035
1990	3213034, 3213036, 3213037
1992	3213038 thru 3213041

The Serial Numbers of the PA-32R-301T Turbo Saratoga SP aircraft covered by this Parts Catalog are as follows:

1980	32R-8029001 thru 32R-8029110, 32R-8029121
1981	32R-8129001 thru 32R-8129114
1982	32R-8229001 thru 32R-8229068
1983	32R-8329001 thru 32R-8329040
1984	32R-8429001 thru 32R-8429027
1985	32R-8529001 thru 32R-8529020
1986	32R-8629001 thru 32R-8629005, 3229001, 3229002
1987	32R-8629006, 3229003

The Serial Numbers of the PA-32R-301 Saratoga II HP aircraft covered by this Parts Catalog are as follows:

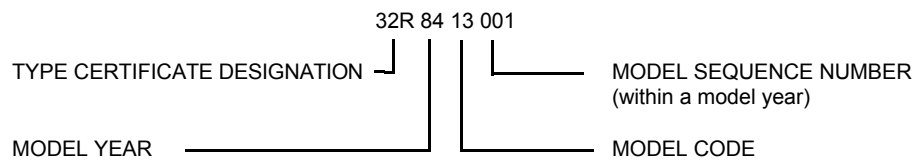
1994	3213042 thru 3213084
1995	3213085 thru 3213103

SERIAL NUMBER EXPLANATION

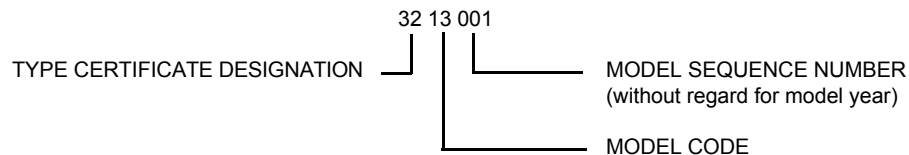
The Serial Number on the Manufacturer's Identification Plate is based on either a 3- or 4-set numbering system. In the 4-set system, the first set defines the Type Certificate Designation, the second set is the Model Year, the third set is the Model Code, while the fourth set is the Model Sequence Number (within a model year).

The 3-set system omits the model year and begins a new sequence with 3213001 for the PA-32R-301, and 3229001 for the PA-32R-301T. This new sequence continues without renumbering for a new year.

EXAMPLE (with model year)



EXAMPLE (without model year)



FOR INSTRUCTIONAL USE ONLY
PIPER AIRCRAFT
PA-32R-301/301T
AIRPLANE PARTS CATALOG

STANDARD PAINT CHART

	MFG. NO.	PIPER PART NUMBER	
EXTERIOR		QUART	GALLON
POLYURETHANE ENAMEL (Dupont Imron)			
Baja Yellow	H7850U	4175 461	1175 461
Juneau White	H7848U	4175 462	1175 462
Ocala Orange	H7857UM	4175 463	1175 463
Madrid Red	H7851UM	4175 464	1175 464
Bahama Blue	H7853U	4175 465	1175 465
Avocado	H7852U	4175 466	1175 466
Las Vegas Gold	5242U	4176 121	1176 121
Dakota Black	99U	4175 467	1175 467
Denver Brown	H7859U	4176 122	1176 122
Matador Red	H7858U	4175 468	1175 468
Royal Blue	H7856U	4175 469	1175 469
Hickory Brown	H7855U	4175 470	1175 470
Silver	4531U	4176 123	1176 123
Lime Green	H7854U	4175 460	1175 460
Sage Green	K7887U	4176 132	1176 132
Firethorn	K7888UW	4176 133	1176 133
Buckskin	K7890U	4176 135	1176 135
Dark Blue	K7891U	4176 136	1176 136
Platinum Gray	N7819U	4176 126	1176 126
Sandalwood Tan	N7818U	4176 127	1176 127
Dark Claret	K7886U	4176 131	1176 131
Burnished Gold	N8068U	4763 528	1763 528
Light Blue	K8149U	4763 529	1763 529
Dark Saddle	N8070U	4763 530	1763 530
Dark Green	N8071U	4763 531	1763 531
Saffron	K7889UH	4763 532	1763 532
Light Sandalwood	W8275	4763 533	1763 533
Light Platinum	W8274	4763 534	1763 534
Catalyst (Activator)	912S	4179 950	1179 950
Reducer	Y8485S	4179 145	1179 145
Retarder	8100S	4179 599	1179 599
Accelerator	189S	4179 951	
POLYURETHANE PRIMER (Dupont Imron)			
Wash Primer	B9287	4170 766	1179 766
Wash Primer Thinner	K1733	4179 452	1179 452
Acid Thinner	B9289	4179 403	1179 403
INTERIOR			
INSTRUMENT PANEL			
Cadet Dark Grey (PA-46-310P)			170 902
Grey II (PA-46-350P)			170 907

NOTE: SEE SERVICE SPARES LETTER 407 FOR AVAILABILITY OF COLOR PAINT FOR THERMOPLASTIC INTERIOR PANELS.

FOR INSTRUCTIONAL USE ONLY
PIPER AIRCRAFT
PA-32R-301/301T
AIRPLANE PARTS CATALOG

TABLE OF CONTENTS

FIGURE NUMBER	FIGURE TITLE	GRID NUMBER
1	Complete Airplane	1A12, 2A12
SECTION I WING GROUP		
2	Wing Installation	1A15
3	Wing Leading Edge Assembly	1A20
4	Wing Trailing Edge Assembly	1A23
5	Aileron Assembly	1B4
6	Flap Assembly	1B7
SECTION II FUSELAGE GROUP		
7	Fuselage Assembly - Complete	1B11
8	Fuselage Upper Forward Cockpit Assembly	1B15
9	Fuselage Upper Center Cockpit Assembly	1B19
10	Fuselage Upper Aft Cockpit Assembly	1B23
11	Fuselage Lower Forward Cockpit Assembly	1C2
12	Fuselage Lower Aft Cockpit Assembly	1C6
13	Fuselage Aft Section	1C10
14	Fuselage Forward Cabin Door	1C14
15	Fuselage Aft Cabin Door	1C19
16	Fuselage Forward Baggage Door	1C24
17	Fuselage Aft Cargo Door	1D3
18	Fuselage Enclosure Installation	1D7
SECTION III TAIL SURFACES GROUP		
19	Tail Surfaces Installation	1D13
20	Stabilator Assembly	1D17
21	Fin Assembly	1D20
22	Rudder Assembly	1D23
SECTION IV LANDING GEAR GROUP		
23	Nose Gear Installation	1E3
24	Nose Gear Assembly	1E8
25	Nose Wheel Assembly (Cleveland)	1E12
26	Nose Wheel Assembly (McCauley)	1E15
27	Main Gear Installation	1E18
28	Main Gear Assembly	1E23
29	Main Wheel Assembly	1F3
30	Brake Assembly	1F6
31	Landing Gear Door Installation (PA-32R-301)	1F9
32	Landing Gear Door Installation (PA-32R-301T)	1F12
33	Hand Brake Installation	1F16
34	Toe Brake Installation	1F20
35	Toe Brake Master Cylinder Assembly	1F23

FOR INSTRUCTIONAL USE ONLY
PIPER AIRCRAFT
PA-32R-301/301T
AIRPLANE PARTS CATALOG

TABLE OF CONTENTS

FIGURE NUMBER	FIGURE TITLE	GRID NUMBER
SECTION V		
CABIN EQUIPMENT GROUP		
36	Cabin Finishing Installation	1G3
36A	Cabin Finishing Installation (PA-32R-301 s/n 3213029 and 3213042 and up)	1G10
37	Window Curtains Installation (PA-32R-301 s/n 32R-8013001 thru 32R-8113133)	1G13
	(PA-32R-301T s/n 32R-8029001 thru 32R-8129124)	
37A	Window Curtains Installation (PA-32R-301 s/n 32R-8213001 and up)	1G16
	(PA-32R-301T s/n 32R-8229001 and up)	
37B	Window Shades and Reveals Installation (PA-32R-301 s/n 3213029 and 3213042 and up)	1G19
38	Carpet Installation	1G22
39	Headliner and Forward Fresh Air Duct Installation	1H6
40	Seats Installation	1H9
41	Vertically Adjustable Front Seat Assembly	1H15
42	7th Seat Installation	1H20
43	Aft Facing Seat Assembly - Center	1H23
44	Club Seating Installation	1I2
SECTION VI		
INSTRUMENTS GROUP		
45	Instrument Panel Installation (PA-32R-301 s/n 32R-8013001 and up, 3213001 thru 3213028,	1I7
	3213030 thru 3213041, and PA-32R-301T)	
45A	Instrument Panel Installation (PA-32R-301 s/n 3213029 and 3213042 and up)	1I12
46	Vacuum System Installation	1I15
46A	Standby Vacuum System Installation	1I18
47	Pitot Static System Installation	1I21
SECTION VII		
POWER PLANT GROUP		
48	Power Plant Installation (PA-32R-301)	1J1
49	Power Plant Installation (PA-32R-301T)	1J6
50	Engine Instrument Lines Installation (PA-32R-301T)	1J11
51	Engine Exhaust System Installation (PA-32R-301 s/n 32R-8013001 and up,	1J14
	3213001 thru 3213028, 3213030 thru 3213041, and PA-32R-301T)	
51A	Engine Exhaust System Installation (PA-32R-301 s/n 3213029 and 3213042 and up)	1J17
52	Engine Baffle Installation (PA-32R-301 s/n 32R-8013001 and up, 3213001 thru 3213028,	1J20
	3213030 thru 3213041)	
53	Engine Baffle Installation (PA-32R-301T)	1J23
53A	Engine Baffle Installation (PA-32R-301 s/n 3213029 and 3213042 and up)	1K2
54	Engine Cowl Assembly (PA-32R-301 s/n 32R-8013001 and up, 3213001 thru 3213028,	1K5
	3213030 thru 3213041)	
55	Engine Cowl Assembly (PA-32R-301T)	1K8
55A	Engine Cowl Assembly (PA-32R-301 s/n 3213029 and 3213042 and up)	1K11
56	Two Blade Propeller Assembly (Hartzell) (PA-32R-301)	1K14
56A	Three Blade Propeller Assembly (Hartzell) (PA-32R-301)	1K17
57	Two Blade Propeller Assembly (Hartzell) (PA-32R-301T)	1K20
58	Three Blade Propeller Assembly (Hartzell) (PA-32R-301T)	1K23
59	Engine Controls Installation (PA-32R-301)	1L2
60	Engine Controls Installation (PA-32R-301T)	1L7

FOR INSTRUCTIONAL USE ONLY
PIPER AIRCRAFT
PA-32R-301/301T
AIRPLANE PARTS CATALOG

TABLE OF CONTENTS

FIGURE NUMBER	FIGURE TITLE	GRID NUMBER
SECTION VIII		
FUEL SYSTEM GROUP		
61	Forward Fuel System Installation (PA-32R-301).....	2A15
62	Aft Fuel System Installation (PA-32R-301).....	2A18
63	Forward Fuel System Installation (PA-32R-301T).....	2A22
64	Aft Fuel System Installation (PA-32R-301T)	2B1
65	Fuel Tank Assemblies	2B5
SECTION IX		
CONTROL SYSTEM GROUP		
66	Aileron Control Installation	2B9
67	Flap Control Installation (PA-32R-301 s/n 32R-8013001 thru 32R-8413024)..... (PA-32R-301T s/n 32R-8029001 thru 32R-8429028)	2B13
67A	Flap Control Installation (PA-32R-301 s/n 32R-8513001 and up)..... (PA-32R-301T s/n 32R-8529001 and up)	2B17
68	Stabilator Control Installation	2B21
69	Stabilator Trim Installation.....	2B24
70	Rudder Control Installation	2C4
71	Rudder Trim Mechanism Installation.....	2C7
72	Control Wheel Installation	2C10
73	Rudder Pedal Installation.....	2C14
SECTION X		
HYDRAULIC SYSTEM GROUP		
74	Hydraulic System Installation	2C17
SECTION XI		
ENVIRONMENTAL GROUP		
75	Cabin Heat and Defroster System	2C21
76	Aft Fresh Air Duct Installation	2D2
77	Air Conditioning Compressor, Refrigerant Lines and Alternator Installation	2D5
78	Air Conditioning Duct and Evaporator Installation	2D9
79	Air Conditioning Condenser Installation.....	2D12
80	Oxygen System Installation (Fixed)	2D15
80A	Pneumatic Deicer Installation (PA-32R-301T s/n 32R-8129012 and up).....	2D19
SECTION XII		
ELECTRICAL SYSTEM GROUP		
81	Electrical System Installation	2D23
82	Instrument Panel Electrical Installation	2E4
82A	Main Switch Panel Assembly (PA-32R-301 s/n 3213029 and 3213042 and up).....	2E8
82B	Annunciator Panel Assembly (PA-32R-301 s/n 3213029 and 3213042 and up)	2E11
82C	Circuit Breaker Panel Assembly (PA-32R-301 s/n 3213029 and 3213042 and up).....	2E14
83	Air Conditioning Electrical Installation.....	2E17
84	Battery Box Installation	2E20
85	External Power Supply Installation	2E23
86	Alternator Assembly (60 amp Prestolite)	2F2
87	Alternator Assembly and Installation (90 amp Ford).....	2F5
88	Strobe Lights Installation.....	2F8
88A	Two Blade Heated Propeller System Installation (PA-32R-301T).....	2F11
88B	Three Blade Heated Propeller System Installation (PA-32R-301T)	2F14
88C	Heated Glass Panel Installation (PA-32R-301T s/n 32R-8129012 and up).....	2F17

FOR INSTRUCTIONAL USE ONLY
PIPER AIRCRAFT
PA-32R-301/301T
AIRPLANE PARTS CATALOG

TABLE OF CONTENTS

FIGURE NUMBER	FIGURE TITLE	GRID NUMBER
SECTION XIII		
ELECTRONICS GROUP		
89	Electric Trim Installation	2F21
90	AutoFlite II Installation	2F24
91	AutoControl III B Installation (PA-32R-301 s/n 32R-8013001 thru 32R-8013150)..... (PA-32R-301T s/n 32R-8029001 thru 32R-8029131)	2G3
91A	Century 21 AutoPilot Installation (PA-32R-301 s/n 32R-8113001 and up)..... (PA-32R-301T s/n 32R-8129001 and up)	2G6
91B	Century 31 AutoPilot Installation (PA-32R-301 s/n 32R-8413007 and up)..... (PA-32R-301T s/n 32R-8429001 and up)	2G9
92	AltiMatic III C Installation (PA-32R-301 s/n 32R-8013001 thru 32R-8113133)..... (PA-32R-301T s/n 32R-8029001 thru 32R-8129124)	2G12
92A	Century 41 AutoPilot Installation (PA-32R-301 s/n 32R-8113001 and up)..... (PA-32R-301T s/n 32R-8129001 and up)	2G16
92B	King KFC-200 AutoPilot Installation	2G19
92C	King KAP 100/150 KFC 150 AutoPilot Installation (PA-32R-301 s/n 32R-8413001 and up)..... (PA-32R-301T s/n 32R-8429001 and up)	2G22
93	Piper Automatic Locator (ELT 10) Installation (Narco Avionics)	2H1
93A	Piper Automatic Locator (ELT 910) Installation (Narco Avionics)	2H4
94	Radar Altimeter Installation (Bonzer)	2H7
95	Radar Altimeter Installation (King)	2H10
96	Encoder Installation (Narco AR850 and United 5125-P3)	2H13
97	Radio, Antenna System and Static Wicks Installation	2H16
98	Audio Selector Assembly	2H20
99	Radar System Installation (RCA)	2H23
99A	Radar System Installation (Norton).....	2I2
100	Avionics Cooling Installation	2I5
	Radio Installation Drawings	2I8
SECTION XIV		
MISCELLANEOUS GROUP		
101	Placards and Exterior Stencils (PA-32R-301 s/n 32R-8013001 and up, 3213001 thru 3213028, 3213030 thru 3213041, and PA-32R-301T)	2I11
102	Placards Installation (PA-32R-301 s/n 3213029 and 3213042 and up).....	2I15
	Optional Equipment Kits and Repair Kits	2I19
NUMERICAL INDEX		2I23

FOR INSTRUCTIONAL USE ONLY
PIPER AIRCRAFT
PA-32R-301/301T
AIRPLANE PARTS CATALOG

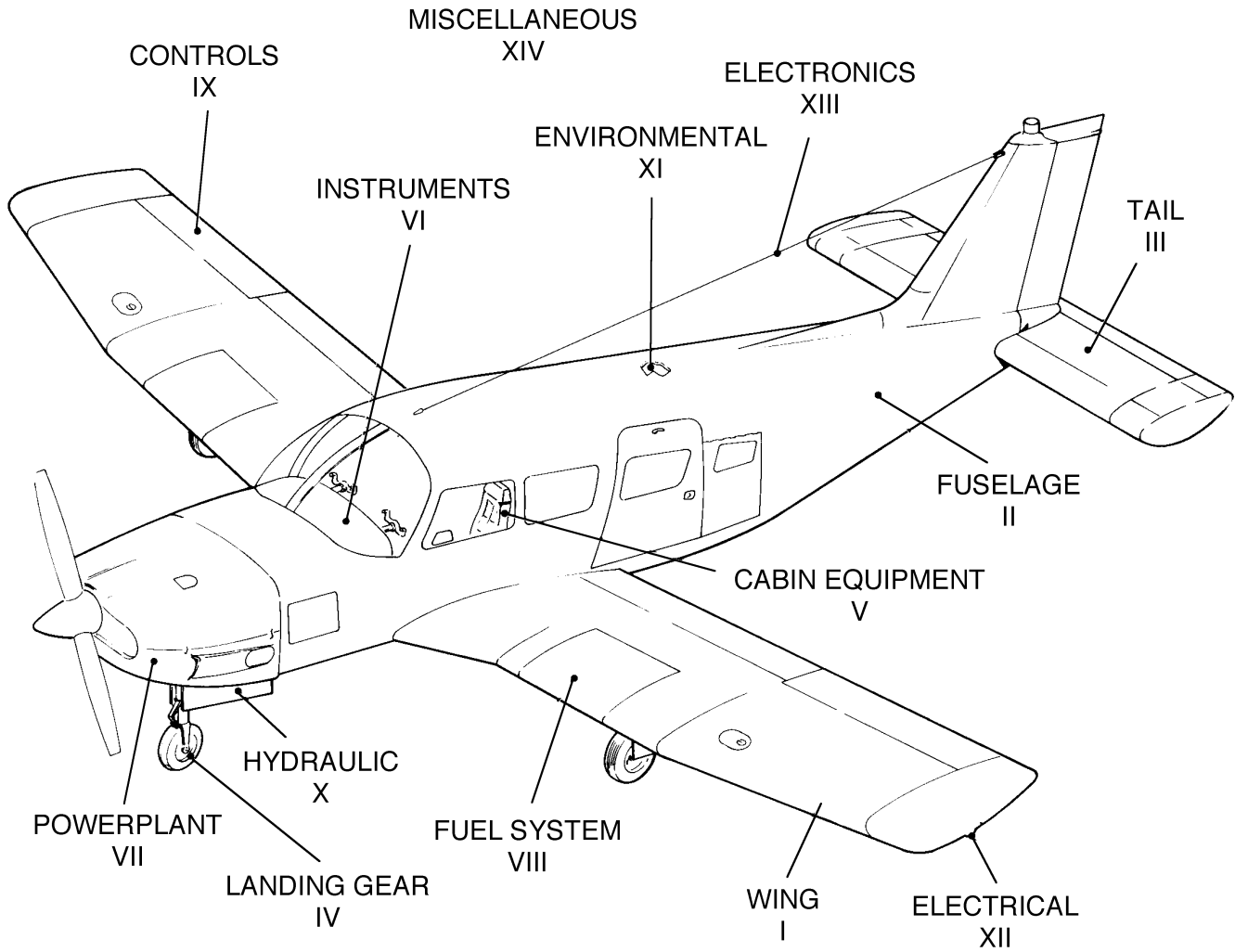


Figure 1. Complete Airplane

FOR INSTRUCTIONAL USE ONLY
PIPER AIRCRAFT
PA-32R-301/301T
AIRPLANE PARTS CATALOG

THIS PAGE INTENTIONALLY LEFT BLANK

FOR INSTRUCTIONAL USE ONLY
PIPER AIRCRAFT
PA-32R-301/301T
AIRPLANE PARTS CATALOG

THIS PAGE INTENTIONALLY LEFT BLANK

FOR INSTRUCTIONAL USE ONLY
PIPER AIRCRAFT
PA-32R-301/301T
AIRPLANE PARTS CATALOG

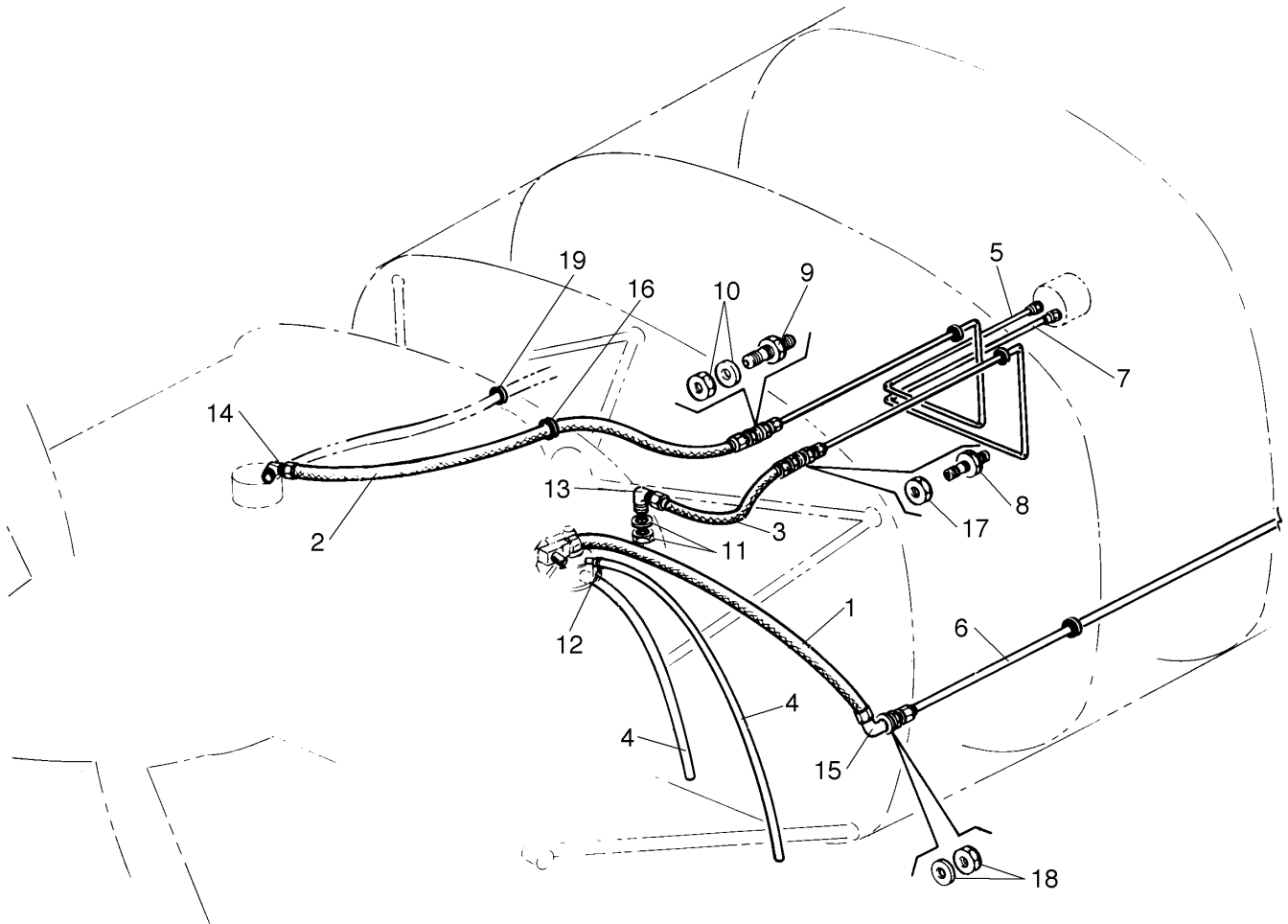


Figure 61. Forward Fuel System Installation
(PA-32R-301)

Reissued: May 27, 1999

FOR INSTRUCTIONAL USE ONLY
PIPER AIRCRAFT
PA-32R-301/301T
AIRPLANE PARTS CATALOG

CODE EXPLANATIONS FOR FIGURE 61

A - Used on PA-32R-301 with serial numbers 3213029 and 3213042 and up.

FOR INSTRUCTIONAL USE ONLY
PIPER AIRCRAFT
PA-32R-301/301T
AIRPLANE PARTS CATALOG

Figure and Index Number	Part Number	Code	Nomenclature	No. Req.	Serial Numbers Affected
61-	98531		DRAWING - Fuel System Installation		
-1	63901-110		HOSE ASSEMBLY - Engine fuel pump	1	32R-8013001 thru 32R-8013093
	63901-126		HOSE ASSEMBLY - Engine fuel pump	1	32R-8013094 and up
-2	63901-40		HOSE ASSEMBLY - Fuel flow gauge	1	
-3	63901-33		HOSE ASSEMBLY - Vent, fuel flow gauge	1	
-4	69015-04		HOSE - Engine fuel pump	2	
-5	67700-46		TUBE ASSEMBLY - Fuel flow pressure	1	
	67700-420	A	TUBE ASSEMBLY - Fuel flow pressure	1	
-6	67700-322		LINE ASSEMBLY - Engine pump to electric pump	1	32R-8013001 thru 32R-8013093
	67700-375		LINE ASSEMBLY - Engine pump to electric pump	1	32R-8013094 and up
-7	67700-47		TUBE ASSEMBLY - Fuel flow vent	1	
	67700-421	A	TUBE ASSEMBLY - Fuel flow vent	1	
-8	491 064		UNION - (AN832-2)	1	
-9	23319-00		UNION	1	
-10	477 628		NUT- (AN924-3)	1	
	407 567		WASHER - (AN960-616)	1	
-11	477 619		NUT - (AN924-2D)	1	
	407 566		WASHER - (AN960-516)	1	
-12	454 806		CLAMP - (SAE TY E-7)	2	
-13	458 876		ELBOW - (AN833-2D)	1	
-14	69464-00		ELBOW- Restricted, 90°	1	
-15	558 774		ELBOW - (MS21908-8) 90°	1	32R-8013001 thru 32R-8013093
	458 849		ELBOW - (AN833-8) 90°	1	32R-8013094 and up
-16	434 172		GROMMET- (MS35489-19S)	1	
-17	477 627		NUT - (AN924-2)	1	
-18	477 691		NUT - (AN924-8)	1	
	407 573		WASHER - (AN960-1216)	3	32R-8013001 thru 32R-8013093
	407 573		WASHER - (AN960-1216)	2	32R-8013094 and up
-19	434 163		GROMMET- (MS35489-15S)	1	

When ordering, always specify Part Number, Description, and Serial Number of Aircraft

Reissued: May 27, 1999

FOR INSTRUCTIONAL USE ONLY
PIPER AIRCRAFT
PA-32R-301/301T
AIRPLANE PARTS CATALOG

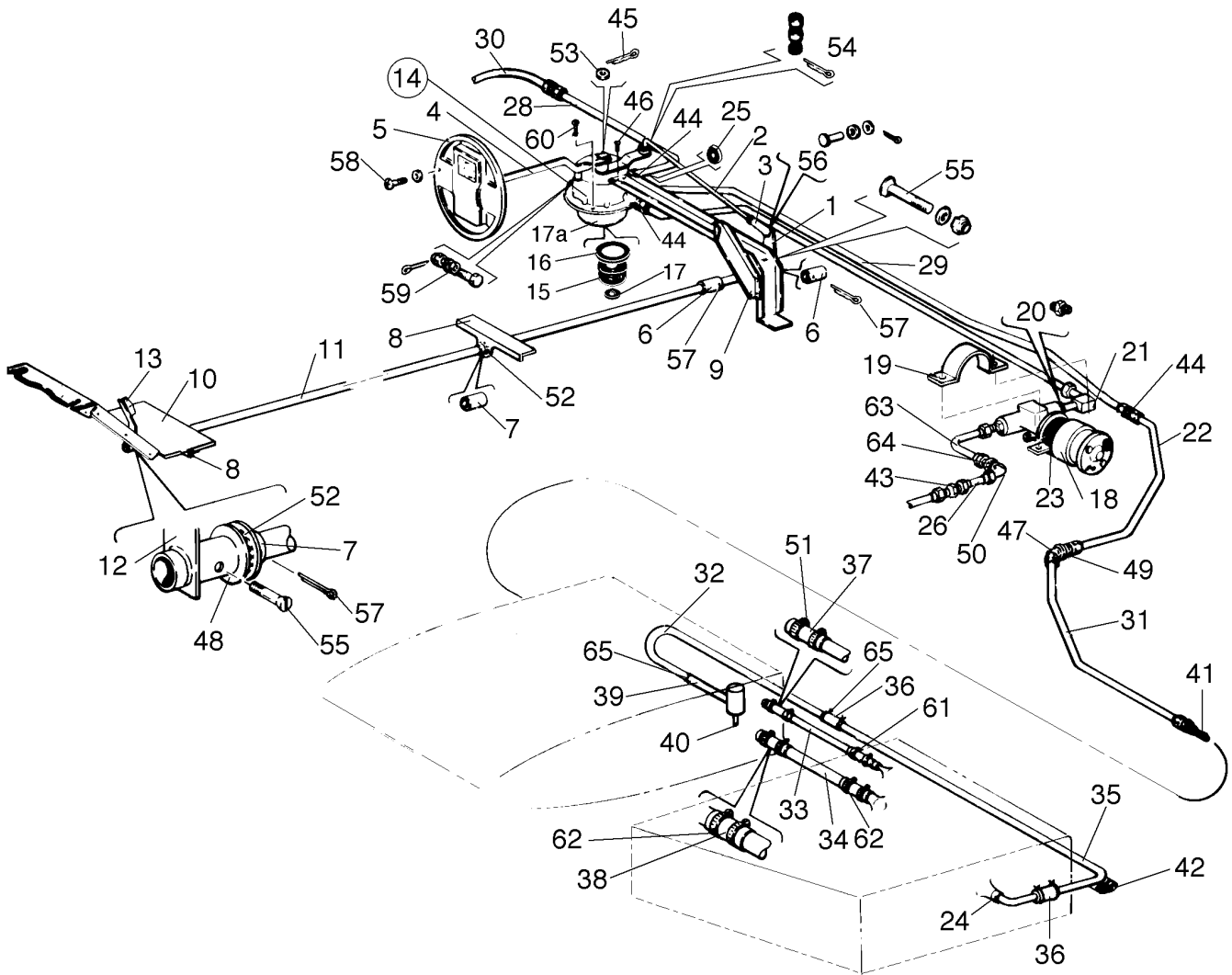


Figure 62. Aft Fuel System Installation
(PA-32R-301)

FOR INSTRUCTIONAL USE ONLY
PIPER AIRCRAFT
PA-32R-301/301T
AIRPLANE PARTS CATALOG

CODE EXPLANATIONS FOR FIGURE 62

A - When ordering, specify color.

FOR INSTRUCTIONAL USE ONLY
PIPER AIRCRAFT
PA-32R-301/301T
AIRPLANE PARTS CATALOG

Figure and Index Number	Part Number	Code	Nomenclature	No. Req.	Serial Numbers Affected
62-	98531		DRAWING - Fuel System Installation		
	38142		DRAWING - Fuel Selector Valve Installation		
-1	69092-02		ARM ASSEMBLY - Fuel selector control	1	
-2	65407-07		ROD ASSEMBLY - Fuel selector control	1	
-3	454 905		* CLEVIS - (RA13-187-2C)	1	
-4	38154-00		HANDLE - Quick drain	1	
-5	65461-19	A	COVER ASSEMBLY - Quick drain	1	
-6	63904-30		HOSE - Plastic	2	
-7	63904-22		HOSE - Plastic	2	
-8	65400-02		ANGLE - Fuel selector control	2	
-9	69094-04		BRACE ASSEMBLY - Fuel selector control	1	
-10	69489-00		PLATE - Tunnel	1	
-11	69093-02		TUBE - Torque, fuel selector control	1	
-12	69088-05		LEVER ASSEMBLY - Fuel selector control	1	
-13	69181-00		* KNOB	1	
-14	69735-05		VALVE ASSEMBLY - Fuel selector (1H65-5)	1	
-15	754 816		* FILTER ASSEMBLY - Fuel selector valve	1	
-16	762 503		* O-RING (Viton) 2-043	1	
-17	755 919		* O-RING (Viton)	1	
-17a	758 534		* BOWL - Fuel filter (A1-90-1)	1	
-18	481 708		PUMP - Electric fuel (1B5-6)	1	
	63900-127		BUSHING - Pump mount	2	
-19	69032-00		STRAP - Electric fuel pump	2	
-20	484 078		ADAPTER - (C5315 x 8 x 6)	1	
-21	560 763		ELBOW - (C5515 x 8 x 6)	1	
-22	67700-177		TUBE ASSEMBLY - Fuel selector to inboard fuel tank	1	
-23	189 732		TAPE - (1/8 x 1) 9"	1	
-24	37794-02		VALVE ASSEMBLY - Check	2	
-25	461 061		O-RING - (MS29512-08)	2	
-26	67700-368		TUBE ASSEMBLY - Electric fuel pump	1	
-27	67700-335		TUBE ASSEMBLY - Pump to fuel valve	1	
-28	67700-100		TUBE ASSEMBLY - Fuel selector valve	1	
-29	67700-176		TUBE ASSEMBLY - Fuel selector valve	1	
-30	67700-96		TUBE ASSEMBLY - Fuel selector to inboard fuel tank, right	2	
-31	67700-363		TUBE ASSEMBLY - Inboard fuel tank	2	
-32	67700-312		TUBE ASSEMBLY - Fuel vent	2	
-33	67700-314		TUBE ASSEMBLY - Interconnect ground (3/4" diameter)	2	
-34	67700-315		TUBE ASSEMBLY - Interconnect ground (2" diameter)	2	
-35	67700-337		TUBE - Outboard fuel tank	2	
-36	63913-40		HOSE - Connector	4	
-37	63913-93		HOSE - Connector	2	
-38	63913-92		HOSE - Connector	2	
-39	63913-188		HOSE - Fuel vent	2	
-40	38552-02		VENT ASSEMBLY - Fuel	2	
-41	68763-00		STRAINER ASSEMBLY - Fuel	2	
-42	63186-03		MOULDING - Extruded	4	
-43	551 846		UNION - (MS21900W8)	1	
-44	491 053		UNION - (AN815-8D)	4	
-45	424 058		COTTER PIN - (MS24665-281)	1	
-46	416 098		SCREW - (MS35265-45)	2	
	407 563		WASHER - (AN960-8)	2	
	404 910		NUT - (MS20365-832C)	2	

When ordering, always specify Part Number, Description, and Serial Number of Aircraft

FOR INSTRUCTIONAL USE ONLY
PIPER AIRCRAFT
PA-32R-301/301T
AIRPLANE PARTS CATALOG

Figure and Index Number	Part Number	Code	Nomenclature	No. Req.	Serial Numbers Affected
62-47	458 914		ELBOW - (AN837-8D)	2	
-48	407 570		WASHER - (AN960-916)	2	
-49	477 621		NUT - (AN924-8D)	2	
	407 573		WASHER - (AN960-1216)	2	
-50	458 905		ELBOW - (AN833-8D)	1	
51	554 797		CLAMP - (SAE TY F-12)	4	
-52	63976-23		GROMMET	2	
-53	62833-36		WASHER - Fuel selector valve stem	1	
-54	62833-11		WASHER - Rod assembly	2	
	407 584		WASHER - (AN960-10L)	1	
	424 051		COTTER PIN - (MS24665-132)	1	
-55	410 046		SCREW - (MS24694-S59)	2	
	407 564		WASHER - (AN960-10)	2	
	404 887		NUT - (MS20365- 1032C)	2	
-56	424 175		PIN - (MS20392-2C13)	1	
	424 051		COTTER PIN - (MS24665-132)	1	
-57	424 053		COTTER PIN - (MS24665-136)	3	
-58	415 267		SCREW - (8-32 x 1 1/2 L)	2	
	494 004		WASHER - (PS10016-8)	2	
-59	400 053		BOLT - (AN3-6)	1	
	407 584		WASHER - (AN960-10L)	2	
	404 392		NUT - (AN320-3)	1	
	424 050		COTTER PIN - (MS24665-134)	1	
-60	416 098		SCREW - (MS35265-45)	4	
-61	654 049		CLAMP - (#12HL)	2	
-62	654 047		CLAMP - (#32HL)	6	
-63	67700-369		TUBE ASSEMBLY - Electric fuel pump	1	
-64	477 621		NUT - (AN924-8D)	1	
-65	554 659		CLAMP - (SAE TY F-8)	12	

When ordering, always specify Part Number, Description, and Serial Number of Aircraft

FOR INSTRUCTIONAL USE ONLY
PIPER AIRCRAFT
PA-32R-301/301T
AIRPLANE PARTS CATALOG

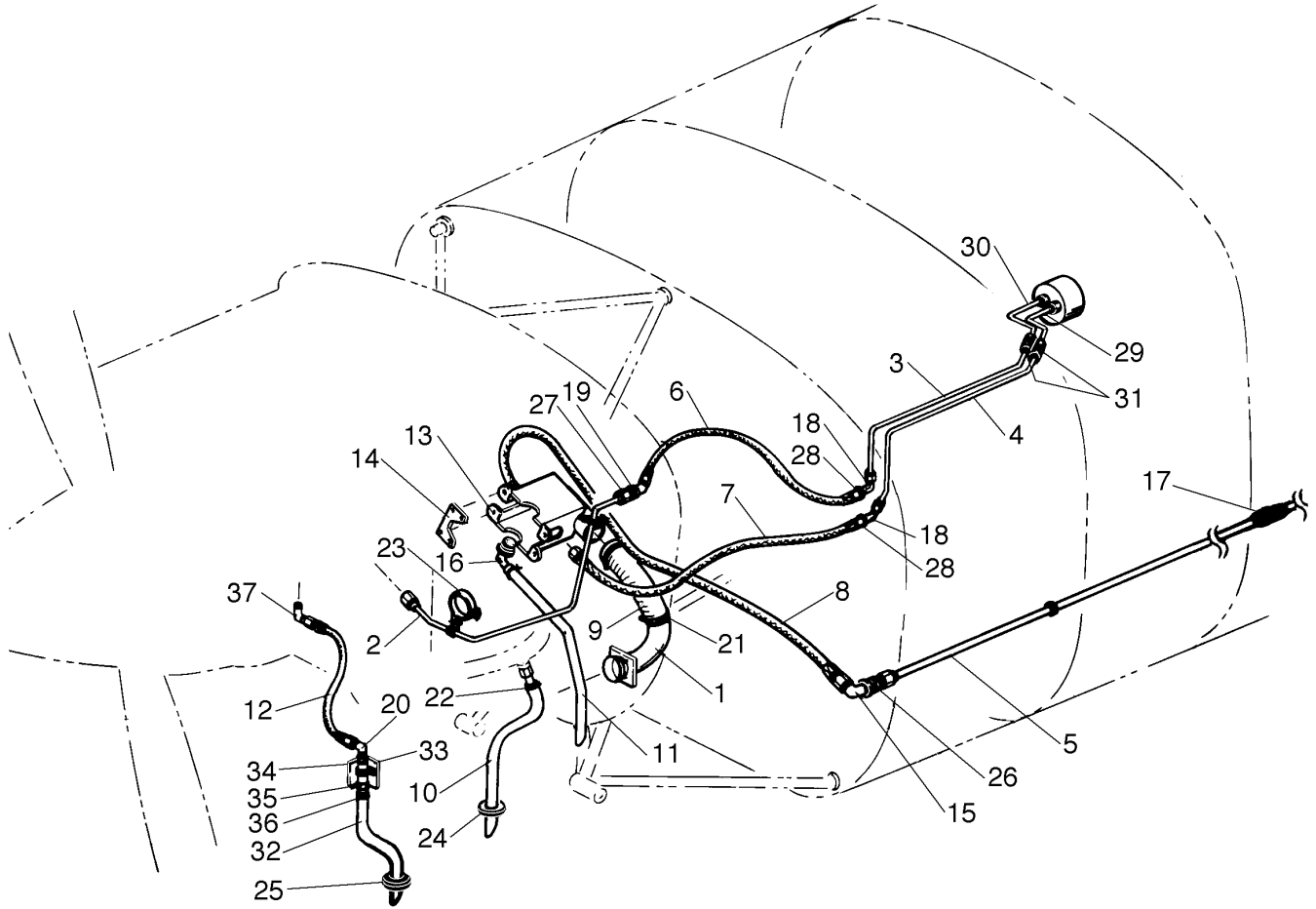


Figure 63. Forward Fuel System Installation
(PA-32R-301T)

FOR INSTRUCTIONAL USE ONLY
PIPER AIRCRAFT
PA-32R-301/301T
AIRPLANE PARTS CATALOG

CODE EXPLANATIONS FOR FIGURE 63

FOR INSTRUCTIONAL USE ONLY
PIPER AIRCRAFT
PA-32R-301/301T
AIRPLANE PARTS CATALOG

Figure and Index Number	Part Number	Code	Nomenclature	No. Req.	Serial Numbers Affected
63-	38545		DRAWING - Fuel System Installation		
-1	98659-02		TUBE ASSEMBLY - Fuel pump cooling	1	
-2	67700-348		TUBE ASSEMBLY - Fuel pressure	1	
-3	67700-195		TUBE ASSEMBLY - Fuel pressure	1	
-4	67700-196		TUBE ASSEMBLY - Fuel vent	1	
-5	67700-322		TUBE ASSEMBLY - Fuel supply forward	1	32R-8029001 thru 32R-8029098
	67700-375		TUBE ASSEMBLY - Fuel supply forward	1	32R-8029099 and up
-6	63901-104		HOSE ASSEMBLY - Fuel pressure	1	
-7	63901-105		HOSE ASSEMBLY - Fuel vent	1	
-8	63901-111		HOSE ASSEMBLY - Fuel supply	1	32R-8029001 thru 32R-8029098
	63901-127		HOSE ASSEMBLY - Fuel supply	1	32R-8029099 and up
-9	63633-66		HOSE - Fuel pump air blast	1	
-10	69015-03		HOSE - Drain	1	
-11	69015-04		HOSE - Drain	1	
-12	63901-77		HOSE - Drain	1	
-13	98686-02		SHROUD ASSEMBLY - Fuel pump cooling	1	
-14	69198-00		SUPPORT - Fuel pump shroud	2	
-15	558 698		ELBOW - (MS21907-8)	1	32R-8029001 thru 32R-8029098
	458 848		ELBOW - (AN837-8)	1	32R-8029099 and up
-16	451 857		ELBOW - (AN840-4D)	1	
-17	551 846		REDUCER - (MS21900W8)	1	
-18	38460-02		ELBOW	2	
-19	458 937		ELBOW - (AN837-3)	1	
-20	458 893		ELBOW - (AN822-3D)	1	
-21	554 865		CLAMP - (SAE TY A-1 9/16)	2	
-22	454 983		CLAMP - (SAE TY E-8)	2	
-23	98579-05		CLAMP	1	
-24	434 176		GROMMET - (MS35489-43)	1	
-25	434 170		GROMMET - (MS35489-44)	1	
-26	477 691		NUT - (AN924-8)	1	
	407 573		WASHER - (AN960-1216)	2	
-27	477 628		NUT - (AN924-3)	1	
	407 587		WASHER - (AN960-616L)	2	
-28	477 628		NUT - (AN924-3)	2	
	407 567		WASHER - (AN960-616)	2	
-29	67700-198		TUBE ASSEMBLY - Fuel flow vent	1	
-30	67700-199		TUBE ASSEMBLY - Fuel flow pressure	1	
-31	491 071		UNION - (AN815-2)	2	
-32	69015-47		HOSE - Drain	1	
-33	38468-02		BRACKET - Manifold sump drain support	1	
-34	453 616		REDUCER - (AN912-1D)	1	
-35	36515-02		VALVE - Drain	1	
-36	554 888		CLAMP - (SAE TY F-6)	1	
-37	558 787		ELBOW - Fuel (AN822-3B)	1	

When ordering, always specify Part Number, Description, and Serial Number of Aircraft

FOR INSTRUCTIONAL USE ONLY
PIPER AIRCRAFT
PA-32R-301/301T
AIRPLANE PARTS CATALOG

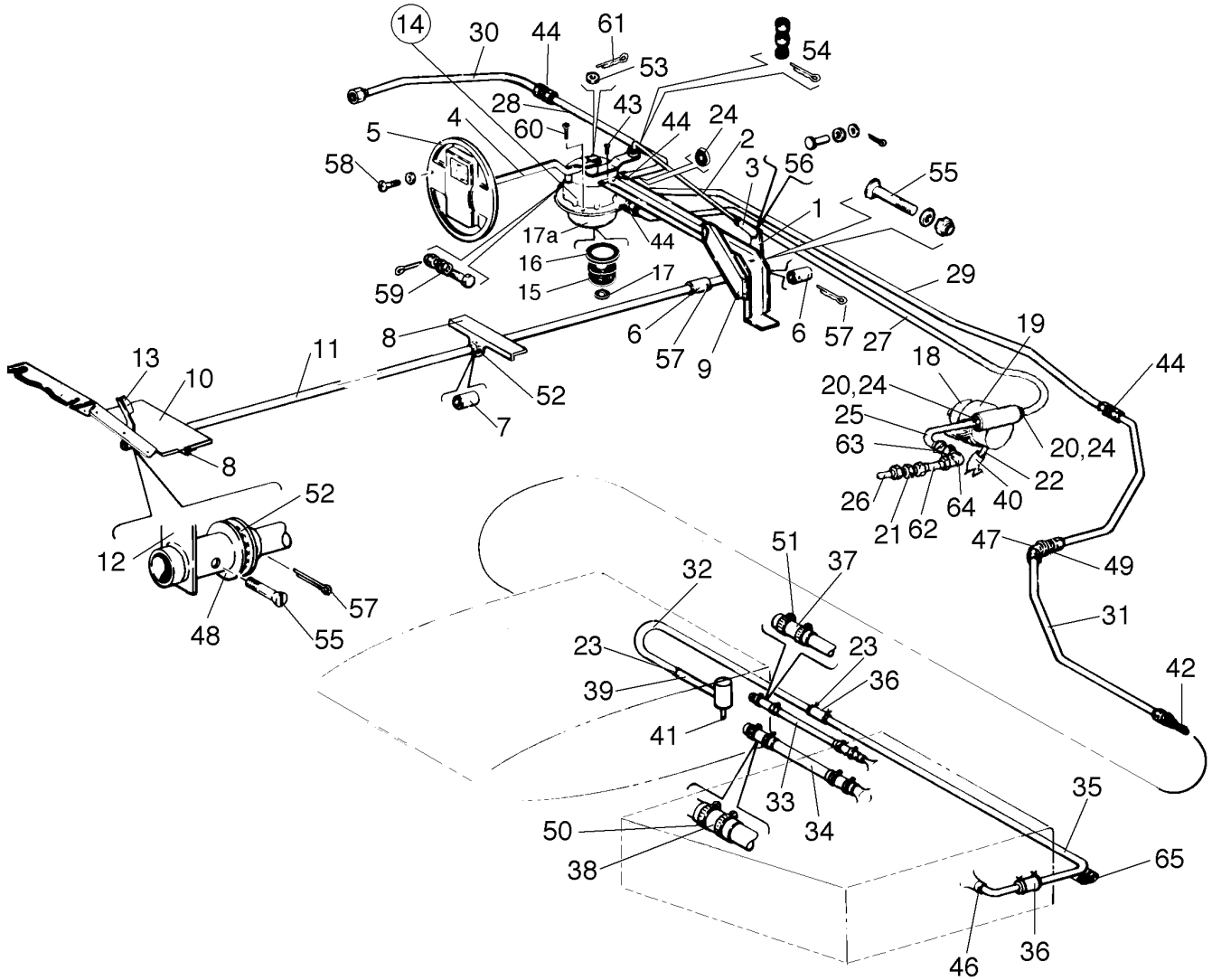


Figure 64. Aft Fuel System Installation
(PA-32R-301T)

Reissued: May 27, 1999

FOR INSTRUCTIONAL USE ONLY
PIPER AIRCRAFT
PA-32R-301/301T
AIRPLANE PARTS CATALOG

CODE EXPLANATIONS FOR FIGURE 64

A - When ordering, specify color.

FOR INSTRUCTIONAL USE ONLY
PIPER AIRCRAFT
PA-32R-301/301T
AIRPLANE PARTS CATALOG

Figure and Index Number	Part Number	Code	Nomenclature	No. Req.	Serial Numbers Affected
64-	38545		DRAWING - Fuel System Installation		
	38142		DRAWING - Fuel Selector Valve Installation		
-1	69092-02		ARM ASSEMBLY - Fuel selector control	1	
-2	65407-07		ROD ASSEMBLY - Fuel selector control	1	
-3	454 905		* CLEVIS - (RA13-187-2C)	1	
-4	38154-00		HANDLE - Quick drain	1	
-5	65461-19	A	COVER ASSEMBLY - Quick drain	1	
-6	63904-30		HOSE - Plastic	2	
-7	63904-22		HOSE - Plastic	2	
-8	65400-02		ANGLE - Fuel selector control	2	
-9	69094-04		BRACE ASSEMBLY - Fuel selector control	1	
-10	69489-00		PLATE - Tunnel	1	
-11	69093-02		TUBE - Torque, fuel selector control	1	
-12	69088-05		LEVER ASSEMBLY - Fuel selector control	1	
-13	69181-00		* KNOB	1	
-14	69735-05		VALVE ASSEMBLY - Fuel selector (IH65-5)	1	
-15	754 816		* FILTER ASSEMBLY - Fuel selector valve	1	
-16	762 503		* O-RING (Viton) 2-043	1	
-17	755 919		* O-RING (Viton)	1	
-17a	758 534		* BOWL - Fuel filter (A1-90-1)	1	
-18	481 807		PUMP - Electric fuel (10080-B)	1	
	63900-127		BUSHING - Pump mount	1	
-19	98580-02		CLAMP - Electric fuel pump	2	
-20	551 846		ADAPTER - (MS21900W8)	2	
-21	477 860		NUT - (MS21921-8W)	2	
	486 972		SLEEVE - (MS21918-8)	1	
-22	458 940		ELBOW - (AN844-4D)	1	
-23	554 659		CLAMP - (SAE TY F-8)	12	
-24	461 061		O-RING - (MS29512-08)	4	
-25	67700-369		TUBE ASSEMBLY - Electric fuel pump	1	
-26	67700-322		TUBE ASSEMBLY - Electric fuel pump	1	
-27	67700-320		TUBE ASSEMBLY - Pump to fuel valve	1	
-28	67700-100		TUBE ASSEMBLY - Fuel selector valve	1	
-29	67700-176		TUBE ASSEMBLY - Fuel selector valve	1	
-30	67700-177		TUBE ASSEMBLY - Fuel selector to inboard fuel tank, left	1	
	67700-96		TUBE ASSEMBLY - Fuel selector to inboard fuel tank, right	1	
-31	67700-363		TUBE ASSEMBLY - Inboard fuel tank	2	
-32	67700-312		TUBE ASSEMBLY - Fuel vent	2	
-33	67700-314		TUBE ASSEMBLY - Interconnect ground	2	
-34	67700-315		TUBE ASSEMBLY - Interconnect ground	2	
-35	67700-313		TUBE - Outboard fuel tank	2	
-36	63913-140		HOSE - Connector	4	
-37	63913-93		HOSE - Connector	4	
-38	63913-92		HOSE - Connector	4	
-39	63913-188		HOSE - Fuel vent	2	
-40	63904-114		HOSE - Fuel pump vent	1	
-41	38552-02		VENT ASSEMBLY AND COVER - Fuel	2	
-42	68763-00		STRAINER ASSEMBLY - Fuel	2	
-43	416 098		SCREW - (MS35265-45)	2	
	407 563		WASHER - (AN960-8)	2	
	404 910		NUT - (MS20365-832C)	2	
-44	491 053		UNION - (AN815-8D)	4	

When ordering, always specify Part Number, Description, and Serial Number of Aircraft

FOR INSTRUCTIONAL USE ONLY
PIPER AIRCRAFT
PA-32R-301/301T
AIRPLANE PARTS CATALOG

Figure and Index Number	Part Number	Code	Nomenclature	No. Req.	Serial Numbers Affected
64-45	67700-337		TUBE ASSEMBLY - Valve assembly	2	
-46	37794-02		VALVE ASSEMBLY - Outboard tank	2	
-47	458 914		ELBOW - (AN837-8D)	2	
-48	407 570		WASHER - (AN960-916)	2	
-49	477 621		NUT - (AN924-8D)	2	
	407 573		WASHER - (AN960-1216)	2	
-50	654 047		CLAMP - (#32HL)	6	
-51	654 049		CLAMP - (#12HL)	6	
-52	63976-23		GROMMET	2	
-53	62833-36		WASHER - Fuel selector valve stem	1	
-54	62833-11		WASHER - Rod assembly	2	
	407 584		WASHER - (AN960-10L)	1	
	424 051		COTTER PIN - (MS24665-132)	1	
-55	410 046		SCREW - (MS24694-S59)	2	
	407 564		WASHER - (AN960-10)	2	
	404 887		NUT - (MS20365-1032C)	2	
-56	424 175		PIN - (MS20392-2C13)	1	
	424 051		COTTER PIN - (MS24665-132)	1	
-57	424 053		COTTER PIN - (MS24665-136)	3	
-58	415 267		SCREW - (8-32 x 1 1/2 L)	2	
	494 004		WASHER - (PS10016-8)	2	
-59	400 053		BOLT - (AN3-6)	1	
	407 584		WASHER - (AN960-10L)	2	
	404 392		NUT - (AN320-3)	1	
	424 050		COTTER PIN - (MS24665-134)	1	
-60	416 098		SCREW - (MS35265-45)	4	
-61	424 058		COTTER PIN - (MS24665-281)	1	
-62	67700-368		TUBE ASSEMBLY - Electric fuel pump	1	
-63	477 621		NUT - (AN924-8D)	1	
-64	458 905		ELBOW - (AN833-8D)	1	
-65	63186-03		MOULDING - Extruded	8	

When ordering, always specify Part Number, Description, and Serial Number of Aircraft

FOR INSTRUCTIONAL USE ONLY
PIPER AIRCRAFT
PA-32R-301/301T
AIRPLANE PARTS CATALOG

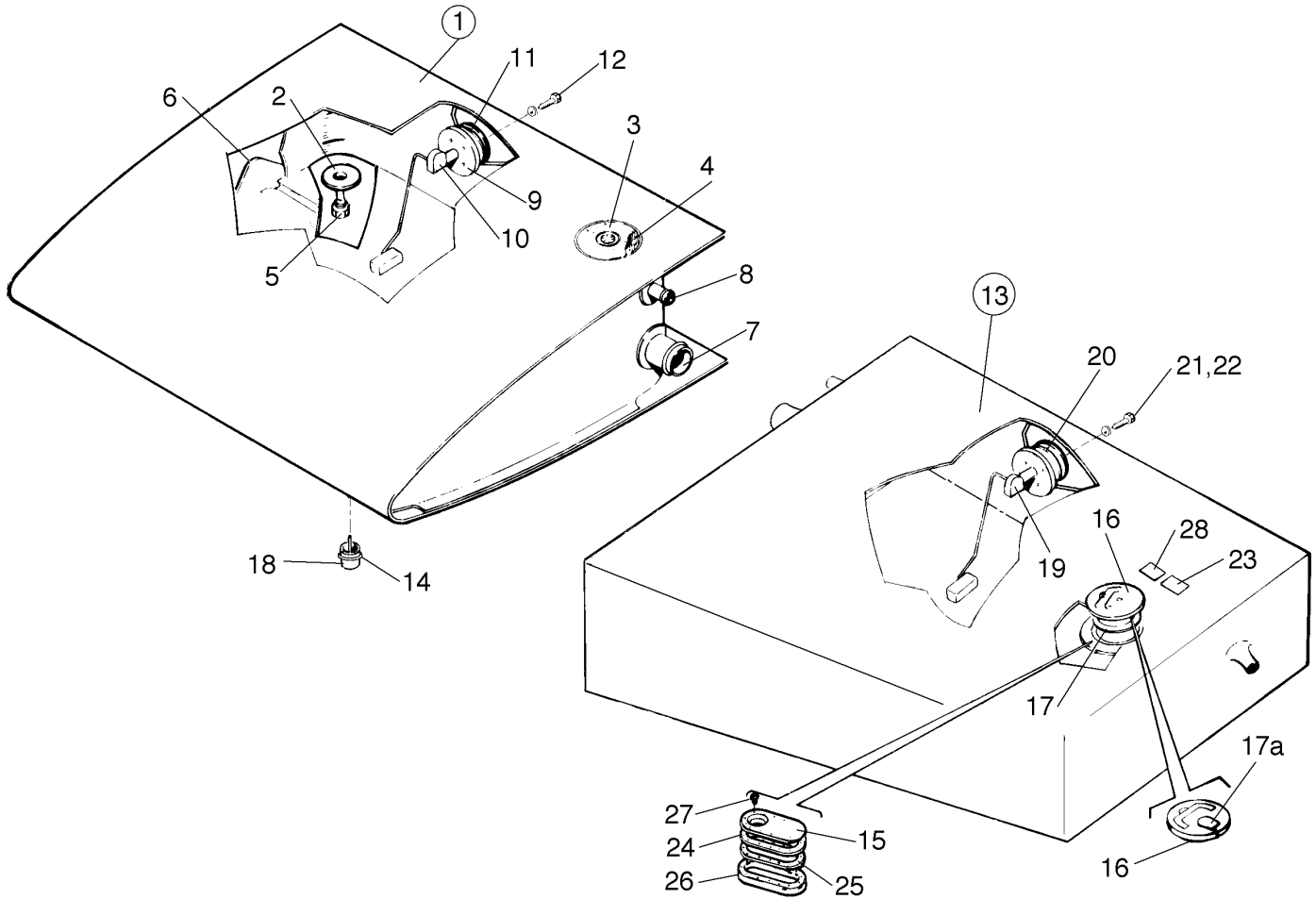


Figure 65. Fuel Tank Assemblies

Reissued: May 27, 1999

FOR INSTRUCTIONAL USE ONLY
PIPER AIRCRAFT
PA-32R-301/301T
AIRPLANE PARTS CATALOG

CODE EXPLANATIONS FOR FIGURE 65

- A - Used on PA-32R-301 with serial numbers 32R-8013001 to 32R-8113047 inclusive, and PA-32R-301T with serial numbers 32R-8029001 to 32R-8129044 inclusive.
- B - Used on PA-32R-301 with serial numbers 32R-8113048 and up, and PA-32R-301T with serial numbers 32R-8129045 and up.
- C - Kit includes (2) cap assemblies with matching locks.
- D - Used with Fuel Tank Cap Assembly p/n 38599-02 only.
- E - Used with Fuel Tank Cap Assembly p/n 39824-02 and Fuel Tank Cap Assembly Kit p/n 39824-800 only.
- F - Used on PA-32R-301 with serial numbers 32R-8013001 to 32R-8413008 inclusive, and PA-32R-301T with serial numbers 32R-8029001 to 32R-8429006 inclusive.

FOR INSTRUCTIONAL USE ONLY
PIPER AIRCRAFT
PA-32R-301/301T
AIRPLANE PARTS CATALOG

Figure and Index Number	Part Number	Code	Nomenclature	No. Req.	Serial Numbers Affected
65-	38500		DRAWING - Wing Installation		
-1	38488-08		TANK ASSEMBLY - Fuel, inboard, left	1	
	38488-09		TANK ASSEMBLY - Fuel, inboard, right	1	
-2	62033-00		* PLATE - Drain	1	
-3	38517-03		* GAUGE ASSEMBLY - Fuel tank	1	
-4	38230-04		* GASKET - Fuel gauge	1	
-5	491 806		* DRAIN - Fuel (F391-187B)	1	
-6	96871-00		* OUTLET ASSEMBLY - Fuel tank, left	1	
	96871-01		* OUTLET ASSEMBLY - Fuel tank, right	1	
-7	37745-02		* FITTING ASSEMBLY - Tank interconnect	1	
-8	96288-00		* TUBE ASSEMBLY - Fuel tank vent	1	
-9	62044-00		* PLATE - Fuel tank	1	
-10	486 466		SENDER - Fuel (PS10013-7) left	1	
	486 467		SENDER - Fuel (PS10013-8) right	1	
-11	755 049		* GASKET - Fuel sender (15-716)	1	
-12	401 266		BOLT- (AN3-5A)	5	
	407 043		WASHER - Spring (MS35338-43)	5	
	407 564		WASHER - (AN960-10)	5	
-13	461 711		TANK ASSEMBLY - Fuel, outboard, left	1	
	461 710		TANK ASSEMBLY - Fuel, outboard, right	1	
-14	62923-00		PLACARD - Fuel check bottle	1	
-15	38592-06		NECK ASSEMBLY - Filler	2	
-16	38599-02		CAP ASSEMBLY - Fuel tank (non-locking)	2	
	39824-02		CAP ASSEMBLY - Fuel tank (with locks)	1	
	39824-800		CAP ASSEMBLY KIT - Fuel tank (with locks)	1	
-17	66814-02	C	* GASKET - Fuel cap	1	
	39822-03	E	* GASKET - Fuel cap	1	
-17a	39822-02	E	* GASKET - Fuel cap	1	
-17b	66815-00		* GASKET - Fuel cap	1	
-17c	485 048	E	* O-RING - (MS28775-18)	1	
-17d	39821-02	E	* SPRING	1	
-17e	39820-02	E	* LOCK	1	
-17f	39855-05	E	* PAWL ASSEMBLY	1	
-17g	39856-02	E	* LOCK ASSEMBLY - Fuel cap, key	1	
-18	67728-00		SAMPLER - Fuel	1	
-19	486 468		SENDER - Fuel (PS10013-9) left	1	
	486 469		SENDER - Fuel (PS10013-10) right	1	
-20	755 049		* GASKET - Fuel sender (15-716)	1	
-21	763 748		* WASHER - Insulating (40S20)	5	
-22	400 440		BOLT - (AN3-6A)	10	
	407 104		WASHER - (AN935-10)	10	
	407 564		WASHER - (AN960-10)	10	
-23	35669-163	F	PLACARD - Aviation fuel, grade	2	
-24	38596-03	A	GASKET - Filler neck, upper (rubber)	2	
	38596-05	B	GASKET - Filler neck, upper (cork)	2	
-25	38596-02	A	GASKET - Filler neck, lower (rubber)	2	
	38596-05	B	GASKET - Filler neck, lower (cork)	2	
-26	38619-02	A	RING NUT ASSEMBLY - Fuel tank access	2	
	38619-04	B	RING NUT ASSEMBLY - Fuel tank access	2	
-27	410 066		SCREW - (MS24694-C52)	24	
-28	456 682		DECAL - Avgas (000002)	2	

When ordering, always specify Part Number, Description, and Serial Number of Aircraft

Reissued: May 27, 1999

FOR INSTRUCTIONAL USE ONLY
PIPER AIRCRAFT
PA-32R-301/301T
AIRPLANE PARTS CATALOG

THIS PAGE INTENTIONALLY LEFT BLANK

FOR INSTRUCTIONAL USE ONLY
PIPER AIRCRAFT
PA-32R-301/301T
AIRPLANE PARTS CATALOG

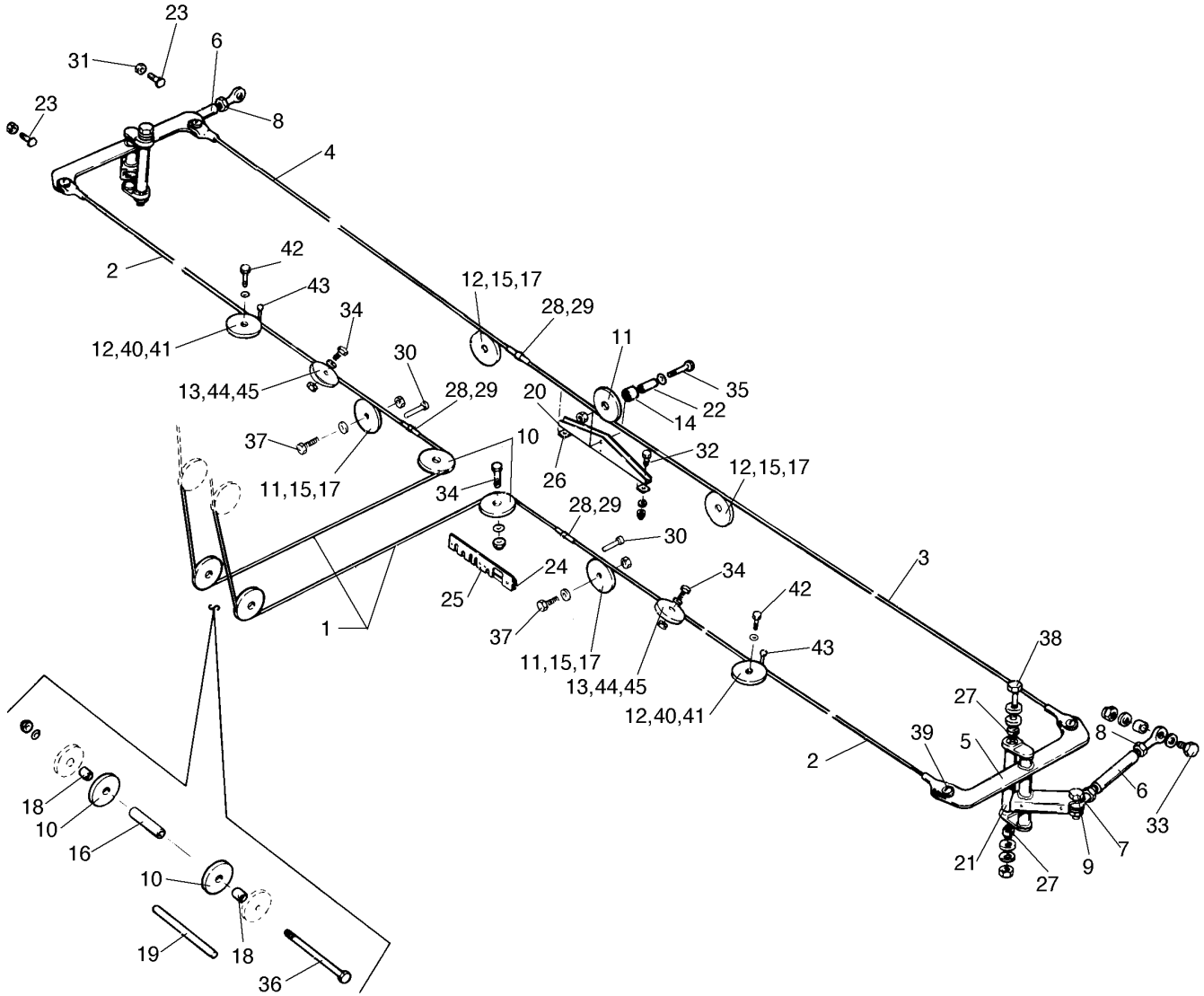


Figure 66. Aileron Control Installation

Reissued: May 27, 1999

FOR INSTRUCTIONAL USE ONLY
PIPER AIRCRAFT
PA-32R-301/301T
AIRPLANE PARTS CATALOG

CODE EXPLANATIONS FOR FIGURE 66

FOR INSTRUCTIONAL USE ONLY
PIPER AIRCRAFT
PA-32R-301/301T
AIRPLANE PARTS CATALOG

Figure and Index Number	Part Number	Code	Nomenclature	No. Req.	Serial Numbers Affected
66-	38542		DRAWING - Control System Installation		
-1	62701-36		CABLE ASSEMBLY - Aileron, forward	2	
-2	62701-199		CABLE ASSEMBLY - Aileron, wing	2	
-3	62701-200		CABLE ASSEMBLY - Aileron, balance, left	1	
-4	62701-201		CABLE ASSEMBLY - Aileron, balance, right	1	
-5	38666-02		BELLCRANK ASSEMBLY - Aileron, left	1	
	38666-03		BELLCRANK ASSEMBLY - Aileron, right	1	
-6	35476-03		ROD - Aileron	2	
-7	452 335		BEARING - Rod end (PS10020-2-1RX)	2	
	452 336		BEARING - Rod end (PS10020-2-1LX)	2	
-8	404 322		NUT - (AN316-4R)	2	
	404 320		NUT - (AN316-4L)	2	
-9	400 055		BOLT - (AN3-10)	2	
	407 564		WASHER - (AN960-10)	6	
	404 100		NUT - (AN310-3)	2	
	424 051		COTTER PIN - (MS24665-132)	2	
-10	41001-10		PULLEY	4	
-11	62711-02		PULLEY	3	
-12	62711-05		PULLEY	4	
-13	62711-03		PULLEY	2	
-14	62713-03		BEARING - Pulley, outer	1	
-15	62713-04		BEARING - Pulley, outer	4	
-16	62743-06		BUSHING	1	
-17	65003-47		BUSHING - Inner	4	
-18	62743-02		BUSHING	2	
-19	62710-02		PIN - Cable guard	1	
-20	62746-00		BRACKET- Pulley	1	
-21	86700-21		SPACER	2	
-22	62712-03		BEARING - Pulley, inner	1	
-23	66614-00		BUMPER - Aileron bellcrank	4	
-24	68453-00		FAIRLEAD - Lower	1	
-25	68454-00		FAIRLEAD - Upper	1	
-26	95061-152		SPACER	2	
-27	452 544		BEARING - (MS20201-KP3A)	4	
-28	489 910		TURNBUCKLE - (MS21251-B5S)	3	
-29	554 979		CLIP - (MS21256-1)	6	
-30	424 513		PIN - (NAS427K19)	2	
-31	404 224		NUT - (AN315-3R)	4	
-32	400 441		BOLT - (AN3-7A)	2	
	407 564		WASHER - (AN960-10)	2	
	404 887		NUT - (MS20365-1032C)	2	
-33	400 452		BOLT - (AN3-1 1A)	2	
	407 564		WASHER - (AN960-10)	2	
	404 887		NUT - (MS20365-1032C)	2	
-34	401 188		BOLT - (AN5-10A)	4	
	407 566		WASHER - (AN960-516)	4	
	407 586		WASHER - (AN960-516L)	8	
	404 889		NUT - (MS20365-524C)	4	
-35	400 008		BOLT - (AN4-13A)	1	
	407 566		WASHER - (AN960-516)	2	
	407 565		WASHER - (AN960-416)	1	
	404 888		NUT - (MS20365-428C)	1	

When ordering, always specify Part Number, Description, and Serial Number of Aircraft

FOR INSTRUCTIONAL USE ONLY
PIPER AIRCRAFT
PA-32R-301/301T
AIRPLANE PARTS CATALOG

Figure and Index Number	Part Number	Code	Nomenclature	No. Req.	Serial Numbers Affected
66-36	401 385		BOLT - (AN5-64A)	1	
	407 566		WASHER - (AN960-516)	2	
	404 889		NUT - (MS20365-524C)	1	
-37	401 315		BOLT - (AN4-15A)	4	
	407 565		WASHER - (AN960-416)	4	
-38	400 479		BOLT - (AN3-56A)	2	
	407 564		WASHER - (AN960-10)	8	
	404 887		NUT - (MS20365-1032C)	2	
-39	400 674		BOLT - (AN23-12)	4	
	63900-31		BUSHING	4	
	407 564		WASHER - (AN960-10)	8	
	404 392		NUT - (AN320-3)	4	
	424 051		COTTER PIN - (MS24665-132)	4	
-40	62713-02		BEARING - Pulley outer	2	
-41	65003-29		BUSHING - Inner	2	
-42	401 310		BOLT - (AN4-10A)	2	
	407 565		WASHER - (AN960-416)	8	
	404 888		NUT - (MS20365-428C)	2	
-43	424 502		PIN - (NAS427-K8)	2	
-44	62715-02		BEARING - Pulley outer	2	
-45	62714-04		BUSHING - Inner	2	

When ordering, always specify Part Number, Description, and Serial Number of Aircraft

FOR INSTRUCTIONAL USE ONLY
PIPER AIRCRAFT
PA-32R-301/301T
AIRPLANE PARTS CATALOG

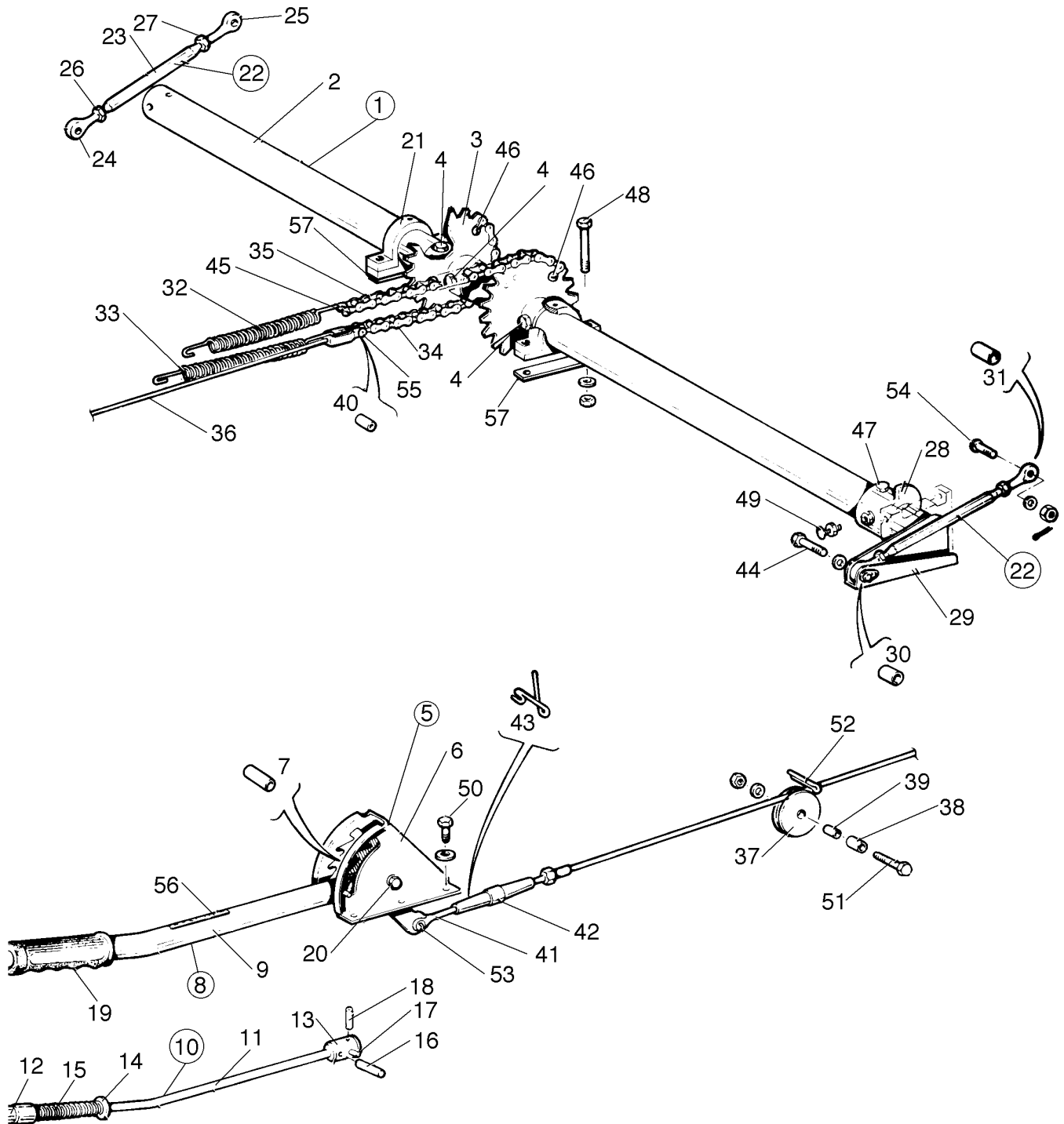


Figure 67. Flap Control Installation
(PA-32R-301 s/n 32R-8013001 thru 32R-8413024)
(PA-32R-301T s/n 32R-8029001 thru 32R-8429028)

Reissued: May 27, 1999

FOR INSTRUCTIONAL USE ONLY
PIPER AIRCRAFT
PA-32R-301/301T
AIRPLANE PARTS CATALOG

CODE EXPLANATIONS FOR FIGURE 67

- A - Used on PA-32R-301 with serial numbers 32R-8013001 to 32R-8413024 inclusive, and PA-32R-301T with serial numbers 32R-8029001 to 32R-8429028 inclusive.
- B - Used when two or more torque shaft support shims p/n 35402-04 are installed with each torque shaft support clamp assembly.

FOR INSTRUCTIONAL USE ONLY
PIPER AIRCRAFT
PA-32R-301/301T
AIRPLANE PARTS CATALOG

Figure and Index Number	Part Number	Code	Nomenclature	No. Req.	Serial Numbers Affected
67-	38542		DRAWING - Control System Installation		
-1	68451-00		FLAP TORQUE TUBE ASSEMBLY - Complete	1	
-2	68452-00		* TORQUE TUBE - Flap	1	
-3	62789-00		* SPROCKET ASSEMBLY - Flap torque tube	2	
-4	400 011		* BOLT- (AN4-16A)	4	
	407 585		* WASHER - (AN960-416)	4	
	404 836		* NUT - (MS20365-428C)	4	
-5	62706-07		LEVER ASSEMBLY - Flap control	1	
-6	69292-02		* BRACKET ASSEMBLY - Flap lever	1	
-7	62740-00		* BUSHING - Flap lever	1	
-8	63782-04		* HANDLE ASSEMBLY - Flap lever	1	
-9	63781-00		** TUBE ASSEMBLY - Flap lever	1	
-10	63391-03		** PLUNGER ASSEMBLY - Flap lever	1	
-11	63391-02		*** TUBE - Plunger	1	
-12	62733-00		*** PLUG - Plunger, upper	1	
-13	62734-02		*** PLUG - Plunger, lower (.252 pin hole)	1	
-14	62736-00		*** WASHER	1	
-15	50111-00		*** SPRING	1	
-16	480 696		*** PIN - Roll (59-022-094-0625)	2	
-17	63782-03		** PIN - Solid (.250 diameter)	1	
-18	480 812		** PIN - Roll (52-012-062-0625) 5/8" L	1	
-19	63779-00		* GRIP - Flap lever	1	
-20	401 274		* BOLT - (AN3- 15A)	1	
	407 564		* WASHER - (AN960-10)	2	
	404 887		* NUT - (MS20365-1032C)	1	
-21	35402-00		CLAMP ASSEMBLY - Torque shaft support	2	
-22	62764-00		ROD ASSEMBLY - Flap tube	2	
-23	62764-02		* TUBE - Flap	1	
-24	452 335		* BEARING - (F34-14)	1	
-25	452 336		* BEARING - (FL34-14)	1	
-26	404 322		* NUT - (AN316-4R)	1	
-27	404 320		* NUT - (AN316-4L)	1	
-28	62856-00		FITTING ASSEMBLY - Left	1	
	62856-01		FITTING ASSEMBLY - Right	1	
-29	62727-00		TUBE ASSEMBLY - Flap torque tube, left	1	
	62727-01		TUBE ASSEMBLY - Flap torque tube, right	1	
-30	63900-38		BUSHING - Flap rod end	2	
-31	63900-39		BUSHING - Flap rod end	2	
-32	62820-00		SPRING - Flap return	1	
-33	62821-00		SPRING - Flap cable tension	1	
-34	62858-03		CHAIN - 65 diamond 1/8 roller, length 8.5"	1	
-35	62858-04		CHAIN - 65 diamond 1/8 roller, length 6.0"	1	
-36	62701-14		CABLE ASSEMBLY - Flap	1	
-37	62711-02		PULLEY- Flap	1	
-38	62713-02		BEARING	1	
-39	62712-02		BEARING - Inner	1	
-40	82732-76		BUSHING	1	
-41	461 136		FORK - (NAS645-22RS)	1	
-42	489 910		BARREL - Turnbuckle (MS21251 -B5S)	1	
-43	554 979		CLIP - (MS21256-1)	2	
-44	400 443		BOLT - (AN3-12A)	2	
	407 564		WASHER - (AN960-10)	2	

When ordering, always specify Part Number, Description, and Serial Number of Aircraft

Reissued: May 27, 1999

FOR INSTRUCTIONAL USE ONLY
PIPER AIRCRAFT
PA-32R-301/301T
AIRPLANE PARTS CATALOG

Figure and Index Number	Part Number	Code	Nomenclature	No. Req.	Serial Numbers Affected
67-45	400 562		BOLT - (AN21-8)	1	
	407 562		WASHER - (AN960-6)	1	
	404 391		NUT - (AN320-1)	1	
	424 041		COTTER PIN - (MS24665-5)	1	
-46	400 653		BOLT - Clevis (AN21-9)	2	
	407 562		WASHER - (AN960-6)	8	
	404 391		NUT - (AN320-1)	2	
	424 041		COTTER PIN - (MS24665-5)	2	
-47	401 318		BOLT- (AN4-20A)	4	
	407 565		WASHER - (AN960-416)	4	
	404 888		NUT - (MS20365-428C)	4	
-48	400 440		BOLT - (AN3-6A)	4	
	400 441	B	BOLT - (AN3-7A)	4	
	407 564		WASHER - (AN960-10)	4	
	407 564	B	WASHER - (AN960-10)	12	
	404 887		NUT - (MS20365-1032C)	4	
-49	417 781		SCREW- (MS35207-269)	2	
	404 224		NUT - (AN315-3R)	2	
-50	400 438		BOLT - (AN3-4A)	6	
-51	400 004		BOLT - (AN4-7A)	1	
	407 585		WASHER - (AN960-416L)	1	
	404 888		NUT - (MS20365-428C)	1	
-52	424 052		COTTER PIN - (MS24665-134)	1	
-53	400 672		BOLT - Clevis (AN23-10)	1	
	407 564		WASHER - (AN960-10)	1	
	404 392		NUT - (AN320-3)	1	
	424 051		COTTER PIN - (MS24665-132)	1	
-54	400 680		BOLT - Clevis (AN23-18)	2	
	407 564		WASHER - (AN960-10)	2	
	404 100		NUT - Castle (AN310-3)	2	
	424 051		COTTER PIN - (MS246654-132)	2	
-55	400 653		BOLT - Clevis (AN21-9)	1	
	404 391		NUT - (AN320-1)	1	
	424 041		COTTER PIN - (MS24665-5)	1	
-56	35669-27		PLACARD - Flap lever	1	
-57	35402-04		SHIM - Torque shaft support	AR	

When ordering, always specify Part Number, Description, and Serial Number of Aircraft

FOR INSTRUCTIONAL USE ONLY
PIPER AIRCRAFT
PA-32R-301/301T
AIRPLANE PARTS CATALOG

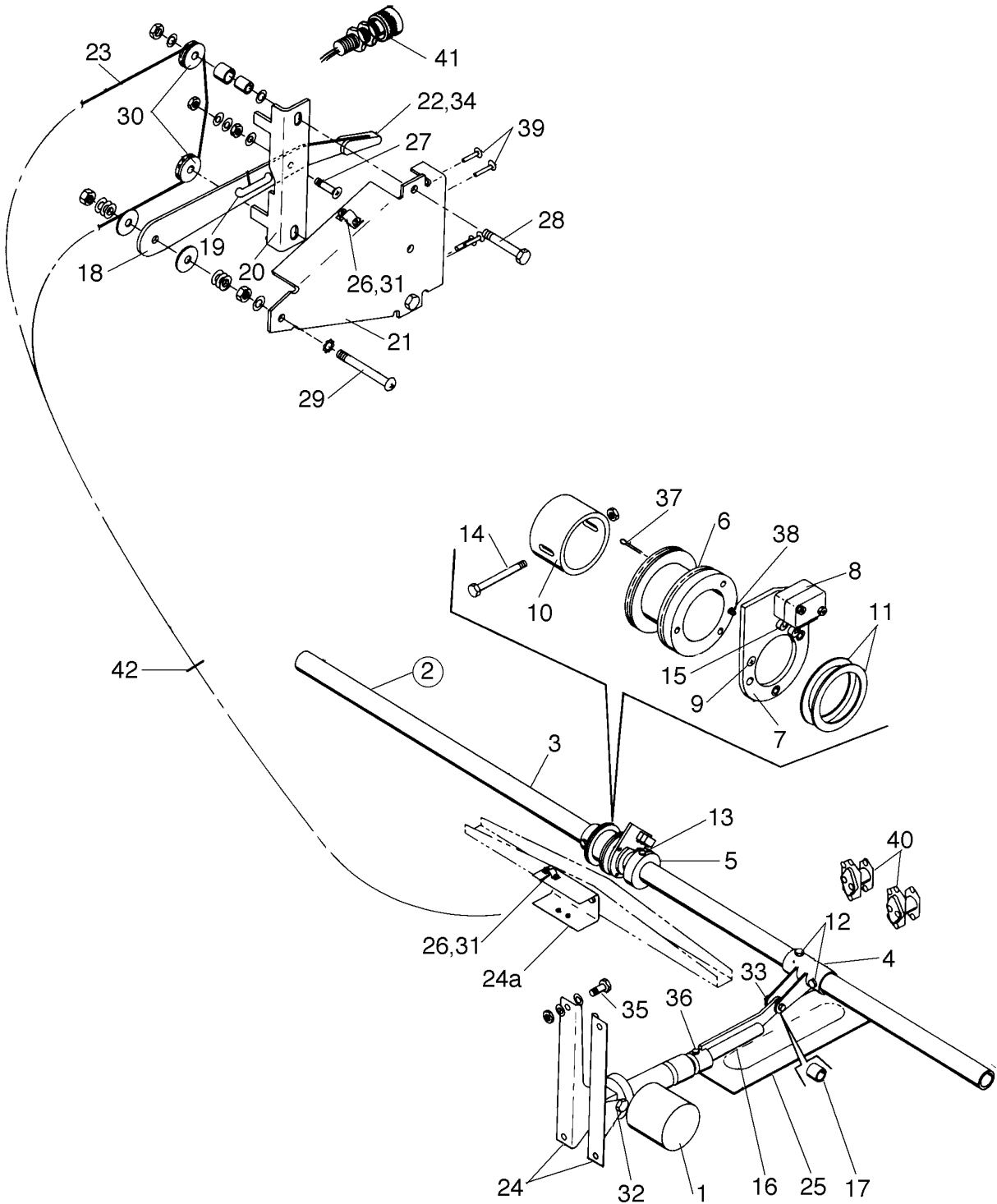


Figure 67A. Flap Control Installation
(PA-32R-301 s/n 32R-8513001 and up)
(PA-32R-301T s/n 32R-8529001 and up)

Reissued: May 27, 1999

FOR INSTRUCTIONAL USE ONLY
PIPER AIRCRAFT
PA-32R-301/301T
AIRPLANE PARTS CATALOG

CODE EXPLANATIONS FOR FIGURE 67A

A - Used on PA-32R-301 with serial numbers 32R-8513001 and up, and PA-32R-301T with serial numbers 32R-8529001 and up.

FOR INSTRUCTIONAL USE ONLY
PIPER AIRCRAFT
PA-32R-301/301T
AIRPLANE PARTS CATALOG

Figure and Index Number	Part Number	Code	Nomenclature	No. Req.	Serial Numbers Affected
67A-	87766		DRAWING - Electric Flaps Installation		
-1	552 605		ACTUATOR - Flap (PS50052-2-4)	1	
-2	68451-03		TUBE ASSEMBLY - Flap torque, complete	1	
-3	68452-04		* TORQUE TUBE - Flap	1	
-4	87765-03		* BELLCRANK ASSEMBLY - Flap torque tube	1	
-5	87765-32		* CAM - Flap torque tube	1	
-6	87765-12		* PULLEY - Flap torque tube	1	
-7	87765-34		* LEVER - Switch, flap torque tube	1	
-8	487 925		* SWITCH - Flap torque tube (V3-1)	2	
-9	414 748		* SCREW - Pulley attachment (MS24693-S28)	3	
-10	87765-35		* RETAINER - Flap torque tube	1	
-11	87765- 40		* WASHER	2	
-12	400 012		* BOLT - Bellcrank attachment(AN4-17A)	2	
	407 585		* WASHER - (AN960-416)	AR	
	404 836		* NUT - (MS20365-428C)	2	
-13	486 304		* SCREW - Set (MS51966-112)	2	
	407 135		* WASHER - (AN936-A10)	2	
-14	400 446		* BOLT- Retainer attachment(AN3-16A)	1	
	404 892		* NUT - (MS20365-1032A)	1	
-15	451 841		* ACTUATOR - Switch (JV-5)	2	
-16	87765-02		ROD ASSEMBLY - Flap actuator	1	
-17	452 744		* BEARING - Actuator rod end (MS27641-4)	1	
-18	87765-26		LEVER - Flap selector	1	
-19	87765-25		BAR - Detent, flap lever	1	
-20	87765-45		BRACKET- Detent, flap selector	1	
-21	87765-18		BRACKET ASSEMBLY - Flap selector	1	
-22	85096-02		KNOB - Flap selector lever	1	
-23	87765-41		CABLE - Flap selector	1	
-24	87765-05		BRACKET - Actuator mounting, left	1	
	87765-06		BRACKET - Actuator mounting, right	1	
-24a	87765-14		BRACKET - Cable support	1	
-25	87765-13		COVER - Flap actuator	1	
-26	66853-00		CLAMP- Cable	4	
-27	87765-27		STUD - Flap selector lever	1	
	407 135		WASHER - (AN936-A10)	1	
	404 224		NUT - (AN315-3R)	1	
	407 584		WASHER - (AN960-10L)	2	
	404 887		NUT - (MS20365- 1032C)	1	
-28	400 444		BOLT - (AN3-13A)	2	
	407 584		WASHER - (AN960-10L)	4	
	95061-192		SPACER - Inner	2	
	95061-06		SPACER - Outer	2	
	404 887		NUT - (MS20365-1032C)	2	
-29	411 537		SCREW - Lever assembly retaining (MS35207-268)	1	
	407 128		WASHER - (AN936-B10)	2	
	404 224		NUT - (AN315-3R)	2	
	407 564		WASHER - (AN960-10)	3	
	407 584		WASHER - (AN960-10L)	1	
	407 807		WASHER - (AN970-10)	2	
	408 813		WASHER - Spring (3502-10-79-0511)	2	
	404 887		NUT - (MS20365-1032C)	1	
-30	62711-04		PULLEY - Flap selector cable	2	
-31	411 512		SCREW - Clamp attachment (MS35206-243)	4	
	407 583		WASHER - (AN960-8L)	4	
	404 899		NUT - (MS20365-832)	4	

When ordering, always specify Part Number, Description, and Serial Number of Aircraft

FOR INSTRUCTIONAL USE ONLY
PIPER AIRCRAFT
PA-32R-301/301T
AIRPLANE PARTS CATALOG

Figure and Index Number	Part Number	Code	Nomenclature	No. Req.	Serial Numbers Affected
67A-32	400 012		BOLT - (AN4-17A)	1	
	407 565		WASHER - (AN960-416)	2	
	63900-172		BUSHING	1	
	407 567		WASHER - (AN960-616)	3	
	404 888		NUT - (MS20365-428C)	1	
-33	401 310		BOLT - (AN4-10A)	1	
	407 565		WASHER - Inner (AN960-416)	2	
	407 585		WASHER - (AN960-41 6L) (under nut)	1	
	407 567		NUT - (MS20365-428C)	1	
-34	414 748		SCREW - Knob attachment (MS24693-S28)	2	
-35	400 003		BOLT - Actuator mounting bracket attachment (AN4-6A)	4	
	407 565		WASHER - (AN960-416)	8	
	404 888		NUT - (MS20365-428C)	4	
-36	486 304		SCREW- Set(MS51966-112)	2	
-37	424 052		COTTER PIN - Cable guard (MS24665-134)	1	
-38	424 053		COTTER PIN - Cable guard (MS24665-136)	1	
-39	414 762		SCREW - Flap selector bracket attachment (MS24693-S51)	4	
-40	584 350		RELAY - Flap actuator (6041H53)	2	
-41	472 607		LIGHT ASSEMBLY - Flap indicator	1	
-42	454 930		CLAMP - (PS10017-2-6)	4	

When ordering, always specify Part Number, Description, and Serial Number of Aircraft

FOR INSTRUCTIONAL USE ONLY
PIPER AIRCRAFT
PA-32R-301/301T
AIRPLANE PARTS CATALOG

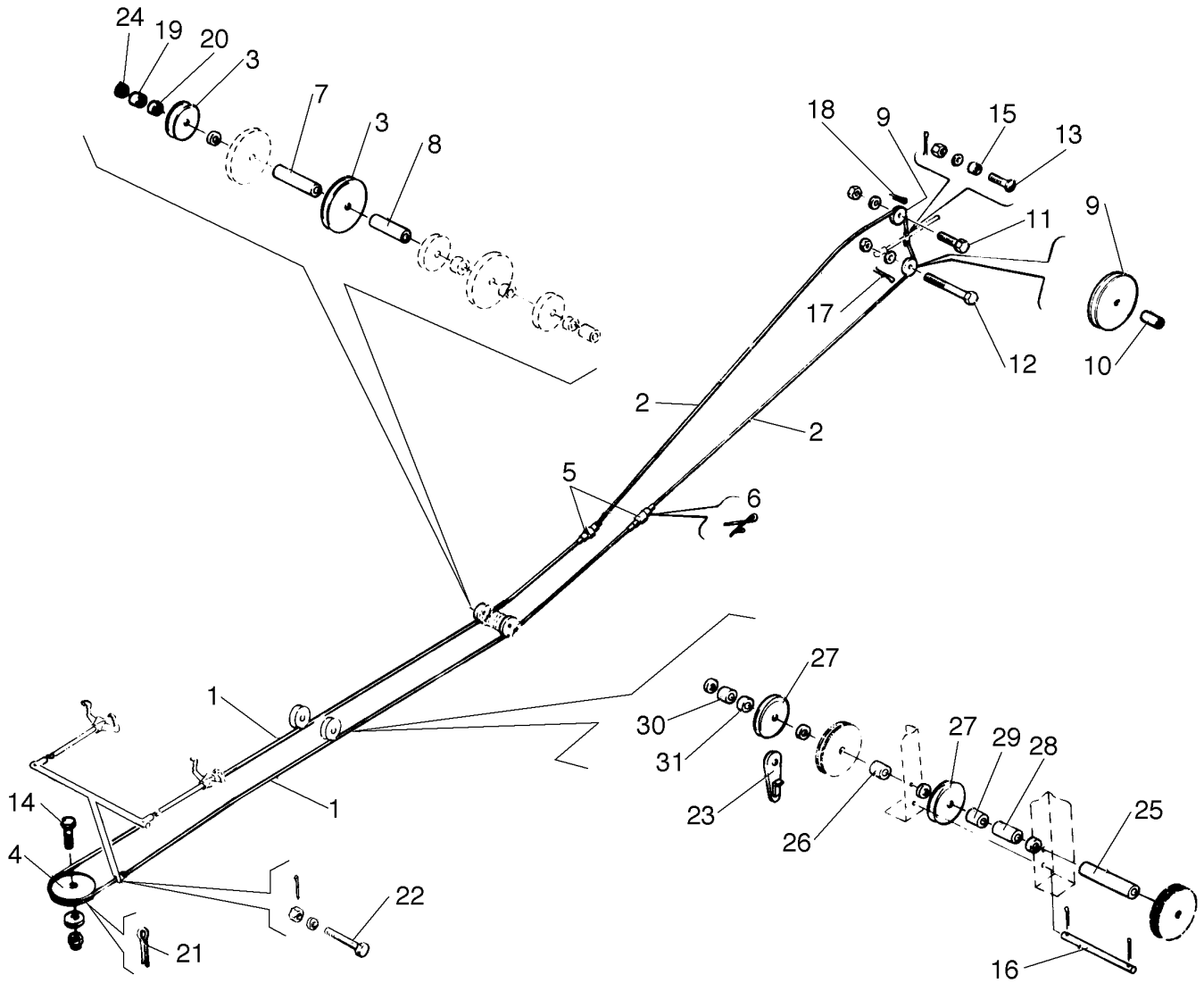


Figure 68. Stabilator Control Installation

Reissued: May 27, 1999

FOR INSTRUCTIONAL USE ONLY
PIPER AIRCRAFT
PA-32R-301/301T
AIRPLANE PARTS CATALOG

CODE EXPLANATIONS FOR FIGURE 68

FOR INSTRUCTIONAL USE ONLY
PIPER AIRCRAFT
PA-32R-301/301T
AIRPLANE PARTS CATALOG

Figure and Index Number	Part Number	Code	Nomenclature	No. Req.	Serial Numbers Affected
68-	38542		DRAWING - Control System Installation		
-1	62701-37		CABLE ASSEMBLY - Stabilator control, forward right	1	
	62701-207		CABLE ASSEMBLY - Stabilator control forward aft	1	
-2	62701-205		CABLE ASSEMBLY - Stabilator control aft upper	1	
	62701-208		CABLE ASSEMBLY - Stabilator control aft lower	1	
-3	62711-03		PULLEY - Stabilator control, right	1	
	41001-10		PULLEY - Stabilator control left	1	
-4	481 652		PULLEY - Stabilator control (MS20220-2)	1	
-5	489 910		TURNBUCKLE - (MS21251-B5S)	2	
-6	554 979		CLIP - (MS21256-1)	4	
-7	62743- 11		SPACER	1	
-8	62743-10		SPACER	1	
-9	41001-10		PULLEY - Stabilator control, aft	2	
-10	63900-37		BUSHING	2	
-11	401 188		BOLT - (AN5-10A) upper pulley	1	
	407 566		WASHER - (AN960-516) upper pulley	1	
	404 889		NUT - (MS20365-524C) upper pulley	1	
-12	401 354		BOLT - (AN5-13A) lower pulley	1	
	407 566		WASHER - (AN960-516) lower pulley	1	
	404 889		NUT - (MS20365-524C) lower pulley	1	
-13	400 674		BOLT - (AN23-12)	2	
	407 564		WASHER - (AN960-10)	2	
	404 392		NUT - (AN320-3)	2	
	424 051		COTTER PIN - (MS24665-132)	2	
-14	401 353		BOLT - (AN5-12A)	1	
	407 566		WASHER - (AN960-516)	1	
	404 889		NUT - (MS20365-524C)	1	
-15	63900-31		BUSHING	2	
-16	62710-03		PIN - Pulley guard	1	
	424 051		PIN - Cotter (MS24665-132)	2	
-17	424 054		PIN - Cotter (MS24665-140)	1	
-18	424 053		PIN - Cotter (MS24665-136)	1	
-19	62715-02		BEARING - Pulley outer	1	
-20	62714-03		BEARING - Pulley inner	1	
-21	424 054		PIN - Cotter (MS24665-140)	2	
-22	400 056		BOLT - (AN3-11)	1	
	407 564		WASHER - (AN960-10)	1	
	404 392		NUT - (AN320-3)	1	
	424 051		COTTER PIN - (MS24665-132)	1	
-23	62709-00		HOLDER - Cable guide	1	
-24	407 567		WASHER - (AN960-616)	6	
-25	62743-04		SPACER	1	
-26	62743-05		SPACER	1	
-27	62711-03		PULLEY - Stabilator control	2	
-28	62715-03		BUSHING - Pulley outer	1	
-29	62714-02		BUSHING - Pulley inner	1	
-30	62715 02		BUSHING - Pulley, outer	1	
-31	62714-03		BUSHING - Pulley inner	1	

When ordering, always specify Part Number, Description, and Serial Number of Aircraft

FOR INSTRUCTIONAL USE ONLY
PIPER AIRCRAFT
PA-32R-301/301T
AIRPLANE PARTS CATALOG

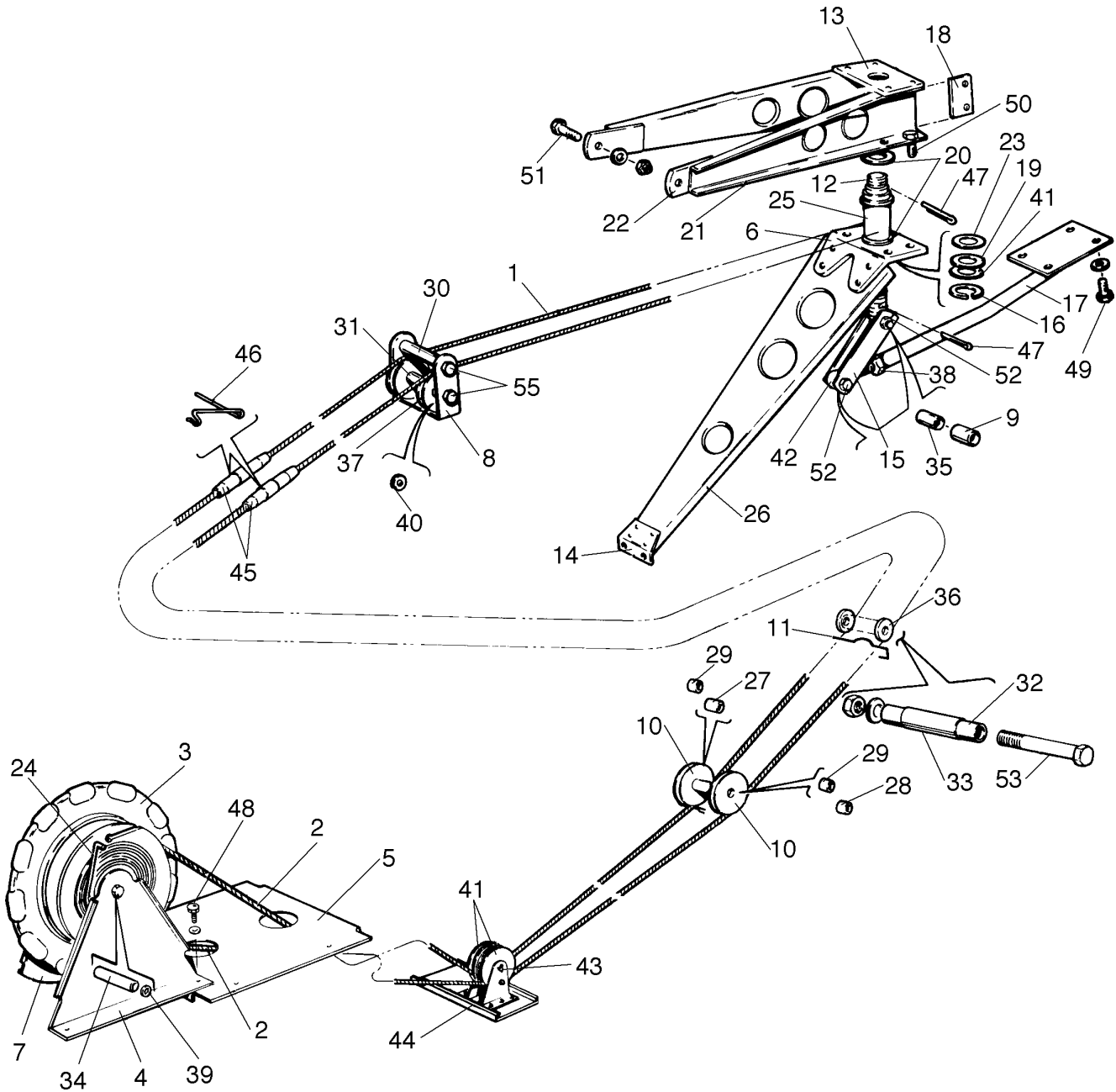


Figure 69. Stabilator Trim Installation

FOR INSTRUCTIONAL USE ONLY
PIPER AIRCRAFT
PA-32R-301/301T
AIRPLANE PARTS CATALOG

CODE EXPLANATIONS FOR FIGURE 69

A - See Figure 89 if electric trim is installed, or Figure 91B if Century 31 AutoPilot is installed.

FOR INSTRUCTIONAL USE ONLY
PIPER AIRCRAFT
PA-32R-301/301T
AIRPLANE PARTS CATALOG

Figure and Index Number	Part Number	Code	Nomenclature	No. Req.	Serial Numbers Affected
69-	38542		DRAWING - Control System Installation		
	65258		DRAWING - Stabilator Trim Installation		
-1	62701-47		CABLE - Stabilator trim, aft	1	
-2	62701-41	A	CABLE - Stabilator trim, forward	2	
-3	68414-03		WHEEL ASSEMBLY - Trim tab	1	
-4	65633-00		BRACKET ASSEMBLY - Trim tab	1	
-5	65632-03		PLATE ASSEMBLY - Trim wheel	1	
-6	65250-02		CLIP - Stabilator trim	1	
-7	65635-00		BRACKET - Trim tab	1	
-8	68472-00		BRACKET - Stabilator trim pulley	1	
-9	63882-09		SLEEVE - Stabilator trim link	2	
-10	62711-03		PULLEY - Trim tab	2	
-11	99856-00		GUARD - Cable	1	
-12	65246-00		SHAFT - Stabilator trim	1	
-13	65249-02		PLATE - Stabilator trim	1	
-14	65252-00		CLIP - Stabilator trim	1	
-15	65253-02		LINK - Stabilator trim	2	
-16	484 747		SNAP RING - (5108-75)	1	
-17	65248-03		ARM ASSEMBLY - Stabilator trim	1	
-18	68491-00		GUARD - Cable	2	
-19	452 418		BEARING - Thrust (T-1010)	1	
-20	452 413		BEARING - (F-838)	2	
-21	65244-00		RIB - Stabilator trim	2	
-22	65251-00		TAB - Stabilator trim	2	
-23	62833-18		SHIM - Stabilator trim	1	
-24	68488-02		INDICATOR - Stabilator trim	1	
-25	63530-00		BARREL - Stabilator trim	1	
-26	65245-00		RIB - Stabilator trim	1	
-27	62714-02		BUSHING - Trim tab	1	
-28	62714-04		BUSHING - Trim tab	1	
-29	62715-02		BUSHING - Trim tab	2	
-30	63900-55		BUSHING - Stabilator trim pulley	1	
-31	63900-56		BUSHING - Stabilator trim pulley	1	
-32	63900-59		BUSHING - Stabilator trim, inner	1	
-33	63900-60		BUSHING - Stabilator trim, outer	1	
-34	63900-61		BUSHING	1	
-35	65003-06		BUSHING - Stabilator trim link	2	
-36	62711-04		PULLEY - Stabilator trim	2	
-37	481 640		PULLEY- (MS24566-1B)	4	
-38	404 325		NUT - (AN316-7R)	1	
-39	62833-37		WASHER	1	
-40	407 564		WASHER - (AN960-10)	2	
-41	407 684		WASHER - (AN960-C1216L)	1	
-42	65254-00		BOLT - Eye, stabilator trim	1	
-43	424 180		PIN - (MS20392-2C23)	1	
	424 051		COTTER PIN - (MS24665-132)	1	
-44	424 148		PIN - (MS20392-1C23)	1	
	424 051		COTTER PIN - (MS24665-132)	1	
-45	489 873		BARREL - Turnbuckle (MS21251-B2S)	2	
-46	554 979		CLIP - Turnbuckle safety (MS21256-1)	4	
-47	424 123		COTTER PIN - (MS24665-368)	2	
-48	400 437		BOLT - (AN3-3A)	4	

When ordering, always specify Part Number, Description, and Serial Number of Aircraft

FOR INSTRUCTIONAL USE ONLY
PIPER AIRCRAFT
PA-32R-301/301T
AIRPLANE PARTS CATALOG

Figure and Index Number	Part Number	Code	Nomenclature	No. Req.	Serial Numbers Affected
69-49	400 437		BOLT - (AN3-3A)	4	
	407 584		WASHER - (AN960-10L)	4	
-50	400 438		BOLT - (AN3-4A)	4	
	407 564		WASHER - (AN960-10)	4	
	404 887		NUT - (MS20365-1032C)	4	
-51	401 266		BOLT - (AN3-5A)	2	
	494 066		WASHER — (K19001-3)	2	
	406 551		NUT - (H19000-3)	2	
-52	401 269		BOLT - (AN3-10A)	2	
	407 564		WASHER - (AN960-10)	4	
	404 887		NUT - (MS20365-1032C)	2	
-53	400 446		BOLT - (AN3-16A)	1	
	407 585		WASHER - (AN960-416L)	1	
	404 887		NUT - (MS20365-1032C)	1	
-54	400 446		BOLT - ~AN3-16A)	1	
	407 584		WASHER - (AN960-10L)	2	
	407 564		WASHER - (AN960-10)	1	
	407 587		WASHER - (AN960-616L)	1	
	404 887		NUT - (MS20365-1032C)	1	
-55	401 279		BOLT - (AN3-25A)	2	
	407 584		WASHER - (AN960-10L)	2	
	404 887		NUT - (MS20365-1032C)	2	

When ordering, always specify Part Number, Description, and Serial Number of Aircraft

FOR INSTRUCTIONAL USE ONLY
PIPER AIRCRAFT
PA-32R-301/301T
AIRPLANE PARTS CATALOG

CODE EXPLANATIONS FOR FIGURE 70

FOR INSTRUCTIONAL USE ONLY
PIPER AIRCRAFT
PA-32R-301/301T
AIRPLANE PARTS CATALOG

Figure and Index Number	Part Number	Code	Nomenclature	No. Req.	Serial Numbers Affected
70-	38542		DRAWING - Control System Installation		
-1	62701-37		CABLE ASSEMBLY - Rudder control, forward	2	
-2	62701-08		CABLE ASSEMBLY - Rudder control, aft	1	
-3	41001-10		PULLEY - Rudder control	6	
-4	62710-03		PIN - Pulley guard	1	
	424 051		PIN - Cotter (MS24665-132)	2	
-5	62743-04		SPACER - Rudder control	2	
-6	407 566		WASHER - (AN960-516)	2	
-7	489 910		TURNBUCKLE - Rudder cable (MS21251-B5S)	2	
-8	554 979		CLIP - Rudder cable (MS21256-1)	4	
-9	63900-31		BUSHING	2	
-10	400 674		BOLT - (AN23-12)	2	
	407 564		WASHER - (AN960-10)	2	
	404 392		NUT - (AN320-3)	2	
	424 051		COTTER PIN - (MS24665-132)	2	
-11	401 387		BOLT - (AN5-70A)	1	
	407 566		WASHER - (AN960-516)	3	
	404 889		NUT - (MS20365-524C)	1	
-12	401 378		BOLT - (AN5-53A)	1	
	407 566		WASHER - (AN960-516)	3	
	404 889		NUT - (MS20365-524C)	1	
-13	400 673		BOLT - (AN23-11)	2	
	407 564		WASHER - (AN960-10)	2	
	404 392		NUT - (AN320-3)	2	
	424 051		COTTER PIN - (MS24665-132)	2	
-14	62743-09		SPACER - Control pulleys	1	
-15	62743-08		SPACER - Control pulleys	1	
-16	99429-00		FAIRLEAD - Controls, left	1	
-17	407 567		WASHER - (AN960-616)	2	
-18	99430-00		FAIRLEAD - Control, right	1	
-19	62743-03		SPACER - Control pulleys	1	

When ordering, always specify Part Number, Description, and Serial Number of Aircraft

FOR INSTRUCTIONAL USE ONLY
PIPER AIRCRAFT
PA-32R-301/301T
AIRPLANE PARTS CATALOG

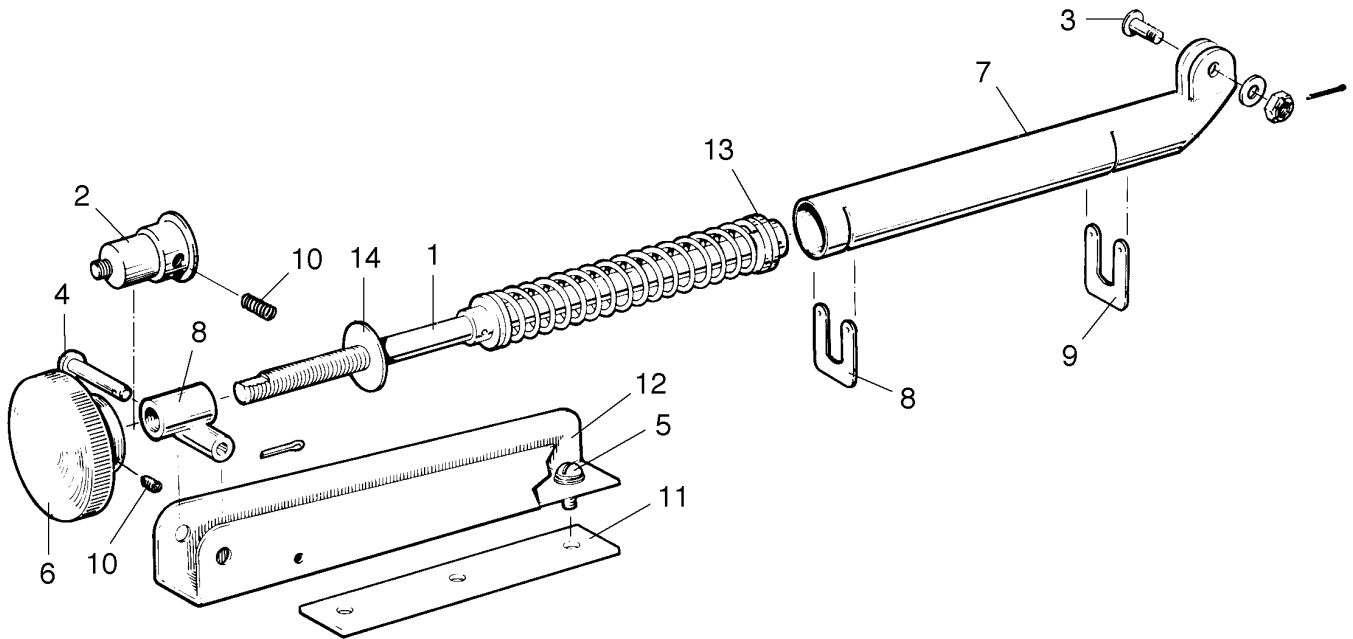


Figure 71. Rudder Trim Mechanism Installation

Reissued: May 27, 1999

FOR INSTRUCTIONAL USE ONLY
PIPER AIRCRAFT
PA-32R-301/301T
AIRPLANE PARTS CATALOG

CODE EXPLANATIONS FOR FIGURE 71

FOR INSTRUCTIONAL USE ONLY
PIPER AIRCRAFT
PA-32R-301/301T
AIRPLANE PARTS CATALOG

Figure and Index Number	Part Number	Code	Nomenclature	No. Req.	Serial Numbers Affected
71-	38542 69371		DRAWING - Control System Installation DRAWING - Rudder Trim Mechanism Installation		
-1	62829-05		SHAFT ASSEMBLY - Rudder trim	1	
-2	69349-00		EXTENSION - Rudder trim shaft	1	
-3	400 672		BOLT - (AN23-10)	1	
	404 392		NUT - (AN320-3)	1	
	424 051		COTTER PIN - (MS24665-132)	1	
	407 584		WASHER - (AN960-10L)	1	
-4	424 185		PIN - Flat head (MS20392-2-33)	1	
	424 051		COTTER PIN - (MS24665-132)	1	
-5	415 535		SCREW - (MS35206-245)	3	
	407 583		WASHER - (AN960-8L)	7	
	404 833		NUT - (MS20364-832C)	1	
-6	62838-00		KNOB	1	
-7	66530-00		HOUSING - Rudder trim	1	
-8	62831-00		BUSHING ASSEMBLY - Rudder trim	1	
-9	62832-00		CLIP - Rudder trim	2	
-10	419 967		SCREW - Set (MS51964-132)	2	
-11	62836-00		PLATE - Rudder trim	1	
-12	62837-02		CHANNEL ASSEMBLY - Rudder trim	1	
-13	67026-15		BUSHING	2	
-14	62833-126		WASHER	1	

When ordering, always specify Part Number, Description, and Serial Number of Aircraft

FOR INSTRUCTIONAL USE ONLY
PIPER AIRCRAFT
PA-32R-301/301T
AIRPLANE PARTS CATALOG

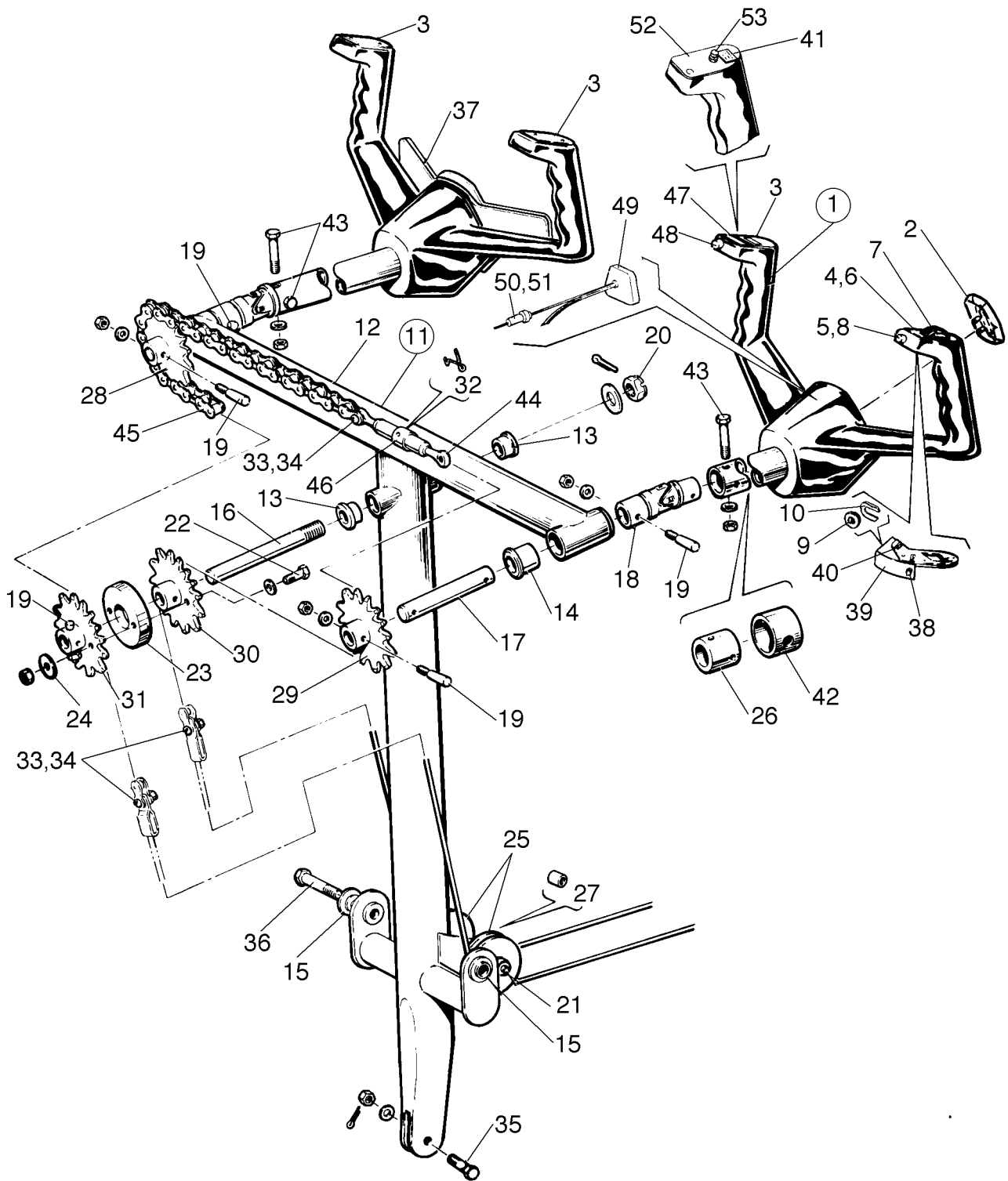


Figure 72. Control Wheel Installation

FOR INSTRUCTIONAL USE ONLY
PIPER AIRCRAFT
PA-32R-301/301T
AIRPLANE PARTS CATALOG

CODE EXPLANATIONS FOR FIGURE 72

- A - Used if boom mike only is installed. Also used on PA-32R-301 with serial numbers 32R-8113001 and up, and PA-32R-301T with serial numbers 32R-8129001 and up if Century 41 AutoPilot is installed.
- B - Used if boom mike with electric trim and AutoFlite II is installed.
- C - Control wheel assembly does not include switches. Order desired switches separately.
- D - Used if AltiMatic IIIC is installed.
- E - Used on PA-32R-301 with serial numbers 32R-8113001 and up, and PA-32R-301T with serial numbers 32R-8129001 and up.
- F - Used if transponder identifier is installed.
- G - Used if Century 41 AutoPilot is installed.
- H - Used on PA-32R-301 with serial numbers 3213029, and 3213042 and up.
- J - Switch assembly includes wire, tube, and switch.

FOR INSTRUCTIONAL USE ONLY
PIPER AIRCRAFT
PA-32R-301/301T
AIRPLANE PARTS CATALOG

Figure and Index Number	Part Number	Code	Nomenclature	No. Req.	Serial Numbers Affected
72-	38542		DRAWING - Control System Installation		
-1	79276-12	C	WHEEL ASSEMBLY - Control (both grips cored)	2	
-2	79275-00		* MEDALLION - Control wheel	1	
-3	67491-00		* PLATE - Control wheel cover (standard)	2	
-4	79652-03		SWITCH ASSEMBLY - Electric trim	1	
-5	67463-00		SWITCH ASSEMBLY - AutoFlite	1	
-6	96994-03	D	SWITCH ASSEMBLY - AutoMatic IIIC	1	
-7	587 862	D	* SWITCH - Manual electric trim (1C670)	1	
-8	762 226	D	* SWITCH - Trim interrupt A/P disc (40S77)	1	
-9	15660-02	D	ADAPTER - Trim interrupt A/P disc switch	1	
-10	15661-02	D	ADAPTER - Trim interrupt A/P disc switch	1	
-11	62019-04		CONTROL COLUMN ASSEMBLY	1	
-12	62703-34		* TEE BAR ASSEMBLY - Control column	1	
-13	452 372		** BEARING - (F-504-2)	2	
-14	452 389		* BEARING - (F-825-2)	4	
-15	452 388		* BEARING - (F4DD)	2	
-16	69077-00		* SHAFT - Control column, center	1	
-17	62716-07		* SHAFT - Control column	2	
-18	62834-02		* UNIVERSAL JOINT - Control column	2	
-19	480 730		* PIN - (AN386-1-6A)	5	
	494 093		* WASHER - (AN975-3)	5	
	404 835		* NUT - (MS20364-1032C)	5	
-20	407 568		* WASHER - (AN960-716)	1	
	404 104		* NUT - (AN310-7)	1	
	424 060		* COTTER PIN - (MS24665-285)	1	
-21	401 333		* BOLT - (AN4-35A)	1	
	407 565		* WASHER - (AN960-416)	4	
	404 888		* NUT - (MS20365-428C)	1	
-22	401 269		* BOLT- (AN3-10A)	2	
	407 564		* WASHER - (AN960-10)	2	
	407 584		* WASHER - (AN960-10L)	2	
	404 887		* NUT - (MS20365-1032C)	2	
-23	62782-00		* SPACER - Control column	1	
-24	62784-00		* WASHER - Control column	2	
-25	481 651		* PULLEY - Control column (MS20220-1)	2	
-26	68557-00		* BUSHING - Tee bar	2	
-27	67212-04		* BUSHING - Control column pulley .	2	
-28	62845-02		* SPROCKET- Control column, right	1	
-29	62839-00		* SPROCKET ASSEMBLY - Control column, left	1	
-30	62778-00		* SPROCKET - Control column, center rear	1	
-31	63404-00		* SPROCKET- Control column, center rear	1	
-32	554 979		CLIP - Turnbuckle (MS21256-1)	2	
-33	82732-76		BUSHING - Control chain	4	
-34	400 653		BOLT - (AN21-9)	4	
	404 391		NUT - (AN320-1)	4	
	424 041		COTTER PIN - (MS24665-5)	4	
-35	400 056		BOLT - (AN3-11)	1	
	407 564		WASHER - (AN960-10)	1	
	404 392		NUT - (AN320-3)	1	
	424 051		COTTER PIN - (MS24665-132)	1	
-36	401 310		BOLT - (AN4-10A)	2	
	62833-85		WASHER - (O.D. 1.50")	2	
	62833-86		WASHER - (O.D. .75")	2	
	404 888		NUT - (MS20365-428C)	2	

When ordering, always specify Part Number, Description, and Serial Number of Aircraft

FOR INSTRUCTIONAL USE ONLY
PIPER AIRCRAFT
PA-32R-301/301T
AIRPLANE PARTS CATALOG

Figure and Index Number	Part Number	Code	Nomenclature	No. Req.	Serial Numbers Affected
72-37	67984-02		CLIP ASSEMBLY - Map	1	
-38	487 904		SWITCH - Boom mike (39-1)	1	
-39	37729-00	B	BRACKET ASSEMBLY - Switch	1	
-40	35669-16		PLACARD - A/P INTR.	1	
-41	87369-16	E,G	PLACARD - Pitch sync	1	
-42	67193-05		STOP- Tee bar, left	1	
-43	66546-00		BOLT- Special	4	
	407 584		WASHER - (AN960-10L)	4	
	404 835		NUT - (MS20364-1032C)	4	
-44	62840-02		EYE BOLT - Turnbuckle, left	1	
	62840-03		EYE BOLT- Turnbuckle, right	1	
-45	62858-05		CHAIN- Control	2	
-46	489 910		BARREL- Turnbuckle (MS21251-B5S)	1	
-47	35669-188	E,F	PLACARD - Transponder identifier	1	
-48	487 904	E,F	SWITCH - Remote transponder identifier (39-1)	1	
-49	548 561	E	CLOCK - Control wheel (AT4210 PO)	1	
-50	465 258	E	FUSEHOLDER - (155020)	1	
-51	461 629	E	FUSE - (311005)	1	
-52	67491-03	A	PLATE - Control wheel cover, right	1	
-53	67463-02	E,G	SWITCH - Century 41 Autopilot	1	
-54	85292-02	H	WHEEL ASSEMBLY - Control (no switches)	2	
	85292-03	H	WHEEL ASSEMBLY - Control, pilot (with KFC 150 AP and mic switches)	1	
	84549-04	J	* SWITCH ASSEMBLY - Mic	1	
	688 289		** SWITCH	1	
	84549-06	J	* SWITCH ASSEMBLY - AP Disc	1	
	688 290		** SWITCH	1	
	84549-07	J	* SWITCH ASSEMBLY - Trim and CWS	1	
	688 289		** SWITCH	1	
	85292-10	H	WHEEL ASSEMBLY - Control (no switches) (Malibu Grey)	1	
	85292-11	H	WHEEL ASSEMBLY - Control, pilot (with KFC 150 AP and mic switches) (Malibu Grey)	1	
	84549-04	J	* SWITCH ASSEMBLY - Mic	1	
	688 289		** SWITCH	1	
	84549-06	J	* SWITCH ASSEMBLY - AP Disc	1	
	688 290		** SWITCH	1	
	84549-07	J	* SWITCH ASSEMBLY - Trim and CWS	1	
	688 289		** SWITCH	1	
	85292-14		WHEEL ASSEMBLY - Control, copilot (with mic switch) (Malibu Grey)	1	3213085 and up
	84549-04	J	* SWITCH ASSEMBLY - Mic	1	
	688 289		** SWITCH	1	

When ordering, always specify Part Number, Description, and Serial Number of Aircraft

Reissued: May 27, 1999

FOR INSTRUCTIONAL USE ONLY
PIPER AIRCRAFT
PA-32R-301/301T
AIRPLANE PARTS CATALOG

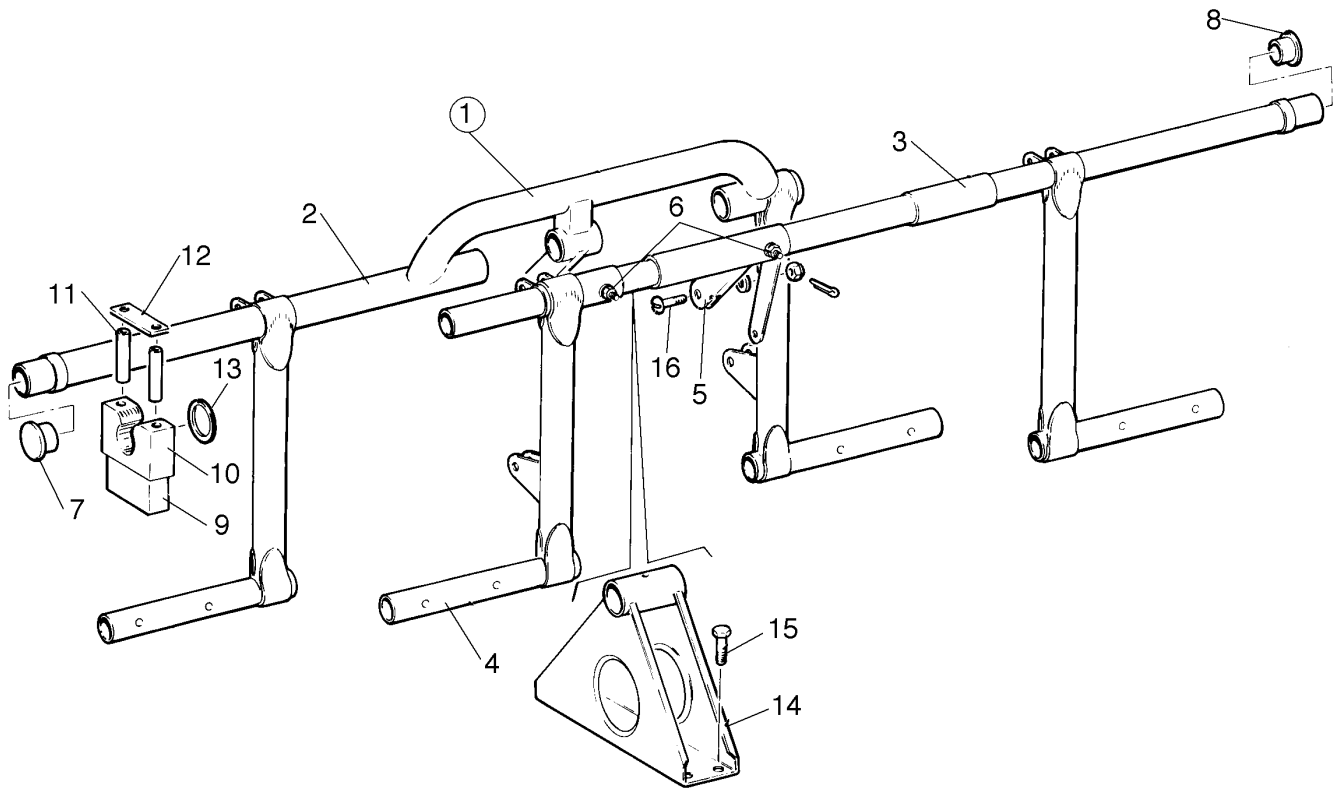


Figure 73. Rudder Pedal Installation

FOR INSTRUCTIONAL USE ONLY
PIPER AIRCRAFT
PA-32R-301/301T
AIRPLANE PARTS CATALOG

CODE EXPLANATIONS FOR FIGURE 73

FOR INSTRUCTIONAL USE ONLY
PIPER AIRCRAFT
PA-32R-301/301T
AIRPLANE PARTS CATALOG

Figure and Index Number	Part Number	Code	Nomenclature	No. Req.	Serial Numbers Affected
73-	38542		DRAWING - Control System Installation		
-1	63459-23		RUDDER PEDAL ASSEMBLY - Complete	1	
-2	63420-07		* BAR ASSEMBLY - Rudder control, left	1	
-3	63419-02		* BAR ASSEMBLY - Rudder control, right	1	
-4	63458-04		* TUBE ASSEMBLY - Rudder control	1	
-5	63457-04		* ARM ASSEMBLY - Rudder control	1	
-6	402 314		* BOLT - (AN174-13A)	2	
	407 585		* WASHER - (AN960-416)	4	
	404 836		* NUT - (MS20364-428C)	2	
-7	581 330		* PLUG - Rudder pedal assembly	1	
-8	581 332		* PLUG - Rudder pedal assembly	1	
-9	63456-00		BLOCK - Rudder bar support, bottom	2	
-10	65050-00		BLOCK - Rudder bar support, top	2	
-11	65003-03		BUSHING - Rudder bar support	4	
-12	63455-00		PLATE - Rudder bar support	6	
-13	62833-17		WASHER - Rudder bar support	2	
-14	63451-00		SUPPORT ASSEMBLY - Rudder bar	1	
-15	400 438		BOLT - (AN3-4A)	4	
-16	400 673		BOLT - (AN23-11)	2	
	407 564		WASHER - (AN960-10)	2	
	404 392		NUT - (AN320-3)	2	
	424 051		COTTER PIN - (MS24665-132)	2	

When ordering, always specify Part Number, Description, and Serial Number of Aircraft

FOR INSTRUCTIONAL USE ONLY
PIPER AIRCRAFT
PA-32R-301/301T
AIRPLANE PARTS CATALOG

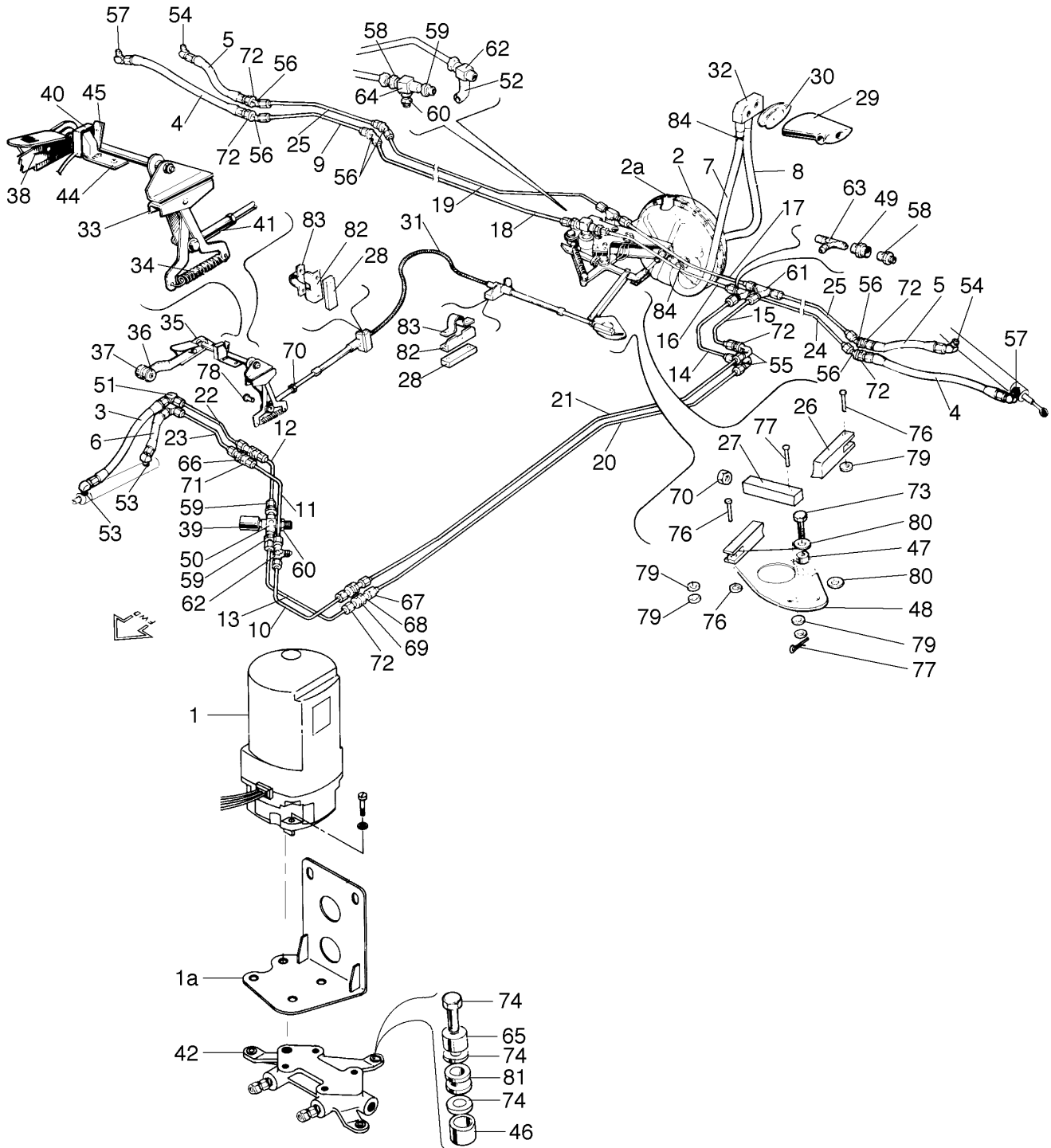


Figure 74. Hydraulic System Installation

Reissued: May 27, 1999

FOR INSTRUCTIONAL USE ONLY
PIPER AIRCRAFT
PA-32R-301/301T
AIRPLANE PARTS CATALOG

CODE EXPLANATIONS FOR FIGURE 74

FOR INSTRUCTIONAL USE ONLY
PIPER AIRCRAFT
PA-32R-301/301T
AIRPLANE PARTS CATALOG

Figure and Index Number	Part Number	Code	Nomenclature	No. Req.	Serial Numbers Affected
74-	38039		DRAWING - Hydraulic Gear Installation		
-1	38998-05		PUMP ASSEMBLY - Hydraulic	1	
	481 879		* PUMP - Hydraulic	1	
	87369-72		* PLACARD	1	
	761 834		* MOTOR ASSEMBLY - Hydraulic pump	1	
	763 061		* ADAPTER ASSEMBLY - Hydraulic pump	1	
	762 676		* RESERVOIR ASSEMBLY - Hydraulic pump	1	
-1a	38996-03		BRACKET ASSEMBLY - Hydraulic pump mount	1	
-2	67748-05		ACTUATOR ASSEMBLY - Back-up gear extender	1	
-2a	761 138		* DIAPHRAGM REPLACEMENT KIT	1	
-3	63901-09		HOSE ASSEMBLY - Nose gear cylinder	1	
-4	63901-21		HOSE ASSEMBLY - Main gear cylinder	2	
-5	63901-30		HOSE ASSEMBLY - Main gear cylinder	2	
-6	63901-31		HOSE ASSEMBLY - Nose gear cylinder	1	
-7	63913-66		HOSE ASSEMBLY - Flexible vacuum	1	
-8	63913-157		HOSE ASSEMBLY - Flexible vacuum	1	
-9	67700-07		TUBE ASSEMBLY - Main gear cylinder	1	
-10	67700-106		TUBE ASSEMBLY - Nose gear cylinder, top	1	
-11	67700-107		TUBE ASSEMBLY - Nose gear cylinder, top	1	
-12	67700-108		TUBE ASSEMBLY - Nose gear cylinder, bottom	1	
-13	67700-109		TUBE ASSEMBLY - Nose gear cylinder, bottom	1	
-14	67700-329		TUBE ASSEMBLY - Nose gear cylinder, bottom	1	
-15	67700-330		TUBE ASSEMBLY - Nose gear cylinder, top	1	
-16	67700-399		TUBE ASSEMBLY - Main gear, bottom	1	
-17	67700-400		TUBE ASSEMBLY - Main gear, top	1	
-18	67700-398		TUBE ASSEMBLY - Main gear, bottom	1	
-19	67700-397		TUBE ASSEMBLY - Main gear, top	1	
-20	67700-116		TUBE ASSEMBLY - Nose gear, bottom	1	
-21	67700-117		TUBE ASSEMBLY - Nose gear, top	1	
-22	67700-118		TUBE ASSEMBLY - Nose gear, top	1	
-23	67700-119		TUBE ASSEMBLY - Nose gear, bottom	1	
-24	67700-124		TUBE ASSEMBLY - Main gear	1	
-25	67700-06		TUBE ASSEMBLY - Main gear cylinder	2	
-26	38053-02		PUSHROD - Automatic landing gear	1	
-27	38052-00		CONNECTOR - Automatic landing gear	1	
-28	38050-00		SPACER - Control cable attachment	2	
-29	67731-00		HEAD - Pressure vacuum (unheated)	1	
	67738-00		HEAD ASSEMBLY - Pressure vacuum (heated)	1	
-30	67732-00		GASKET - Pitot tube	2	
-31	555 816		CABLE - Control (PS50146-13-1)	1	
-32	67743-02		BLOCK ASSEMBLY - Vacuum head	1	
-33	38185-00		CENTERING ASSEMBLY - Landing gear mechanism	1	
-34	67363-00		* SPRING - Gear dump	1	
-35	38175-00		HANDLE ASSEMBLY - Landing gear mechanism	1	
-36	96718-04		* KNOB - Landing gear handle (countersunk for screw head)	1	
-37	96718-05		* KNOB - Landing gear handle (tapped)	1	
-38	38103-02		* SPRING	1	
-39	587 847		SWITCH - Pressure (211C243-12)	1	
-40	487 922		SWITCH - (1SE-1)	1	
-41	488 327		TERMINAL - (AN665-21B)	1	
-42	38995-02		PAD - Hydraulic pump mount	1	
-43	blank				
-44	38039-02		BRACKET - Switch assembly	1	
-45	451 823		ACTUATOR - (JE-73)	1	
-46	65003-21		BUSHING	3	
-47	95061-113		BUSHING	1	

When ordering, always specify Part Number, Description, and Serial Number of Aircraft

Reissued: May 27, 1999

FOR INSTRUCTIONAL USE ONLY
PIPER AIRCRAFT
PA-32R-301/301T
AIRPLANE PARTS CATALOG

Figure and Index Number	Part Number	Code	Nomenclature	No. Req.	Serial Numbers Affected
74-48	38054-00		ARM - Automatic landing gear	1	
-49	455 173		COUPLING - (AN910-1D)	1	
-50	455 405		CROSS - (AN918-1D)	1	
-51	558 826		ELBOW- (AN821-4)	2	
-52	458 863		ELBOW- (AN916-1D)	1	
-53	458 865		ELBOW- (AN823-4)	2	
-54	458 891		ELBOW - (AN823-4D)	2	
-55	458 900		ELBOW- (AN833-4D)	2	
-56	458 910		ELBOW - (AN837-4D)	6	
-57	458 894		ELBOW- (AN822-4D)	2	
-58	67600-00		NIPPLE - Restricted	2	
-59	476 648		NIPPLE - (AN816-4D)	3	
-60	476 643		NIPPLE - (AN911-1D)	2	
-61	488 320		TEE - (AN824-4D)	1	
-62	488 499		TEE - (AN825-4D)	2	
-63	488 316		TEE - (AN826-4D)	1	
-64	488 474		TEE - (AN917-1D)	1	
-65	65003-30		BUSHING	3	
-66	491 063		UNION - (AN832-4)	2	
-67	477 750		NUT - (MS21921-4D)	2	
-68	460 472		SLEEVE - (MS21922-4)	2	
-69	551 876		ADAPTER - (MS21923-4D)	2	
-70	404 224		NUT - (AN315-3R)	2	
-71	477 629		NUT- (AN924-4)	2	
-72	477 618		NUT - (AN924-4D)	8	
-73	400 441		BOLT - (AN3-7A)	1	
	407 584		WASHER - (AN960-10L)	1	
	404 887		NUT - (MS20365-1032C)	1	
-74	400 443		BOLT - (AN3-12A)	3	
	494 192		WASHER - (5712-45)	6	
-75	blank				
-76	424 146		PIN - (MS20392-1C19)	2	
	407 669		WASHER - (AN960-C4)	2	
	424 026		COTTER PIN - (MS24665-65)	2	
-77	424 148		PIN - (MS20392-1C23)	1	
	404 669		WASHER - (AN960-C4)	1	
	424 026		COTTER PIN - (MS24665-65)	1	
-78	424 179		PIN - (MS20392-2C21)	1	
	407 584		WASHER - (AN960-10L)	1	
	63900-75		BUSHING	1	
	424 051		COTTER PIN - (MS24665-132)	1	
-79	494 235		WASHER - (PS10011-4)	6	
-80	494 040		WASHER - (PS10011-12)	2	
-81	434 120		GROMMET - (MS35489-64)	3	
-82	69011-00		LUG - Control cable	2	
-83	69012-00		CLAMP - Control cable	2	
-84	454 832		CLAMP - (SAE TY E-10)	4	

When ordering, always specify Part Number, Description, and Serial Number of Aircraft

FOR INSTRUCTIONAL USE ONLY
PIPER AIRCRAFT
PA-32R-301/301T
AIRPLANE PARTS CATALOG

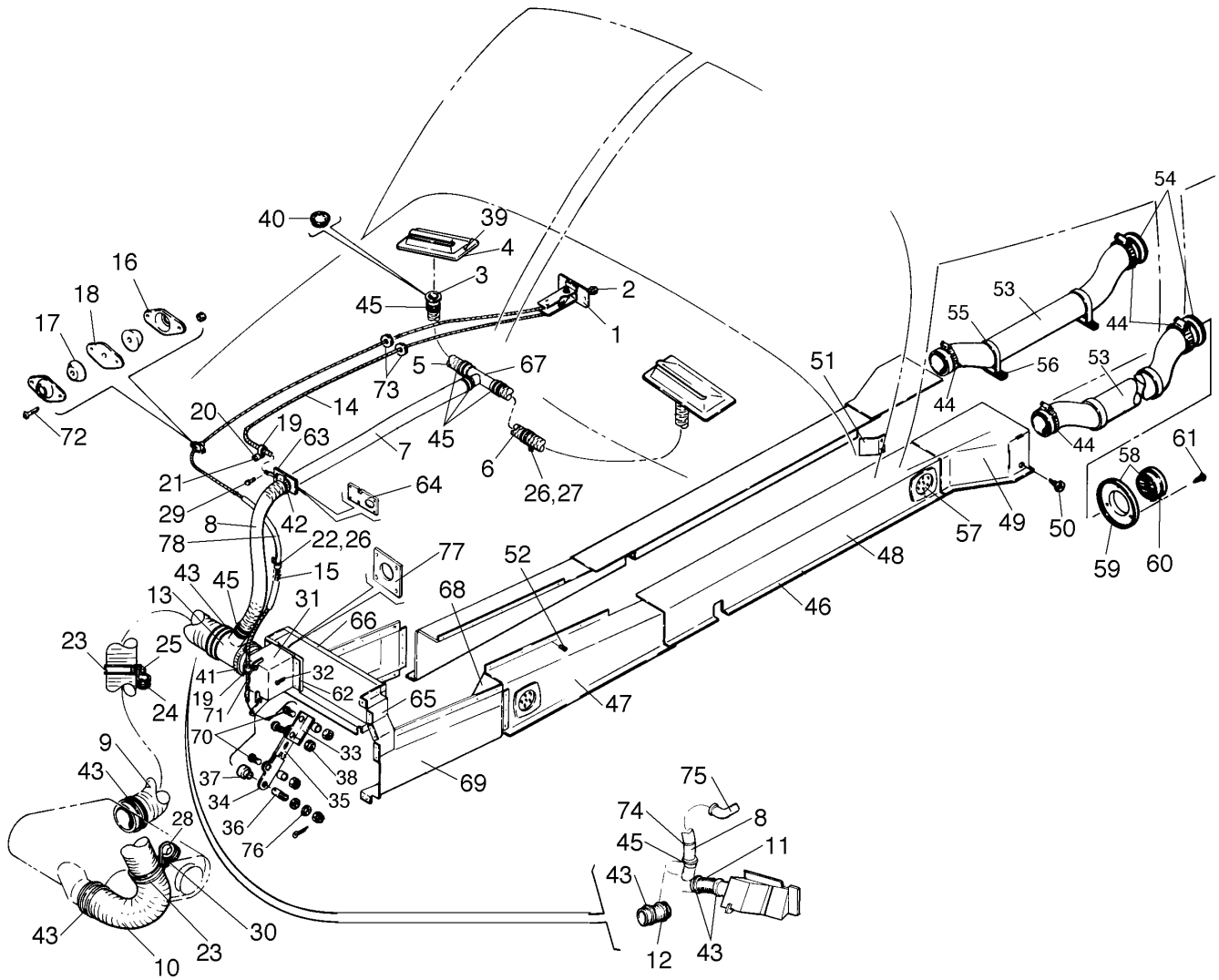


Figure 75. Cabin Heat and Defroster System

Reissued: May 27, 1999

FOR INSTRUCTIONAL USE ONLY
PIPER AIRCRAFT
PA-32R-301/301T
AIRPLANE PARTS CATALOG

CODE EXPLANATIONS FOR FIGURE 75

- A - Used on PA-32R-301 only.
- B - Used on PA-32R-301T only.

FOR INSTRUCTIONAL USE ONLY
PIPER AIRCRAFT
PA-32R-301/301T
AIRPLANE PARTS CATALOG

Figure and Index Number	Part Number	Code	Nomenclature	No. Req.	Serial Numbers Affected
75-	38006	A	DRAWING - Cabin Heat and Defroster System Installation		
	98677	B	DRAWING - Cabin Heat and Defroster System Installation		
-1	79863-03		CONTROL ASSEMBLY - Heat and defroster	1	
-2	66980-00		KNOB ASSEMBLY - Heat and defroster	2	
-3	68908-00		OUTLET - Defroster air	2	
-4	65318-00		OUTLET - Defroster air	2	
-5	63633-30		HOSE - Defroster air	1	
-6	63633-191		HOSE - Defroster air	1	
-7	63633-66		HOSE - Defroster air	1	
-8	63633-157	A	HOSE - Defroster air	1	
	63633-181	B	HOSE - Defroster air	1	
-9	63633-158	A	HOSE - Cabin heat	1	
-10	63633-161	A	HOSE - Cabin heat	1	
-11	63633-173	B	HOSE - Cabin heat	1	
-12	63633-173	B	HOSE - Cabin heat	1	
-13	38158-00		DUCT ASSEMBLY - Defroster takeoff	1	
-14	554 375		CABLE ASSEMBLY - Defroster (PS50146-4-2)	1	
-15	554 487		CABLE ASSEMBLY - Cabin heat (PS50146-4-6)	1	
-16	66789-00		PLATE - Control cable, heat	2	
-17	68770-14		GROMMET - Control cable, heat	2	
-18	22105-03		GASKET - Control cable, heat	1	
-19	454 887		CLAMP - Cable (PS10017-1-3)	2	
-20	63900-19		BUSHING - Cable attachment	1	
-21	411 533		SCREW- (MS35207-264)	1	
	404 887		NUT - (MS20365-1032C)	1	
-22	454 928		CLAMP - Cable (PS10017-2-3)	1	
-23	554 859	A	CLAMP - (MS21919WH48)	1	
-24	454 868		CLAMP - (PS10017-2-12)	1	
-25	411 532	A	SCREW- (MS35207-263)	1	
	404 887	A	NUT - (MS20365-1032C)	1	
-26	411 530		SCREW- (MS35207-261)	2	
	404 887		NUT - (MS20365-1032C)	2	
-27	554 885		CLAMP - (PS10017-2-24)	1	
-28	544 710		CLAMP - (PS10017-2-26)	1	
-29	68904-00		BOLT - Defroster valve control	1	
	407 565		WASHER - (AN960-416)	1	
	404 888		NUT - (MS20365-428C)	1	
-30	486 221	A	SCREW- (MS35207-264)	1	
	404 887	A	NUT - (MS20365-1032C)	1	
	404 584	A	WASHER - (AN960-10L)	1	
-31	68919-00		BOX ASSEMBLY - Cabin heat	1	
-32	415 532		SCREW- (MS35206-242)	4	
-33	68918-00		LINK - Cabin heat box	1	
-34	36558-05		LINK - Cabin heat box	1	
-35	36558-02		LINK - Cabin heat box	1	
-36	70371-03		STUD - Cable attachment	1	
-37	70371-02		SWIVEL - Cable attachment	1	
-38	415 518		SCREW- (MS35206-228)	1	
	404 909		NUT - (MS20365-632C)	1	

When ordering, always specify Part Number, Description, and Serial Number of Aircraft

FOR INSTRUCTIONAL USE ONLY
PIPER AIRCRAFT
PA-32R-301/301T
AIRPLANE PARTS CATALOG

Figure and Index Number	Part Number	Code	Nomenclature	No. Req.	Serial Numbers Affected
75 -39	415 521		SCREW- (MS35206-231)	4	
	404 909		NUT - (MS20365-632C)	4	
	404 562		WASHER - (AN960-6)	4	
-40	406 394		NUT - (C-13900-014-4)	2	
-41	554 926		CLAMP - (SAE TY F-44)	1	
-42	554 925		CLAMP - (SAE TY F-24)	2	
-43	454 993		CLAMP - (SAE TY A-3 1/16)	4	
-44	454 944		CLAMP - (SAE TY A-2 1/16)	4	
-45	554 896		CLAMP - (SAE TY A-1 1/2)	6	
-46	68923-00		DUCT ASSEMBLY - Cabin heat, left	1	
	68923-01		DUCT ASSEMBLY - Cabin heat, right	1	
-47	68923-02		* DUCT- Cabin heat, left	1	
	68923-03		* DUCT - Cabin heat, right	1	
-48	68923-04		* DUCT- Cabin heat, left	1	
	68923-05		* DUCT- Cabin heat, right	1	
-49	68923-06		* DUCT- Cabin heat, left	1	
	68923-07		* DUCT- Cabin heat, right	1	
-50	487 560		* STUD - (XX-10362-12)	13	
-51	69098-00		* PLATE - Deflector	2	
-52	419 590		SCREW- (AN530-8R6)	42	
-53	63633-19		HOSE - Air duct	2	
-54	69285-00		TUBE - Cabin heat	2	
-55	544 827		CLAMP - (MS21919H34)	4	
-56	415 380		SCREW- (MS51958-64)	4	
	404 887		NUT - (MS20365-1032C)	4	
	404 263		NUT - (AN315D3R)	4	
-57	68933-00		DEFLECTOR ASSEMBLY	4	
-58	68928-00		DEFLECTOR ASSEMBLY	2	
-59	21156-00		* PLATE - Deflector	1	
-60	68929-00		* LOUVER ASSEMBLY - Deflector	1	
-61	419 641		SCREW - (4 x 1/2, Type "A")	6	
-62	38204-00		ADAPTER - Cabin heat	1	
-63	38145-00		VALVE ASSEMBLY - Defroster	1	
-64	38145-06		* GASKET - Defroster valve	1	
-65	38147-00		DUCT ASSEMBLY - Defroster air, left	1	
	38147-01		DUCT ASSEMBLY - Defroster air, right	1	
-66	38148-00		DUCT ASSEMBLY - Defroster air	1	
-67	69556-06		TAKEOFF ASSEMBLY - Defroster air	1	
-68	38024-00		DUCT - Air, wheel well, left	1	
	38024-01		DUCT - Air, wheel well, right	1	
-69	38025-00		DUCT ASSEMBLY - Air, wheel well, left	1	
	38025-01		DUCT ASSEMBLY - Air, wheel well, right	1	
-70	415 522		SCREW- (MS35206-232)	2	
	95061-141		BUSHING	2	
	404 909		NUT - (MS20365-632C)	2	
-71	411 535		SCREW- (MS35207-266)	1	
	63900-136		BUSHING	1	
	404 887		NUT - (MS20365-1032C)	1	
-72	415 535		SCREW- (MS35206-245)	1	
	404 910		NUT - (MS20365-832C)	2	
-73	434 126		GROMMET- (MS35489-4)	2	
-74	455 013	B	CLAMP - (MS21919H24)	1	

When ordering, always specify Part Number, Description, and Serial Number of Aircraft

FOR INSTRUCTIONAL USE ONLY
PIPER AIRCRAFT
PA-32R-301/301T
AIRPLANE PARTS CATALOG

Figure and Index Number	Part Number	Code	Nomenclature	No. Req.	Serial Numbers Affected
75 -75	38476-02	B	ELBOW	1	
-76	81342-18		WASHER - Cable attachment	1	
	404 392		NUT - (AN320-3)	1	
	424 051		COTTER PIN - (MS24665-132)	1	
	407 585		WASHER - (AN960-416L)	1	
-77	38204-03		SEAL - Cabin heat box	1	
-78	98677-03	B	SHIELD - Cable	1	

When ordering, always specify Part Number, Description, and Serial Number of Aircraft

FOR INSTRUCTIONAL USE ONLY
PIPER AIRCRAFT
PA-32R-301/301T
AIRPLANE PARTS CATALOG

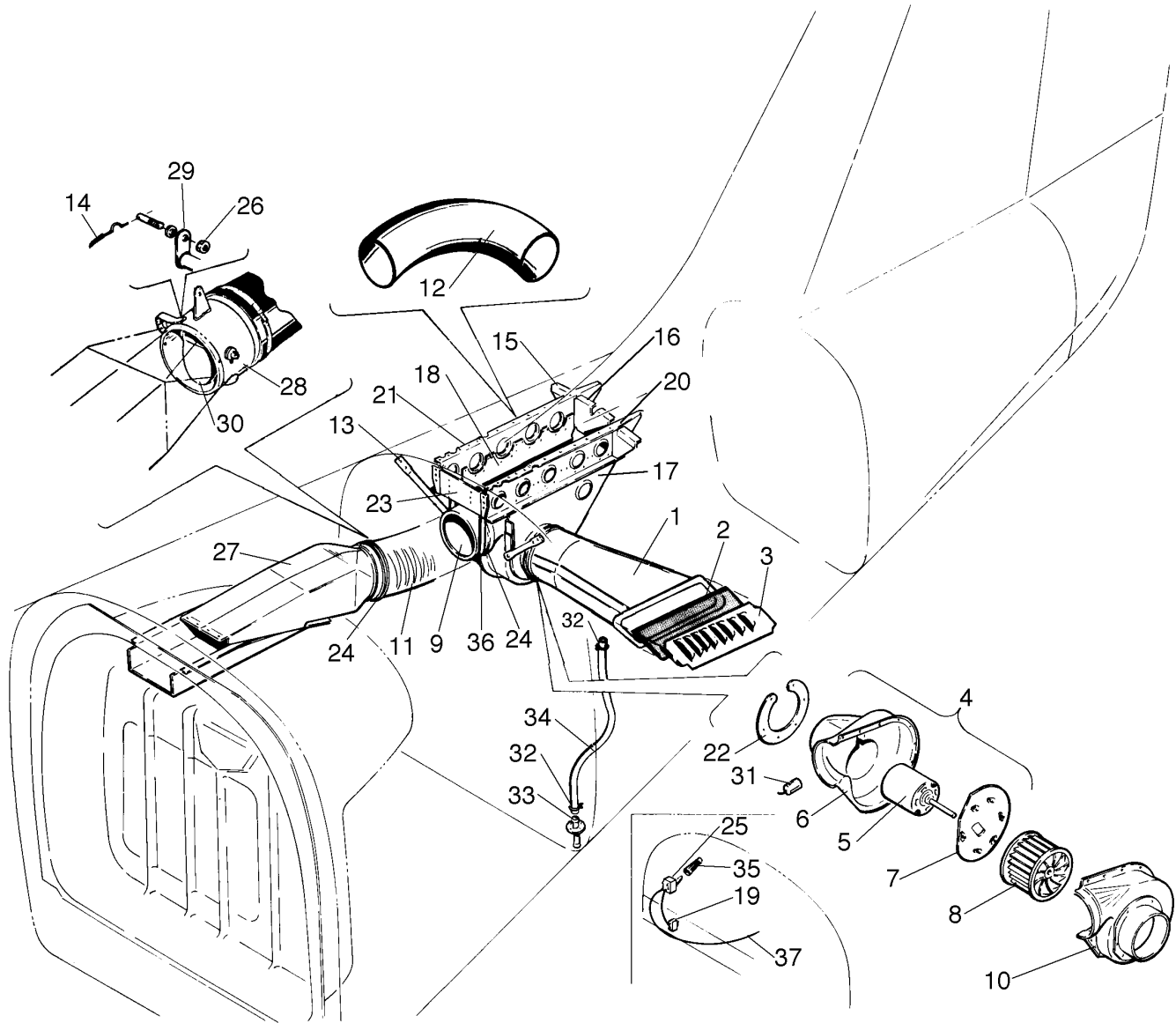


Figure 76. Aft Fresh Air Duct Installation

FOR INSTRUCTIONAL USE ONLY
PIPER AIRCRAFT
PA-32R-301/301T
AIRPLANE PARTS CATALOG

CODE EXPLANATIONS FOR FIGURE 76

Reissued: May 27, 1999

FOR INSTRUCTIONAL USE ONLY
PIPER AIRCRAFT
PA-32R-301/301T
AIRPLANE PARTS CATALOG

Figure and Index Number	Part Number	Code	Nomenclature	No. Req.	Serial Numbers Affected
76-	36983		DRAWING - Ram Air and Blower Ventilation Installation		
-1	36615-05		DUCT ASSEMBLY - Air vent	1	
-2	36616-03		* FILTER - Air vent	1	
-3	36612-02		LOUVER - Air vent	1	
-4	99642-03		BLOWER ASSEMBLY - Fresh air	1	
-5	475 210		* MOTOR ASSEMBLY - Fresh air blower (UN-YY1S062)	1	
-6	37997-02		* COVER - Fresh air blower	1	
-7	99641-00		* PLATE ASSEMBLY - Motor mounting	1	
-8	452 935		BLOWER - (AE424-316-1)	1	
-9	99633-00		DUCT - Hose connect	1	
-10	79264-00		COVER ASSEMBLY - Fresh air blower	1	
-11	63633-1 48		HOSE	1	
-12	63633-127		HOSE	1	
-13	79303-00		BRACE - Hanger	2	
-14	554 361		CABLE ASSEMBLY - Fresh air flapper (PS50146-2-5)	1	
-15	79035-00		GUSSET ASSEMBLY - Intercostal	2	
-16	79286-00		BRACKET- Intercostal, aft	1	
-17	79281-00		HANGER ASSEMBLY - Blower, left	1	
-18	79282-00		HANGER ASSEMBLY - Blower, right	1	
-19	454 709		CIRCUIT BREAKER - (PS50120-1-9) 20 amp, Mech. Products Inc.	1	
	454 743		CIRCUIT BREAKER - (PS50120-3-36) 20 amp, Wood Electric Corp.	1	
-20	79280-00		INTERCOSTAL - Blower bracket support, left	1	
-21	79287-00		INTERCOSTAL - Blower bracket support, right	1	
-22	79284-00		RETAINER- Housing	1	
-23	79285-00		BRACKET - Intercostal, forward	1	
-24	554 640		CLAMP - (SAE TY A-4 5/8)	2	
-25	588 109		SWITCH	1	
-26	70371-02		FITTING - Swivel	1	
	70371-03		STUD - Swivel fitting	1	
	407 564		WASHER - (AN960-10)	1	
	404 392		NUT - (AN320-3)	1	
	424 051		COTTER PIN - (MS24665-132)	1	
-27	69992-02		DUCT AND FLAPPER VALVE ASSEMBLY - Aft	1	
-28	69885-12		* FLAPPER VALVE ASSEMBLY - Fresh air intake	1	
-29	69885-02		** SHAFT ASSEMBLY	1	
-30	69885-03		** FLAPPER ASSEMBLY	1	
-31	63897-06		CAPACITOR ASSEMBLY	1	
-32	554 861		CLAMP - (SAE TY F-4)	2	
-33	79290-00		TUBE ASSEMBLY - Drain	1	
-34	63904-112		HOSE- Drain	1	
-35	571 162		KNOB - (RB-67-1-SB-M)	1	
-36	79292-00		STRAP - Fresh air hose support	1	
-37	79293-05		CABLE- Blower	1	

When ordering, always specify Part Number, Description, and Serial Number of Aircraft

FOR INSTRUCTIONAL USE ONLY
PIPER AIRCRAFT
PA-32R-301/301T
AIRPLANE PARTS CATALOG

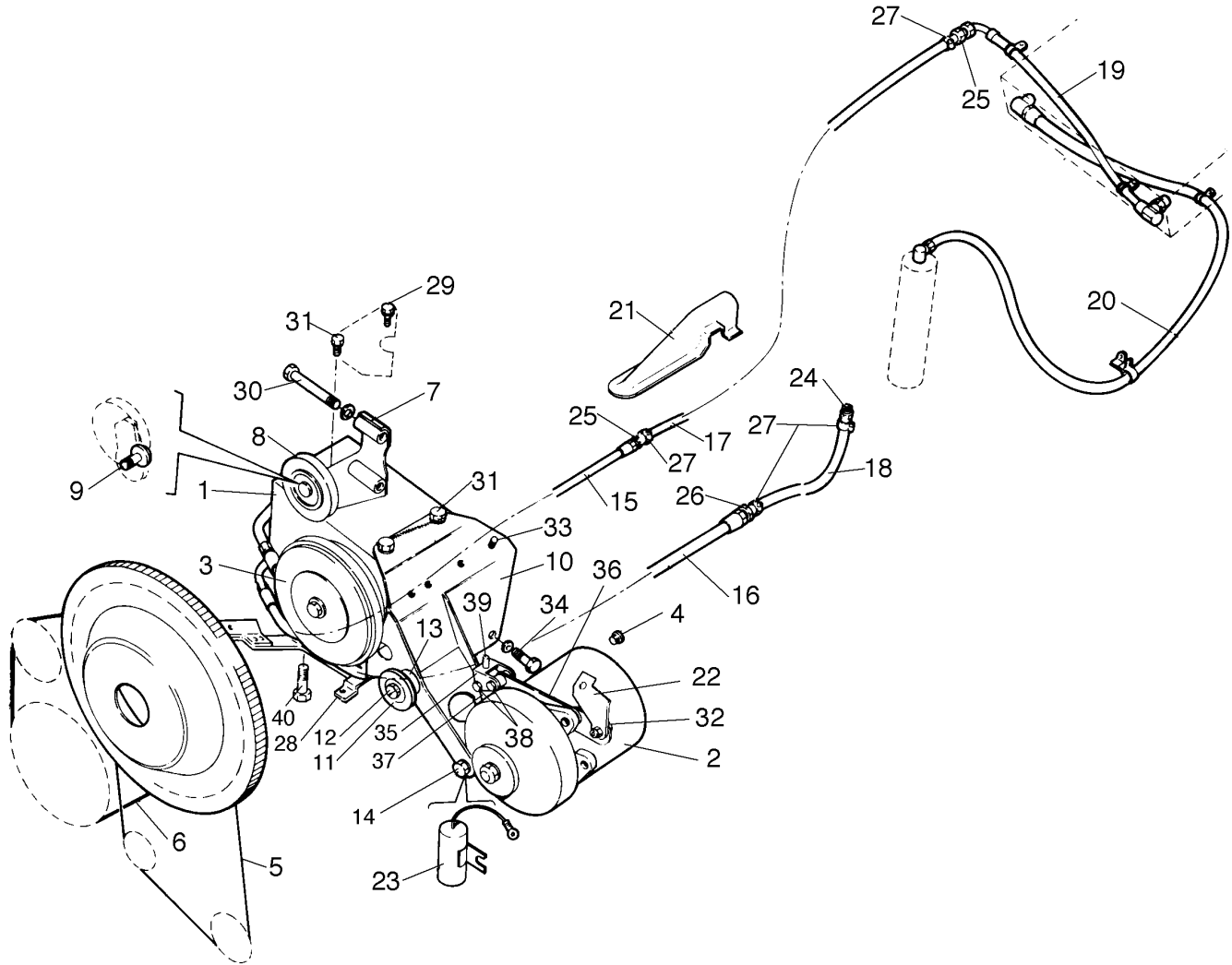


Figure 77. Air Conditioning Compressor, Refrigerant Lines and Alternator Installation

Reissued: May 27, 1999

FOR INSTRUCTIONAL USE ONLY
PIPER AIRCRAFT
PA-32R-301/301T
AIRPLANE PARTS CATALOG

CODE EXPLANATIONS FOR FIGURE 77

- A - See Figure 86 if a Prestolite 60 amp alternator is installed. See Figure 87 if a Ford 90 amp alternator is installed.
- B - Used on PA-32R-301 only.
- C - Used on PA-32R-301T only.
- D - Used if a 60 amp Prestolite alternator is installed.
- E - Used if a 90 amp Ford alternator is installed.
- F - Used if a 60 amp Prestolite alternator is installed. See Figure 87 if a 90 amp Ford alternator is installed.
- G - Used on PA-32R-301 with serial numbers 32R-8013001 to 32R-8213011 inclusive, and PA-32R-301T with serial numbers 32R-8029001 to 32R-8229014 inclusive.
- H - Used if Refrigerant Line Fitting Replacement Kit 764 244 has not been installed.
- J - If Refrigerant Line Fitting Replacement Kit 764 244 has been installed per Service Spares Letter 387, order parts for PA32-R-301 with serial numbers 32R-8213012 and up, and PA-32R-301T with serial numbers 32R-8229015 and up.
- K - Used on PA-32R-301 with serial numbers 32R-8213012 and up, and PA-32R-301T with serial numbers 32R-8229015 and up.

FOR INSTRUCTIONAL USE ONLY
PIPER AIRCRAFT
PA-32R-301/301T
AIRPLANE PARTS CATALOG

Figure and Index Number	Part Number	Code	Nomenclature	No. Req.	Serial Numbers Affected
77-	99109		DRAWING - Air Conditioning Compressor and Alternator Installation		
	99291	B	DRAWING - Air Conditioning Refrigerant Lines Installation		
	98598	C	DRAWING - Air Conditioning Refrigerant Lines Installation		
-1	555 412		COMPRESSOR ASSEMBLY - (F209-16764)	1	
-2		A	ALTERNATOR ASSEMBLY	1	
-3	554 761		CLUTCH ASSEMBLY - (10616)	1	
-4	486 457	B,D	SEAL - (53-8543-0013)	1	
-5	452 823	F	BELT - (PS10069-1-3)	1	
-6	452 824		BELT - (PS10069-1-4)	1	
-7	99763-00		BRACKET ASSEMBLY - Compressor, upper	1	
-8	99080-00		* IDLER ASSEMBLY - Compressor, drive	1	
-9	400 616		* BOLT - (AN8H-7A)	1	
	407 569		* WASHER - (AN960-816)	1	
	62833-83		* WASHER	3	
-10	79584-08D		BRACKET ASSEMBLY - Compressor, lower	1	
	39682-02	E	BRACKET ASSEMBLY - Compressor, lower	1	
-11	99072-00	D	* PULLEY ASSEMBLY - Alternator drive	1	
-12	553 230	D	* BOLT - (NAS2906-20)	1	
	62833-82	D	* WASHER - Alternator pulley	2	
	79558-02	D	* NUT - Alternator pulley	1	
-13	95061-151	D	* BUSHING - Alternator idler pulley	1	
-14	401 394	D	* BOLT - (AN6-13A)	2	
	407 567	D	* WASHER - (AN960-616)	2	
	404 890	D	* NUT - (MS20365-624C)	2	
-15	99592-08	B	HOSE ASSEMBLY - Discharge	1	
	99592-12	C	HOSE ASSEMBLY - Discharge	1	
-16	99592-09	B	HOSE ASSEMBLY - Suction	1	
	99592-22	C	HOSE ASSEMBLY - Suction	1	
-17	63904-92		HOSE ASSEMBLY - Discharge	1	
-18	63904-68		HOSE ASSEMBLY - Suction	1	
-19	565 576		HOSE ASSEMBLY - Discharge	1	
-20	565 578		HOSE ASSEMBLY - Receiver dehydrator to condenser	1	
-21	99497-00		COVER - Refrigerant line	2	
-22	99580-00	F	CLIP ASSEMBLY - Left front baffle	1	
-23	63897-06	D	CAPACITOR ASSEMBLY	1	
-24	451 906	G,J	ADAPTER - (PS10022-6-4)	1	
	561 012	K	FITTING - (FC91 58-0808S)	1	
	584 258	K	REDUCER - (661FHD-8-10)	1	
-25	451 907	G,J	ADAPTER - (PS10022-6-13)	2	
	561 013	K	FITTING - (FC9158-0606S)	2	
	584 256	K	REDUCER - (42F-8-6)	2	
-26	451 908	G,J	ADAPTER - (PS10022-6-14)	1	
	561 012	K	FITTING - (FC9158-0808S)	1	
	584 257	K	REDUCER - (42F-10-8)	1	
-27	554 888	G,H	CLAMP - (SAE TY F-6)	3	
-28	98680-04	C	BRACKET ASSEMBLY - Engine control support	1	
-29	401 987		BOLT - (MS20074-06-06)	1	
	407 587		WASHER - (AN960-616L)	1	
-30	401 461		BOLT - (AN6H22A)	2	
	407 567		WASHER - (AN960-616)	4	
	407 587		WASHER - (AN960-616L)	2	
	407 046		WASHER - (MS35338-46)	2	
-31	401 986		BOLT - (MS20074-06-05)	3	
	407 587		WASHER - (AN960-616L)	3	

When ordering, always specify Part Number, Description, and Serial Number of Aircraft

Reissued: May 27, 1999

FOR INSTRUCTIONAL USE ONLY
PIPER AIRCRAFT
PA-32R-301/301T
AIRPLANE PARTS CATALOG

Figure and Index Number	Part Number	Code	Nomenclature	No. Req.	Serial Numbers Affected
77 -32	401 971	F	BOLT- (MS20074-05-06)	1	
	407 566	F	WASHER - (AN960-516)	1	
-33	401 970		BOLT- (MS20074-05-05)	4	
	407 586		WASHER - (AN960-516L)	4	
-34	401 988		BOLT- (MS20074-06-11)	2	
	407 587	B	WASHER - (AN960-616L)	2	
	407 567	C	WASHER - (AN960-616)	2	
	407 587	C	WASHER - (AN960-616L)	1	
-35	79886-03	F	CHANNEL ASSEMBLY - Alternator support	1	
-36	79886-04	F	ARM - Alternator support	1	
-37	79886-07	F	ARM ASSEMBLY - Alternator support	1	
-38	400 009	F	BOLT - (AN4-14A)	2	
	407 585	F	WASHER - (AN960-416L)	2	
	404 888	F	NUT - (MS20365-428C)	2	
-39	486 126	F	BOLT- (MS16997-81)	1	
-40	401 986	C	BOLT- (MS20074-06-05)	2	
	407 587	C	WASHER - (AN960-616L)	2	

When ordering, always specify Part Number, Description, and Serial Number of Aircraft

FOR INSTRUCTIONAL USE ONLY
PIPER AIRCRAFT
PA-32R-301/301T
AIRPLANE PARTS CATALOG

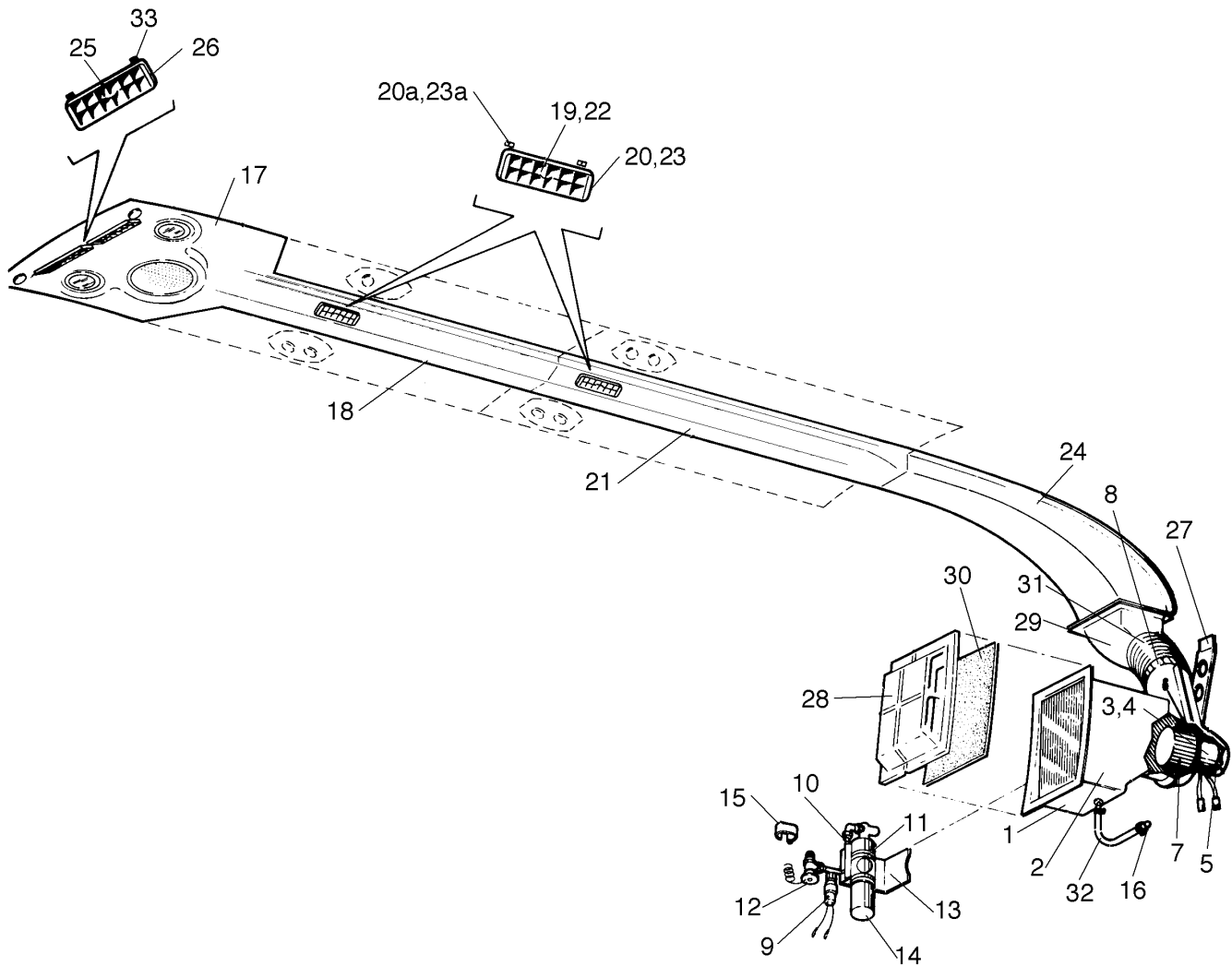


Figure 78. Air Conditioning Duct and Evaporator Installation

Reissued: May 27, 1999

FOR INSTRUCTIONAL USE ONLY
PIPER AIRCRAFT
PA-32R-301/301T
AIRPLANE PARTS CATALOG

CODE EXPLANATIONS FOR FIGURE 78

A - See Figure 80 if fixed oxygen system is installed.

FOR INSTRUCTIONAL USE ONLY
PIPER AIRCRAFT
PA-32R-301/301T
AIRPLANE PARTS CATALOG

Figure and Index Number	Part Number	Code	Nomenclature	No. Req.	Serial Numbers Affected
78-	69988 79849		DRAWING - Air Conditioning Duct Installation DRAWING - Evaporator Bulkhead Assembly		
-1	99640-00		EVAPORATOR ASSEMBLY - Air conditioning	1	
-2	99640-03		* EVAPORATOR AND HOUSING ASSEMBLY - Air conditioning	1	
-3	99642-03		* BLOWER ASSEMBLY - Evaporator	1	
-4	475 210		** MOTOR ASSEMBLY - Evaporator blower (UN-YY1S062)	1	
-5	37997-02		** COVER - Evaporator blower	1	
-6	99641-00		** PLATE ASSEMBLY - Motor mounting	1	
-7	452 935		* BLOWER - (AE424-316-1)	1	
-8	99633-00		* DUCT - Hose connect	1	
-9	99646-02		* SWITCH ASSEMBLY - Pressure	1	
-10	589 688		* LINE ASSEMBLY - Evaporator inlet (37245-6-6S)	1	
-11	554 926		* CLAMP - (SAE TY F-44)	2	
-12	99648-00		* VALVE ASSEMBLY - Evaporator expansion	1	
-13	99650-00		* BRACKET- Receiver dehydrator	1	
-14	456 615		* RECEIVER DEHYDRATOR - (1106)	1	
-15	99661-00		* CLAMP - Bulb, expansion valve	1	
-16	554 861		CLAMP - (SAE TY F-4)	2	
-17	69989-03	A	PANEL ASSEMBLY - Cabin light and air conditioning (with speaker hole)	1	
	69989-02	A	PANEL ASSEMBLY - Cabin light and air conditioning (without speaker hole)	1	
-18	69990-02		DUCT ASSEMBLY - Air conditioner, front	1	
-19	473 187		* LOUVER - (136-1M), silver	2	
	473 195		* LOUVER - (336-1HS), black	2	
-20	461 386		* FRAME - (173M), silver	2	
	461 391		* FRAME - (173B), black	2	
-20a	406 424		* NUT - (C2733-040-1)	8	
-21	69991-02	A	DUCT ASSEMBLY - Air conditioner, center	1	
-22	473 187		* LOUVER - (136-1M), silver	2	
	473 195		* LOUVER - (336-1HS), black	2	
-23	461 386		* FRAME - (173M), silver	2	
	461 391		* FRAME - (173B), black	2	
-23a	406 424		* NUT - (C2733-040-1)	8	
-24	79839-03		DUCT ASSEMBLY - Air conditioner	1	
-25	473 187		LOUVER - (136-1M), silver	2	
	473 195		LOUVER - (336-1HS), black	2	
-26	461 386		FRAME - (173M), silver	2	
	461 391		FRAME - (173B), black	2	
-27	99539-00		SUPPORT ASSEMBLY - Evaporator box	1	
-28	99550-02		COVER - Evaporator filter	1	
-29	79840-04		DUCT ASSEMBLY - Hose connect	1	
-30	99644-00		FILTER - Evaporator	1	
-31	63633-100		HOSE - Air conditioning	1	
-32	63913-199		HOSE - Evaporator drain	1	
-33	406 424		NUT - (C2733-040-1)	8	

When ordering, always specify Part Number, Description, and Serial Number of Aircraft

Reissued: May 27, 1999

FOR INSTRUCTIONAL USE ONLY
PIPER AIRCRAFT
PA-32R-301/301T
AIRPLANE PARTS CATALOG

CODE EXPLANATIONS FOR FIGURE 79

Reissued: May 27, 1999

FOR INSTRUCTIONAL USE ONLY
PIPER AIRCRAFT
PA-32R-301/301T
AIRPLANE PARTS CATALOG

Figure and Index Number	Part Number	Code	Nomenclature	No. Req.	Serial Numbers Affected
79-	99855		DRAWING - Air Conditioning Condenser Installation		
-1	99387-04		CONDENSER ASSEMBLY - Air conditioning (complete)	1	
-2	557 449		* CONDENSER	1	
-3	99263-00		* HINGE ASSEMBLY - Condenser duct	1	
-4	99275-02		* HINGE - Half	1	
-5	99495-00		* BELLCRANK ASSEMBLY - Condenser door mechanism	2	
-6	65003-56		* BUSHING	2	
-7	401 273		* BOLT - (AN3-14A)	2	
	407 584		* WASHER - (AN960-10L)	4	
	404 887		* NUT - (MS20365-1032C)	2	
-8	99271-00		DOOR ASSEMBLY - Louver	1	
-9	99275-02		* HINGE - Half	1	
-10	99854-00		TRANSMISSION ASSEMBLY - Condenser door actuating (complete)	1	
-11	761 519		* MOTOR ASSEMBLY - Transmission (C145-200)	1	
-12	753 085		* UNIVERSAL ASSEMBLY - (B100-06)	1	
-13	757 718		* SWITCH - Limit (V3L-3-D9)	2	
-14	99853-00		* TUBE ASSEMBLY - Actuator	1	
-15	554 714		* CLAMP - (AN741-8P)	1	
-16	99867-00		BELLCRANK ASSEMBLY - Condenser	1	
-17	452 570		* BUSHING - Bronze (FF565-2)	2	
-18	452 571		BEARING - (AA225-1)	1	
-19	452 561		BEARING - (AA304-20)	1	
-20	99557-00		ROD ASSEMBLY - Condenser push	1	
-21	452 558		* BEARING - Rod end (PS10020-5-1R)	2	
-22	400 224		* NUT - (AN315-3R)	1	
-23	99561-00		BEARING ASSEMBLY - Condenser door actuating	4	
-24	99572-04		COVER ASSEMBLY - Forward	1	
-25	99569-00		COVER ASSEMBLY - Aft	1	
-26	99275-04		PIN - Hinge	1	
-27	65165-87		TUBE	2	
-28	400 861		BOLT - (AN23-13A)	2	
	407 564		WASHER - (AN960-10)	2	
	62833-101		WASHER - (.56 O.D.)	2	
	404 887		NUT - (MS20365-1032C)	2	
-29	400 441		BOLT - (AN3-7A)	2	
	407 564		WASHER - (AN960-10)	6	
	404 887		NUT - (MS20365-1032C)	2	
-30	401 334		BOLT - (AN4-36A)	1	
	407 565		WASHER - (AN960-416)	3	
	404 888		NUT - (MS20365-428C)	1	
-31	400 861		BOLT - (AN23-13A)	2	
	407 564		WASHER - (AN960-10)	2	
	404 887		NUT - (MS20365-1032C)	2	
-32	401 269		BOLT - (AN3-10A)	1	
	407 564		WASHER - (AN960-10)	3	
	404 887		NUT - (MS20365-1032C)	1	
-33	400 440		BOLT - (AN3-6A)	2	
	407 564		WASHER - (AN960-10)	4	
	404 835		NUT - (MS20364-1032C)	2	
-34	400 861		BOLT - (AN23-13A)	2	
	407 564		WASHER - (AN960-10)	4	
	62833-101		WASHER - (.56 O.D.)	2	
	404 887		NUT - (MS20365-1032C)	2	

When ordering, always specify Part Number, Description, and Serial Number of Aircraft

FOR INSTRUCTIONAL USE ONLY
PIPER AIRCRAFT
PA-32R-301/301T
AIRPLANE PARTS CATALOG

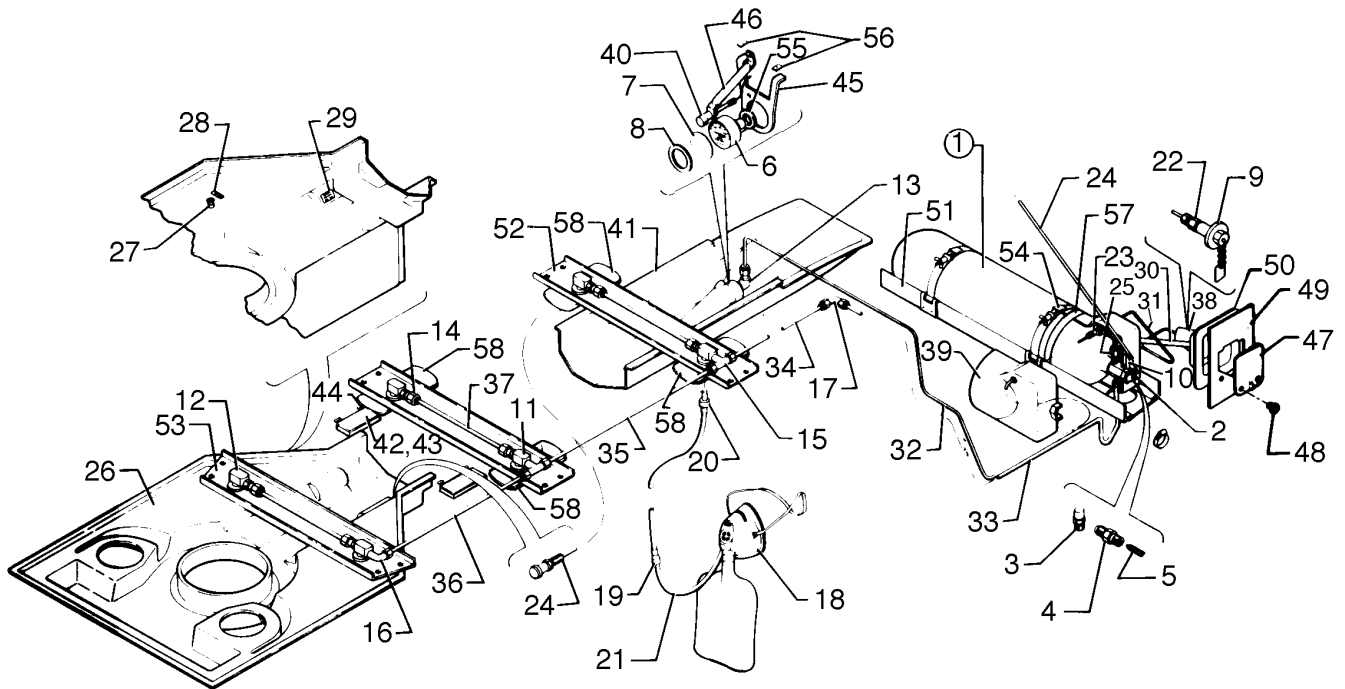


Figure 80. Oxygen System Installation (Fixed)

Reissued: May 27, 1999

FOR INSTRUCTIONAL USE ONLY
PIPER AIRCRAFT
PA-32R-301/301T
AIRPLANE PARTS CATALOG

CODE EXPLANATIONS FOR FIGURE 80

- A - Order part for serial numbers 32R-8129001 and up if Fixed Oxygen System Installation Kit 764 041 has been installed.
- B - Also used on serial numbers 32R-8129001 and up if Fixed Oxygen System Installation Kit 764 041 has been installed.

FOR INSTRUCTIONAL USE ONLY
PIPER AIRCRAFT
PA-32R-301/301T
AIRPLANE PARTS CATALOG

Figure and Index Number	Part Number	Code	Nomenclature	No. Req.	Serial Numbers Affected
80-	36960		DRAWING - Oxygen System Installation		
-1	763 312		CYLINDER AND REGULATOR ASSEMBLY - (800112-21)	1	
-2	762 584		* REGULATOR ASSEMBLY - Oxygen (800114-03)	1	
-3	756 507		** RELIEF VALVE - Regulator assembly (5043-14)	1	
-4	756 505		** VALVE ASSEMBLY - Charging (800216-00)	1	
-5	753 947		*** CORE - Valve assembly (57524)	1	
-6	751 896		GAUGE ASSEMBLY - Oxygen (includes mounting bracket)	1	
-7	752 355		* LENS - Oxygen gauge	1	
-8	753 433		* BEZEL - Oxygen gauge	1	
-9	756 504		VALVE ASSEMBLY - Recharge (S26875-63)	1	
-10	753 437		BRACKET ASSEMBLY - Control cable (800356-00)	1	
-11	752610		OUTLET ASSEMBLY-Left (23599-12)	3	
-12	752609		OUTLET ASSEMBLY- Right (23599-11)	3	
-13	754 798		ELBOW - High pressure (33521-403)	1	
-14	753 944		CONNECTOR - Low pressure (33529-009)	6	
-15	756 301		TEE - Low pressure (33529-805)	2	
-16	754 761		ELBOW - Low pressure (33529-106)	1	
-17	754 762		ELBOW - Low pressure (33529-704)	1	
-18	474 124		MASK ASSEMBLY - Oxygen, sky mask (passenger) (28314-11)	5	
	761 744		MASK ASSEMBLY - Oxygen, duo-seal mask with microphone (crew) (28316-11)	1	
-19	755 122		* FLOW- Indicator(8540)	1	
-20	753 939		* COUPLING - Oxygen plug-in (8570-00)	1	
-21	753 074		* TUBING - Plastic, oxygen mask (5' length)	1	
-22	763 310		CONNECTOR - Female (33525-202)	1	
-23	762 023		TEE - (1/8 dia.) (33521-002)	1	
-24	753 938		CABLE - Push-pull control (800177-00)	1	
-25	762 024		TUBE ASSEMBLY - High pressure (800214-06)	1	
-26	69989-07		PANEL ASSEMBLY - Overhead (without speaker hole)	1	
	69989-08		PANEL ASSEMBLY - Overhead (with speaker hole)	1	
-27	36965-02		SWITCH ASSEMBLY - Oxygen gauge light	1	
-28	35669-137		PLACARD - Oxygen gauge light	1	
-29	35669-157		PLACARD - Oxygen "pull on"	1	
-30	36960-10		TUBE - Vent	1	
-31	36960-13		TUBE - High pressure	1	
-32	36960-21		TUBE - High pressure	1	
-33	36960-11		TUBE - Low pressure	1	
-34	36960-09		TUBE - Low pressure	1	
-35	36960-08		TUBE - Low pressure	1	
-36	36960-07		TUBE - Low pressure	1	
-37	36960-06		TUBE - Low pressure	3	
-38	36959-02		SHROUD ASSEMBLY - Charging valve	1	
-39	36962-02		SHROUD ASSEMBLY - Oxygen bottle, aft	1	
	36962-03		SHROUD ASSEMBLY - Oxygen bottle, forward	1	
-40	572 514		LIGHT - Bolt (5952-8ND-CW-12) (Glar-ban)	1	
-41	69991-04	A	DUCT ASSEMBLY - Oxygen gauge	1	32R-8029001 thru 32R-8029131
	69991-07		DUCT ASSEMBLY - Oxygen gauge	1	32R-8129001 and up
-42	473 187		* LOUVER - (136-1M), silver	2	
	473 195		* LOUVER - (136-1HS), black	2	
-43	461 386		* FRAME - (173M), silver	2	
	461 391		* FRAME - (173B), black	2	
-44	406 424		* NUT - (C2733-040-1)	8	
-45	36963-02	A	BRACKET - Gauge mount	1	32R-8029001 thru 32R-8029131
	39789-02		BRACKET - Gauge mount	1	32R-8129001 and up

When ordering, always specify Part Number, Description, and Serial Number of Aircraft

Reissued: May 27, 1999

FOR INSTRUCTIONAL USE ONLY
PIPER AIRCRAFT
PA-32R-301/301T
AIRPLANE PARTS CATALOG

Figure and Index Number	Part Number	Code	Nomenclature	No. Req.	Serial Numbers Affected
80 -46	36963-03		BRACKET- Gauge mount	1	32R-8029001 thru 32R-8029131
-47	36957-04		DOOR ASSEMBLY - Access, oxygen recharge	1	
-48	487 584		* STUD - (2600-2)	2	
	494 060		* LOCKWASHER - (2600-LW)	2	
-49	36957-05		DOUBLER - Access, oxygen recharge	1	
-50	36957-06		DISH ASSEMBLY - Access, oxygen recharge	1	
-51	36956-02		SHELF ASSEMBLY - Oxygen bottle	1	
-52	36951-02		CHANNEL- Outlet	2	
-53	36950-02		CHANNEL - Outlet, overhead panel	1	
-54	654 117		CLAMP - (C31123C-62-750-S1)	2	
-55	62833-131	B	SHIM - Oxygen gauge	1	32R-8129001 and up
-56	39789-06		SHIM - Gauge mount	2	
-57	654 119		CLAMP - (SAE TYF - 116)	1	
-58	452 813		BEZEL - Oxygen outlet (A320)	4	

When ordering, always specify Part Number, Description, and Serial Number of Aircraft

FOR INSTRUCTIONAL USE ONLY
PIPER AIRCRAFT
PA-32R-301/301T
AIRPLANE PARTS CATALOG

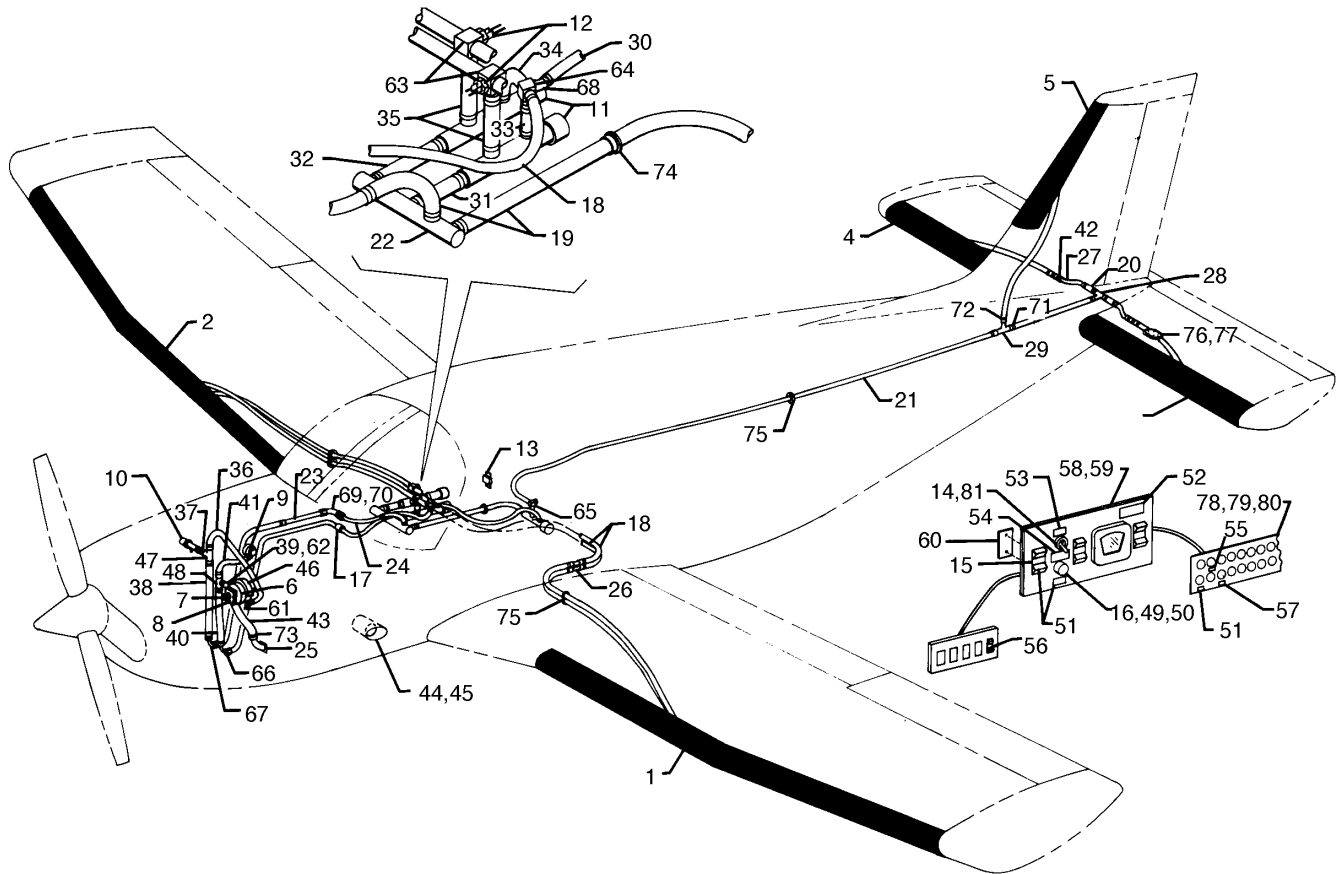


Figure 80A. Pneumatic Deicer Installation
(PA-32R-301T s/n 32R-8129012 and up)

Reissued: May 27, 1999

FOR INSTRUCTIONAL USE ONLY
PIPER AIRCRAFT
PA-32R-301/301T
AIRPLANE PARTS CATALOG

CODE EXPLANATIONS FOR FIGURE 80A

A - See Figure 88A or 88B if heated propeller system is installed.

FOR INSTRUCTIONAL USE ONLY
PIPER AIRCRAFT
PA-32R-301/301T
AIRPLANE PARTS CATALOG

Figure and Index Number	Part Number	Code	Nomenclature	No. Req.	Serial Numbers Affected
80A-	36614		DRAWING - Deice System Installation		
-1	754 645		DEICER - Wing, left (25S-5D5123-01)	1	
-2	754 646		DEICER - Wing, right (25S-5D5123-02)	1	
-3	754 647		DEICER - Horizontal stabilator, left (25S-5D5123-03)	1	
-4	754 648		DEICER - Horizontal stabilator, right (25S-5D5123-04)	1	
-5	754 649		DEICER - Vertical fin (25S-5D5123-05)	1	
-6	26749-10		PUMP - Pressure (442CW-6)	1	
-7	757 865		* COUPLING ASSEMBLY KIT - Vacuum pump drive (No. 352)	1	
-8	751 859		* GASKET - Pump mounting (B3-1-2)	1	
-9	584 231		REGULATOR - Pressure (2H3-36)	1	
-10	756 584		VALVE - Pressure control (3D2371-01)	1	
-11	756 585		VALVE - Deicer flow (3D2370-01)	3	
-12	587 842		SWITCH - Pressure (1D1194-1)	3	
-13	762 039		TIMER - Flow valve control (3D2900-01)	1	
-14	36946-02		SWITCH ASSEMBLY - View light	1	
-15	99377-35		SWITCH - Surface boots	1	
-16	453 602		BUTTON - Plug (SS48152)	1	
-17	67700-387		TUBE ASSEMBLY - Deice	1	
-18	755 240		HOSE - (B118-1) I.D. 3/8 inch	AR	
-19	287 002		HOSE - (B118-2) I.D. 5/8 inch	AR	
-20	761 919		TUBE - (3D1819-6-8) I.D. 3/8 inch	AR	
-21	761 920		TUBE - (3D1819-8-10) I.D. 1/2 inch	AR	
-22	87317-02		MANIFOLD ASSEMBLY - Deice	1	
-23	87317-06		TUBE - Deice	1	
-24	87317-07		TUBE - Deice	1	
-25	98659-02		TUBE ASSEMBLY - Deice	1	
-26	36886-11		TUBE - (3/8" I.D.)	4	
-27	37343-99		TUBE ASSEMBLY - Stabilator deice, left	1	
	37343-100		TUBE ASSEMBLY - Stabilator deice, right	1	
-28	37715-00		TEE	1	
-29	37716-00		TEE	1	
-30	69015-11		HOSE - (19.50" L.)	1	
-31	69015-54		HOSE - (2.25" L.)	1	
-32	69015-55		HOSE - (3.50" L.)	1	
-33	69015-56		HOSE - (2.25" L.)	1	
-34	69015-57		HOSE - (4.00" L.)	1	
-35	69015-65		HOSE - (3.50" L.)	2	
-36	69015-60		HOSE - (29.00" L.)	1	
-37	69015-61		HOSE - (2.12" L.)	1	
-38	69015-62		HOSE - (18.50" L.)	1	
-39	69015-63		HOSE - (6.25" L.)	1	
-40	69015-64		HOSE - (3.50" L.)	1	
-41	36614-11		HOSE - (13.25" L.)	1	
-42	63913-129		HOSE - (.75" L.)	2	
-43	63633-192		HOSE - Deice	1	
-44	39677-02		LIGHT ASSEMBLY - Ice inspection	1	
-45	472 172		* LAMP - (PS10008-1383)	1	
-46	87353-02		SHROUD ASSEMBLY	1	
-47	36886-12		FITTING	1	
-48	36886-15		FITTING	1	
-49	472 901		LIGHT - Surface boots (MS25041-3)	1	
-50	472 054		LAMP - (PS10008-330)	1	
-51	87369-13		PLACARD - Surface boots	3	
-52	69669-153		PLACARD - Windshield panel heat	1	

When ordering, always specify Part Number, Description, and Serial Number of Aircraft

Reissued: May 27, 1999

FOR INSTRUCTIONAL USE ONLY
PIPER AIRCRAFT
PA-32R-301/301T
AIRPLANE PARTS CATALOG

Figure and Index Number	Part Number	Code	Nomenclature	No. Req.	Serial Numbers Affected
80A-53	582 362		PLACARD - On (2D1294-1)	1	
-54	582 363		PLACARD - Off, wing ice light (2D1294-2)	1	
-55	35669-196		PLACARD - Lift detector heat	1	
-56	69669-75		PLACARD - Lift detector	1	
-57	35669-198		PLACARD - Ice light	1	
-58	37704-00		PANEL - Deice system	1	
-59	37704-18	A	COVER - Panel assembly	1	
-60	66713-00	A	PLATE - Switch cover	3	
-61	558 815		FITTING - (1K8-8-10)	1	
-62	451 941		FITTING - (1K10-8-10)	1	
-63	560 983		FITTING - (1K95-3)	2	
-64	560 984		FITTING - (1K95-4)	1	
-65	560 985		FITTING - (1K95-5)	1	
-66	560 934		FITTING - (1K43-6-6)	1	
-67	560 987		FITTING - (1K43-10-10)	1	
-68	458 940		ELBOW - (AN844-4D)	1	
-69	559 005		ELBOW - (MS21908D10) 90°	1	
-70	407 595		WASHER - (AN960-1416L)	1	
	477 704		NUT - (AN924-10D)	1	
	477 754		NUT - (MS21921-10D)	2	
-71	554 888		CLAMP - (SAE TY F-6)	38	
-72	554 861		CLAMP - (SAE TY F-4)	25	
-73	554 865		CLAMP - (SAE TYA-1 9/16)	2	
-74	453 901		BUSHING - (PS10064-1093-15)	1	
-75	453 894		BUSHING - (PS10064-812-10)	5	
-76	37713-00		DOOR - Stabilator deice access	2	
-77	37714-00		DOUBLER ASSEMBLY - Stabilator access door	2	
-78	454 710		CIRCUIT BREAKER - (PS50120-1-11) 25 amp, Mech. Products Inc.	1	
	454 744		CIRCUIT BREAKER - (PS50120-3-37) 25 amp, Wood Electric Corp.	1	
-79	454 719		CIRCUIT BREAKER - (PS50120-1-3) 7.5 amp, Mech. Products Inc.	1	
	454 678		CIRCUIT BREAKER - (PS50120-3-11) 7 amp, Wood Electric Corp.	1	
-80	454 706		CIRCUIT BREAKER - (PS50120-1-2) 5 amp, Mech. Products Inc.	1	
	454 668		CIRCUIT BREAKER - (PS50120-3-8) 5 amp, Wood Electric Corp.	1	
-81	453 898		BUTTON - Plug (SS48151)	1	

When ordering, always specify Part Number, Description, and Serial Number of Aircraft

FOR INSTRUCTIONAL USE ONLY
PIPER AIRCRAFT
PA-32R-301/301T
AIRPLANE PARTS CATALOG

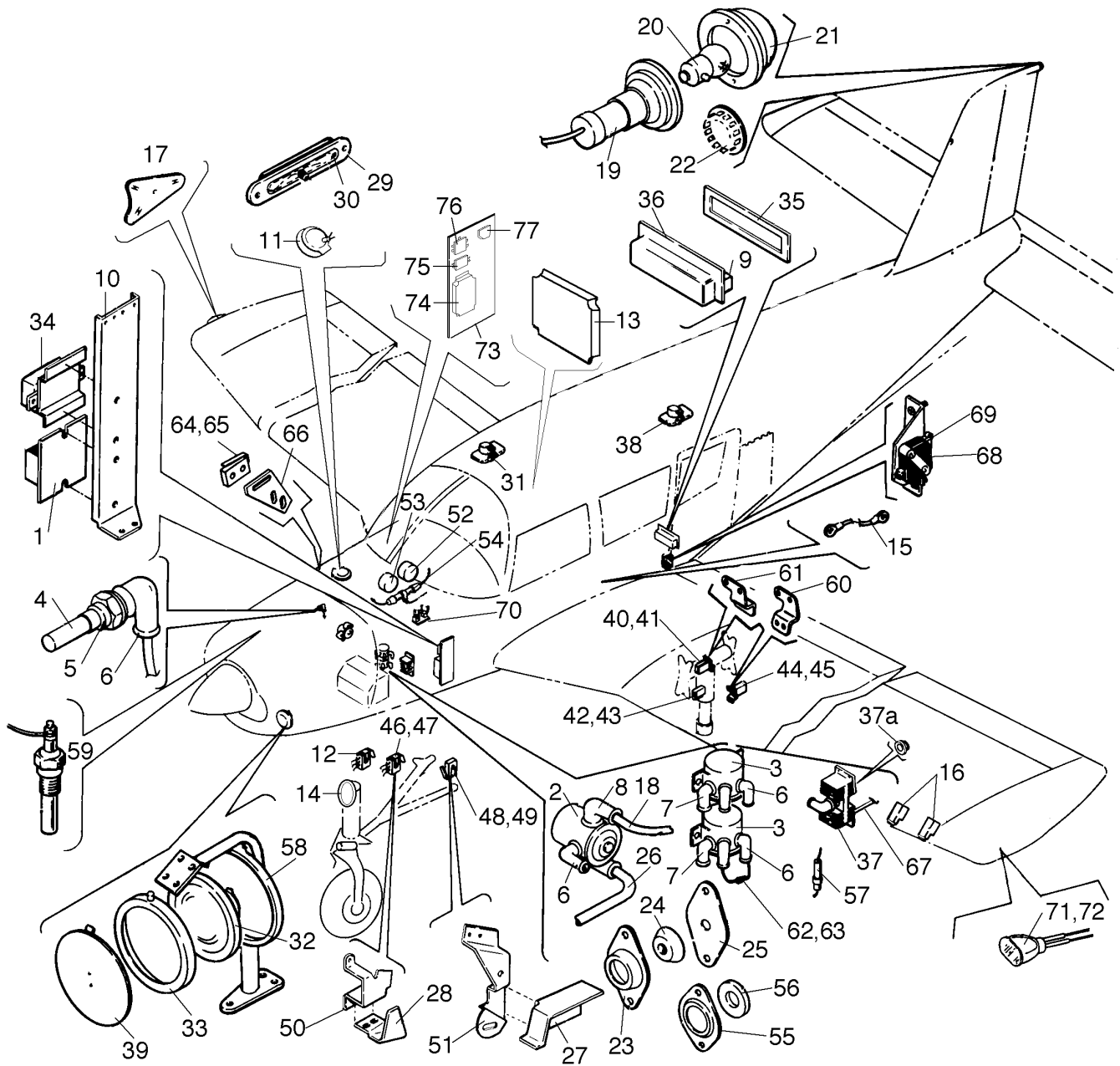


Figure 81. Electrical System Installation

Reissued: May 27, 1999

FOR INSTRUCTIONAL USE ONLY
PIPER AIRCRAFT
PA-32R-301/301T
AIRPLANE PARTS CATALOG

CODE EXPLANATIONS FOR FIGURE 81

- A - Used on PA-32R-301 only.
- B - Used on PA-32R-301T only.
- C - Used if a 60 amp Prestolite alternator is installed.
- D - Used on PA-32R-301 with serial numbers 32R-8013001 to 32R-8013150 inclusive, and PA-32R-301T with serial numbers 32R-8029001, 32R-8029002, 32R-8029004 to 32R-8029131 inclusive.
- E - Used on PA-32R-301 with serial numbers 32R-8113001 and up, and PA-32R-301T with serial numbers 32R-8129001 and up.
- F - Used on PA-32R-301 with serial numbers 32R-8113001 and up, and PA-32R-301T with serial numbers 32R-8029003, 32R-8129001 and up.
- G - Used if pneumatic deicer system is installed.
- H - Used on PA-32R-301 with serial numbers 32R-8013001 to 32R-8113094 inclusive, and PA-32R-301T with serial numbers 32R-8029001 to 32R-8129090 inclusive.
- J - Used on PA-32R-301 with serial numbers 32R-8113095 and up, and PA-32R-301T with serial numbers 32R-8129091 and up.
- K - Used on PA-32R-301 with serial numbers 32R-8013001 to 32R-8113133 inclusive, and PA-32R-301T with serial numbers 32R-8029001 to 32R-8129124 inclusive. Also used on PA-32R-301 with serial numbers 32R-8213001 and up, and PA-32R-301T with serial numbers 32R-8229001 and up if aircraft complies with United Kingdom requirements.
- L - Used if a 90 amp Ford alternator is installed.
- M - Used on PA-32R-301 with serial numbers 32R-8313001 and up, and PA-32R-301T with serial numbers 32R-8229001 and up.
- N - Used on PA-32R-301 with serial numbers 32R-8013001 to 32R-8413007 inclusive, and PA-32R-301T with serial numbers 32R-8029001 to 32R-8429004 inclusive.
- O - Used on PA-32R-301 with serial numbers 32R-8413008 and up, and PA-32R-301T with serial numbers 32R-8429005 and up.
- P - Used on PA-32R-301 with serial numbers 32R-8513001 and up, and PA-32R-301T with serial numbers 32R-8529001 and up if recognition lights are installed.
- U - Both gauge and sender must be replaced on first Rochester gauge or Rochester sender replacement.
- V - DISTRIBUTORS: For more information on replacing engine gauges and senders, see Piper Aircraft Service Spares Letter 406.
- W - Used on PA-32R-301 with serial numbers 3213029 and 3213042 and up.

FOR INSTRUCTIONAL USE ONLY
PIPER AIRCRAFT
PA-32R-301/301T
AIRPLANE PARTS CATALOG

Figure and Index Number	Part Number	Code	Nomenclature	No. Req.	Serial Numbers Affected
81-	38594	A	DRAWING - Electrical System Installation		
	38536	B	DRAWING - Electrical System Installation		
	85295	W	DRAWING - Electrical System Installation		
-1	68804-03	N	REGULATOR ASSEMBLY - Voltage	1	
	68804-04	O	CONTROL ASSEMBLY - Voltage	1	
-2	99130-02		SOLENOID - Starter (487 169)	1	
-3	484 373		RELAY - Landing gear power (PS50053-5-2)	2	
-4	553 672	U,V	SENDING UNIT - Engine, oil temperature gauge	1	
-5	462 012		GASKET - (AH1522) Engine unit	1	
-6	23969-02		NIPPLE - Sending unit and solenoids	8	
-7	23969-03		NIPPLE - Alternator and relays	5	
-8	23969-05		NIPPLE - Solenoid	2	
-9	488 545		BOARD ASSEMBLY - Terminal (MS25123-1-12)	1	
-10	69874-03		BRACKET ASSEMBLY - Mounting	1	
-11	87499-02		LIGHT ASSEMBLY - Forward baggage compartment (without switch)	1	
	87499-03		LIGHT ASSEMBLY - Forward baggage compartment (with switch)	1	
	472 034		* LAMP	1	
-12	36742-20	W	SWITCH ASSEMBLY - Nose gear light	1	
	85364-02	W	BRACKET ASSEMBLY - Landing light switch	1	
-13	85296-02	W	BOX ASSEMBLY - Annunciator panel dimming	1	
	686 815	W	* RELAY - (KHS-17D31-12)	4	
	686 816	W	* RELAY - (2K-1B-112)	1	
	456 758	W	* DIODE - (IN4005)	5	
	484 494	W	* RESISTOR - 6.5 Watt, 50 Ohm	1	
	694 002	W	* RESISTOR - 3.25 Watt, 75 Ohm	12	
-14	472 661	W	LAMP - Nose gear landing light (PS10008-4509)	1	
	85363-03	W	BRACKET - Nose gear landing light	1	
	35777-08	W	SUPPORT - Nose gear landing light	1	
	35777-07	W	BEZEL - Nose gear landing light	1	
	63186-09	W	SEAL - Nose gear landing light	1	
-15	69050-04		WIRE ASSEMBLY - Ground plate	1	
-16	548 262		DETECTOR - Lift (148-7) (unheated)	2	
	548 535	B,G	DETECTOR - Lift (187-1) (heated)	2	32R-8129012 and up
-17	406 393		NUT - Special, light attachment (A18828-6Z3)	2	
-18	69325-123		WIRE ASSEMBLY - Battery to starter solenoid	1	
-19	472 736	K	LIGHT - White (A2064-1073)	1	
-20	753 431	K	* BULB - (1073)	1	
-21	751 203	K	* LENS - White	1	
-22	453 639		BUTTON - Plug (HS-50726)	1	
-23	66789-00	A	PLATE - Grommet, firewall seal	4	
	66789-00	B	PLATE - Grommet, firewall seal	2	
-24	68770-03	A	GROMMET- Firewall	2	
	68770-04		GROMMET- Firewall	2	
-25	68771-04		GASKET- Firewall	1	
-26	69325-124		WIRE ASSEMBLY - Starter solenoid to starter	1	
-27	38252-02		BRACKET - Nose landing switch shield	1	
-28	38252-03	D	BRACKET - Nose landing switch shield	1	
-29	37939-02		COVER AND SWITCH ASSEMBLY - Baggage light	1	
-30	37873-03		* SWITCH - Baggage light, magnetic	1	
-31	37871-05		LIGHT ASSEMBLY - Courtesy, forward (Whelen)	1	
-32	472 661		LAMP - Landing light (PS10008-4509)	1	
-33	65372-00		RETAINER ASSEMBLY - Landing light	1	
-34	450 397	N	RELAY- Overvoltage (PS50034-1)	1	
	484 209	W	RELAY - Landing light (PS50053-2-2)	1	
-35	67404-02		COVER - Terminal strip, bottom	1	

When ordering, always specify Part Number, Description, and Serial Number of Aircraft

Reissued: May 27, 1999

FOR INSTRUCTIONAL USE ONLY
PIPER AIRCRAFT
PA-32R-301/301T
AIRPLANE PARTS CATALOG

Figure and Index Number	Part Number	Code	Nomenclature	No. Req.	Serial Numbers Affected
81 -36	67404-03		COVER - Terminal strip, top	1	
-37	79412-03	C,H	DIODE AND COOLER ASSEMBLY	1	
	79412-10	C,J	DIODE AND COOLER ASSEMBLY	1	
	39662-09	L	DIODE AND COOLER ASSEMBLY	1	
	584 349		* RECTIFIER	2	
-37a	467 067		* INSULATOR - Cooler (103)	4	
-38	37871-04		LIGHT ASSEMBLY - Courtesy, aft (Whelen)	1	
-39	12761-02	A	COVER ASSEMBLY - Landing light opening	1	
-40	67411-02	D	SWITCH ASSEMBLY - Down limit, main gear, left	1	
	67411-04	D	SWITCH ASSEMBLY - Down limit, main gear, right	1	
	36742-06	B	SWITCH ASSEMBLY - Down limit, main gear, left	1	32R-8029003
	36742-07	B	SWITCH ASSEMBLY - Down limit, main gear, right	1	32R-8029003
	36742-14	E	SWITCH ASSEMBLY - Down limit, main gear, left and right	1	
-41	451 823	D	* ACTUATOR - (JE-73)	1	
-42	67411-08	D	SWITCH ASSEMBLY - Squat, main gear, left	1	
	36742-02	B	SWITCH ASSEMBLY - Squat, main gear, left	1	32R-8029003
	36742-13	E	SWITCH ASSEMBLY - Squat, main gear, left	1	
-43	451 823	D	* ACTUATOR - (JE-73)	1	
-44	67411-05	D	SWITCH ASSEMBLY - Up limit, main gear, left	1	
	67411-07	D	SWITCH ASSEMBLY - Up limit, main gear, right	1	
	36742-04	B	SWITCH ASSEMBLY - Up limit, main gear, left	1	32R-8029003
	36742-05	B	SWITCH ASSEMBLY - Up limit, main gear, right	1	32R-8029003
	36742-15	E	SWITCH ASSEMBLY - Up limit, main gear, left and right	2	
-45	451 823	D	* ACTUATOR - (JE-73)	1	
-46	67411-21	D	SWITCH ASSEMBLY - Down limit, nose gear	1	
	36742-12	B	SWITCH ASSEMBLY - Down limit, nose gear	1	32R-8029003
	36742-15	E	SWITCH ASSEMBLY - Down limit, nose gear	1	
-47	451 823	D	* ACTUATOR - (JE-73)	1	
-48	67411-06	D	SWITCH ASSEMBLY - Up limit, nose gear	1	
	36742-09	B	SWITCH ASSEMBLY - Up limit, nose gear	1	32R-8029003
	36742-15	E	SWITCH ASSEMBLY - Up limit, nose gear	1	
-49	451 823	D	* ACTUATOR - (JE-73)	1	
-50	38251-02	D	CLIP - Limit switch, down	1	
	36773-02	F	BRACKET- Limit switch, down	1	
-51	38251-03	D	CLIP - Limit switch, up	1	
	36772-02	F	BRACKET- Limit switch, up	1	
-52	35214-00		HORN - Stall warning	1	
-53	565 288		HORN - Gear warning (02054-3)	1	
-54	38149-00	H	FLASHER ASSEMBLY - Gear warning	1	
	38149-04	J	FLASHER ASSEMBLY - Gear warning	1	
-55	18321-00		PLATE - Firewall seal	2	
-56	63915-23		GROMMET- Firewall seal	2	
-57	461 629		FUSE - 5 Ampere (311005)	4	
-58	98663-09	B	BRACKET ASSEMBLY - Light	1	
-59	553 673	B,U,V	SENDING UNIT - Cylinder head temperature	1	
-60	36682-05	B	BRACKET - Main gear up limit switch, left	1	32R-8029003
	36682-04	B	BRACKET - Main gear up limit switch, right	1	32R-8029003
-61	36748-02	B	BRACKET - Main gear down limit switch, left	1	32R-8029003
	36748-03	B	BRACKET - Main gear down limit switch, right	1	32R-8029003
-62	67487-03		WIRE ASSEMBLY - Diode	2	
-63	456 703		* DIODE - (IN2071A)	1	
-64	487 922	M	SWITCH - Baggage door annunciator light (1SE1)	1	
-65	451 823	M	ACTUATOR - Baggage door annunciator light (JE73)	1	
-66	87503-02	M	PLATE - Switch mounting	1	
-67	87373-07		WIRE ASSEMBLY - Alternator to ammeter (81.0" L.)	1	
-68	487 925		SWITCH - Stall warning horn (V3-1)	1	
-69	451 841		ACTUATOR - Stall warning switch (JV-5)	1	

When ordering, always specify Part Number, Description, and Serial Number of Aircraft

FOR INSTRUCTIONAL USE ONLY
PIPER AIRCRAFT
PA-32R-301/301T
AIRPLANE PARTS CATALOG

Figure and Index Number	Part Number	Code	Nomenclature	No. Req.	Serial Numbers Affected
81 -70	486 698		SHUNT - (0158S00030)	1	
-71	87742-02	P	LIGHT ASSEMBLY - Recognition	2	
-72	761 279	P	* LAMP- Recognition light	1	
-73	85324-02	W	PLATE ASSEMBLY - Relay mounting	1	
-74	85299-02	W	CONTROL ASSEMBLY - Ammeter, dimmer,	1	
	686 816	W	* RELAY	1	
-75	584 291	W	RELAY - Ground clearance	1	
-76	556 753	W	COUPLER - Antenna	1	
-77	584 279	W	RELAY - Radio master	1	

When ordering, always specify Part Number, Description, and Serial Number of Aircraft

FOR INSTRUCTIONAL USE ONLY
PIPER AIRCRAFT
PA-32R-301/301T
AIRPLANE PARTS CATALOG

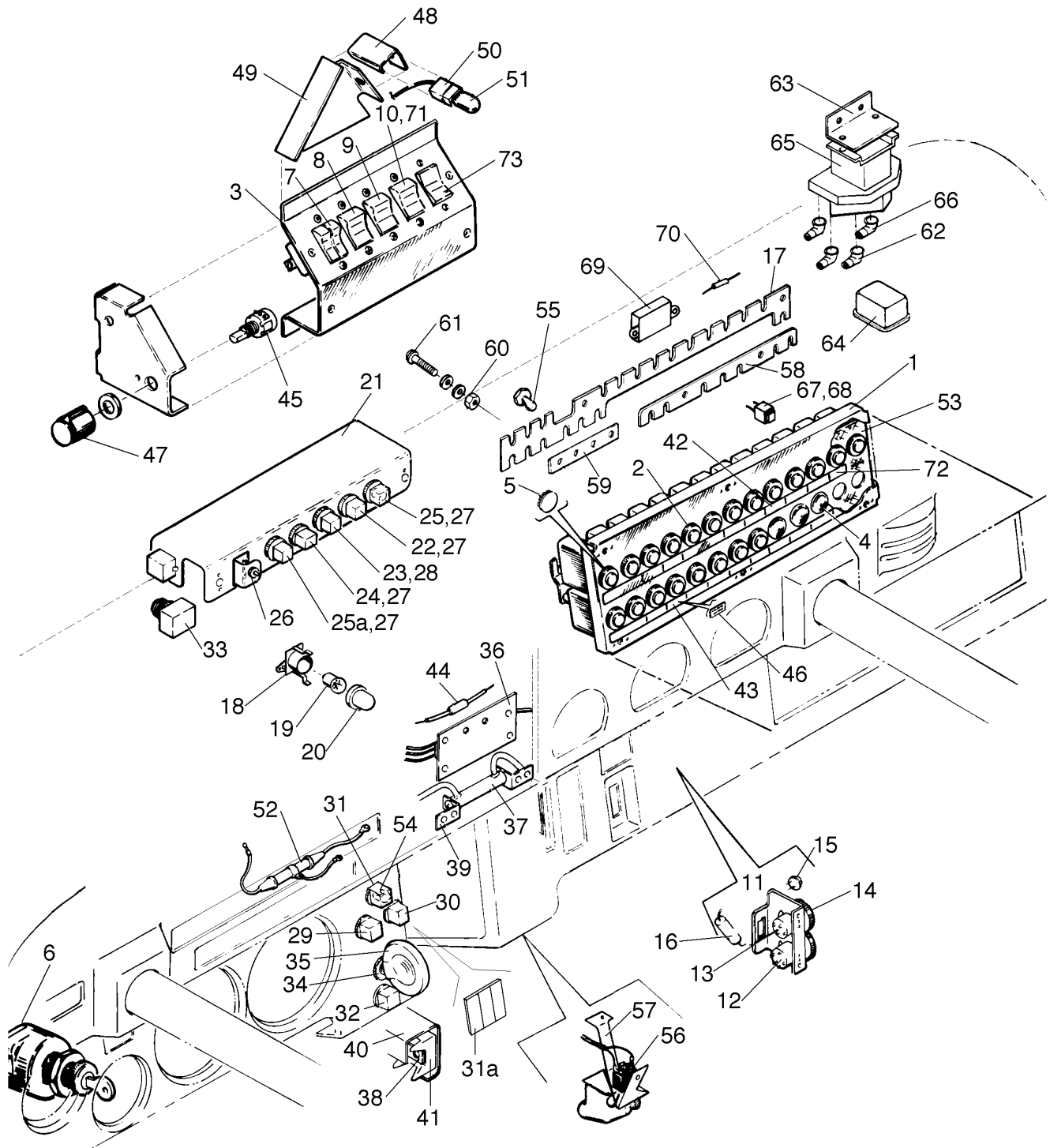


Figure 82. Instrument Panel Electrical Installation

FOR INSTRUCTIONAL USE ONLY
PIPER AIRCRAFT
PA-32R-301/301T
AIRPLANE PARTS CATALOG

CODE EXPLANATIONS FOR FIGURE 82

- A - If matching ignition switch and door locks are desired, order Kit 87329-04.
- B - Used on PA-32R-301 only.
- C - Used on PA-32R-301T only.
- D - Used on PA-32R-301T if two or three blade heated propeller system is installed.
- E - Used on PA-32R-301 with serial numbers 32R-8013001 to 32R-8213071 inclusive, and PA-32R-301T with serial numbers 32R-8029001 to 32R-8229078 inclusive.
- F - Used on PA-32R-301 with serial numbers 32R-8313001 and up, and PA-32R-301T with serial numbers 32R-8329001 and up.
- G - Used if fin strobe is installed.
- H - Used on PA-32R-301 with serial numbers 32R-8013001 to 32R-8113080 inclusive, and PA-32R-301T with serial numbers 32R-8029001 to 32R-8129079 inclusive.
- J - Used on PA-32R-301 with serial numbers 32R-8113081 and up, and PA-32R-301T with serial numbers 32R-8129080 and up.
- K - Used on PA-32R-301 with serial numbers 32R-8013001 to 32R-8113094 inclusive, and PA-32R-301T with serial numbers 32R-8029001 to 32R-8129090 inclusive.
- L - Used on PA-32R-301 with serial numbers 32R-8113095 and up, and PA-32R-301T with serial numbers 32R-8129091 and up.
- M - Used if a 90 amp Ford alternator is installed.
- N - Used on PA-32R-301 with serial numbers 32R-8513001 and up, and PA-32R-301T with serial numbers 32R-8529001 and up if recognition lights are installed.
- P - Used on PA-32R-301 with serial numbers 32R-8513001 and up, and PA-32R-301T with serial numbers 32R-8529001 and up.
- R - See Figure 82C for circuit breaker panel assembly on PA-32R-301 with serial numbers 3213029 and 3213042 and up.
- S - See Figure 82B for annunciator panel assembly on PA-32R-301 with serial numbers 3213029 and 3213042 and up.
- T - See Figure 82A for main switch panel assembly on PA-32R-301 with serial numbers 3213029 and 3213042 and up.
- U - Used on PA-32R-301 with serial numbers 3213029 and 3213042 and up.

FOR INSTRUCTIONAL USE ONLY
PIPER AIRCRAFT
PA-32R-301/301T
AIRPLANE PARTS CATALOG

Figure and Index Number	Part Number	Code	Nomenclature	No. Req.	Serial Numbers Affected
82-	38594	B	DRAWING - Electrical Installation		
	38536	C	DRAWING - Electrical Installation		
	85295	U	DRAWING - Electrical Installation		
	36926	E	DRAWING - Radio Master Switch Installation		
	39870	F	DRAWING - Radio Master Switch Installation		
	87458	F	DRAWING - Ground Clearance Switch Installation		
-1	99696-03	R	PANEL ASSEMBLY - Circuit breaker	1	
	87538-04	P,R	PANEL ASSEMBLY - Circuit breaker	1	
-2	454 668		CIRCUIT BREAKER - (PS50120-3-8) 5 amp, Wood Electric Corp	AR	
	454 669		CIRCUIT BREAKER - (PS50120-3-13) 10 amp, Wood Electric Corp.	AR	
	454 670		CIRCUIT BREAKER - (PS50120-3-15) 15 amp, Wood Electric Corp.	AR	
	454 708		CIRCUIT BREAKER - (PS50120-1-7) 15 amp, Mech Products Inc.	AR	
	454 709		CIRCUIT BREAKER - (PS50120-1-9) 20 amp. Mech Products Inc.	AR	
	454 744		CIRCUIT BREAKER - (PS50120-3-37) 25 amp, Wood Electric Corp	AR	
-3	69346-00	T	PLATE ASSEMBLY - Switch	1	
-4	453 602		BUTTON - Plug (SS48152)	18	
-5	453 766		BUTTON - Plug (SS48154)	1	
-6	688 178	A	SWITCH - Ignition (10-357200-1)	1	
-7	99377-05	H,T	SWITCH - Main	1	
	99377-56	J,T	SWITCH - Main	1	
-8	99377-02	T	SWITCH - Fuel pump	1	
-9	99377-06	T	SWITCH - Anti-collision	1	
	99377-07	G,T	SWITCH - Strobe lights	1	
-10	99377-03	T	SWITCH - Landing light	1	
-11	37399-02		CONTROL ASSEMBLY - Dimmer	1	
	39576-02	U	CONTROL ASSEMBLY - Dimmer	1	
-12	67436-04		* SWITCH - Potentiometer	1	
-13	67436-06		* SWITCH - Potentiometer	1	
-14	67437-00		* KNOB - Potentiometer	2	
	571 162	U	* KNOB - Potentiometer	2	
-15	489 400		* TRANSISTOR	2	
-16	584 149		* RESISTOR	2	
-17	67412-05		STRIP - Circuit breaker	1	
	67412-07	D	STRIP - Circuit breaker	1	
	67412-11	P	STRIP - Circuit breaker	1	
-18	565 516	S	HOLDER ASSEMBLY - Instrument light (PS10082-1-1)	14	
-19	472 056	S	LAMP - (53) Clear	14	
-20	460 602	S	FILTER - Lunar white (1813-26)	14	
-21	79333-00	B,S	PANEL ASSEMBLY - Annunciator	1	32R-8013001 thru 32R-8213071
	79333-05	B,S	PANEL ASSEMBLY - Annunciator	1	32R-8313001 and up
	79333-03	C,S	PANEL ASSEMBLY - Annunciator	1	32R-8029001 thru 32R-8229078
	79333-06	C,S	PANEL ASSEMBLY - Annunciator	1	32R-8329001 and up
-22	67422-12	S	* LIGHT - Indicator (OIL)	1	
-23	67422-14	S	* LIGHT - Indicator (ALT)	1	
-24	67422-13	S	* LIGHT - Indicator (VAC)	1	
-25	67422-21	C,S	* LIGHT - Indicator (OVER BST)	1	
-25a	67422-26	F,S	* LIGHT - Indicator (BAGGAGE DOOR)	1	
-26	487 904	S	* SWITCH - (39-1)	1	
-27	472 054	S	* BULB - (PS10008-330)	AR	
-28	453 695	S	* BULB - (PS10008-328)	1	

When ordering, always specify Part Number, Description, and Serial Number of Aircraft

FOR INSTRUCTIONAL USE ONLY
PIPER AIRCRAFT
PA-32R-301/301T
AIRPLANE PARTS CATALOG

Figure and Index Number	Part Number	Code	Nomenclature	No. Req.	Serial Numbers Affected
82 -29	67422-05		LIGHT - Indicator (left gear)	1	
-30	67422-06		LIGHT - Indicator (right gear)	1	
-31	67422-07		LIGHT - Indicator (nose gear)	1	
-31a	85315-02	U	LIGHT ASSEMBLY - Landing gear	1	
	456 703		* DIODE	6	
	472 054		* LAMP	6	
-32	67422-10		LIGHT - Indicator (auto extender off)	1	
-33	67422-11	S	LIGHT - Indicator (warning gear unsafe)	1	
-34	487 936		SWITCH - Landing gear	1	
-35	67439-02		KNOB - Landing gear switch	1	
-36	38255-02		BLOCK ASSEMBLY	1	
	415 536		* SCREW - (MS35206-246)	AR	
-37	63866-03		RESISTOR ASSEMBLY - Gear indicator lights	1	
-38	35207-00		BAR - Bus, terminal strip	1	
-39	63222-00		CLIP - Resistor assembly	2	
-40	79205-00		COVER - Terminal strip	1	
-41	588 432	B	STRIP - Terminal (MS25123-1-4B)	1	
	588 464	C	STRIP - Terminal (MS27212-1-4)	1	
-42	35669-60		PLACARD - Circuit breaker panel	1	
-43	35669-61		PLACARD - Circuit breaker panel	1	
-44	67487-02		WIRE ASSEMBLY - Diode	1	
-45	95228-03		DIMMER ASSEMBLY - Switch panel	1	
-46	35669-110		PLACARD - Compass system	1	
-47	571 162		KNOB - Dimmer (RB-67-1-SB-M)	1	
-48	37999-02	T	SHIELD - Lamp switch	1	
-49	37998-02	T	SHIELD - Light assembly	1	
-50	69960-02	T	SOCKET ASSEMBLY - Panel light	1	
-51	472 081	T	LAMP - (PS10008-658)	1	
-52	38149-05	K	FLASHER ASSEMBLY - Gear warning	1	
	38149-07	L	FLASHER ASSEMBLY - Gear warning	1	
-53	67409-04		SPACER - Circuit breaker	1	
	67409-03	D	SPACER - Circuit breaker	1	
-54	472 054		BULB - (PS10008-330)	5	
-55	587 923		SWITCH - Radio master (PS10095-1)	1	
-56	587 903		SWITCH - Emergency bus (MS35058-22)	1	
-57	36933-02		BRACKET - Emergency bus switch	1	
-58	67412-06		STRIP - Circuit breaker	1	
	67412-10	P	STRIP - Circuit breaker	1	
-59	35208-05		LINK - Circuit breaker	1	
-60	67412-08	M	CONDUCTOR	2	
-61	415 319	M	SCREW - (MS27039-1-09)	1	
	407 584	M	WASHER - (AN960-10L)	1	
	407 104	M	WASHER - (AN935-10)	1	
	404 224	M	NUT - (AN315-3R)	1	
-62	23969-03	F	NIPPLE - Electrical	2	
-63	39869-02	F	BRACKET- Relay	1	
-64	484 209	E	RELAY - (PS50053-2-2)	1	
-65	584 279	F	RELAY - (6041H298)	1	
-66	23969-02	F	NIPPLE- Electrical	2	
-67	688 139	F	SWITCH - Ground clearance (AML21CBA2AB)	1	
-68	472 151	F	LAMP - Ground clearance (PS10008-37)	1	
-69	584 291	F	RELAY - Ground clearance switch (20607-81)	1	
-70	456 703	F	DIODE - Ground clearance switch (IN2071A)	1	
-71	99377-66	N,T	SWITCH - Recognition and landing lights	1	
-72	87369-53	N	PLACARD - Landing and recognition lights	1	
-73	99377-04	T	SWITCH -Pitot heat	1	

When ordering, always specify Part Number, Description, and Serial Number of Aircraft

Reissued: May 27, 1999

FOR INSTRUCTIONAL USE ONLY
PIPER AIRCRAFT
PA-32R-301/301T
AIRPLANE PARTS CATALOG

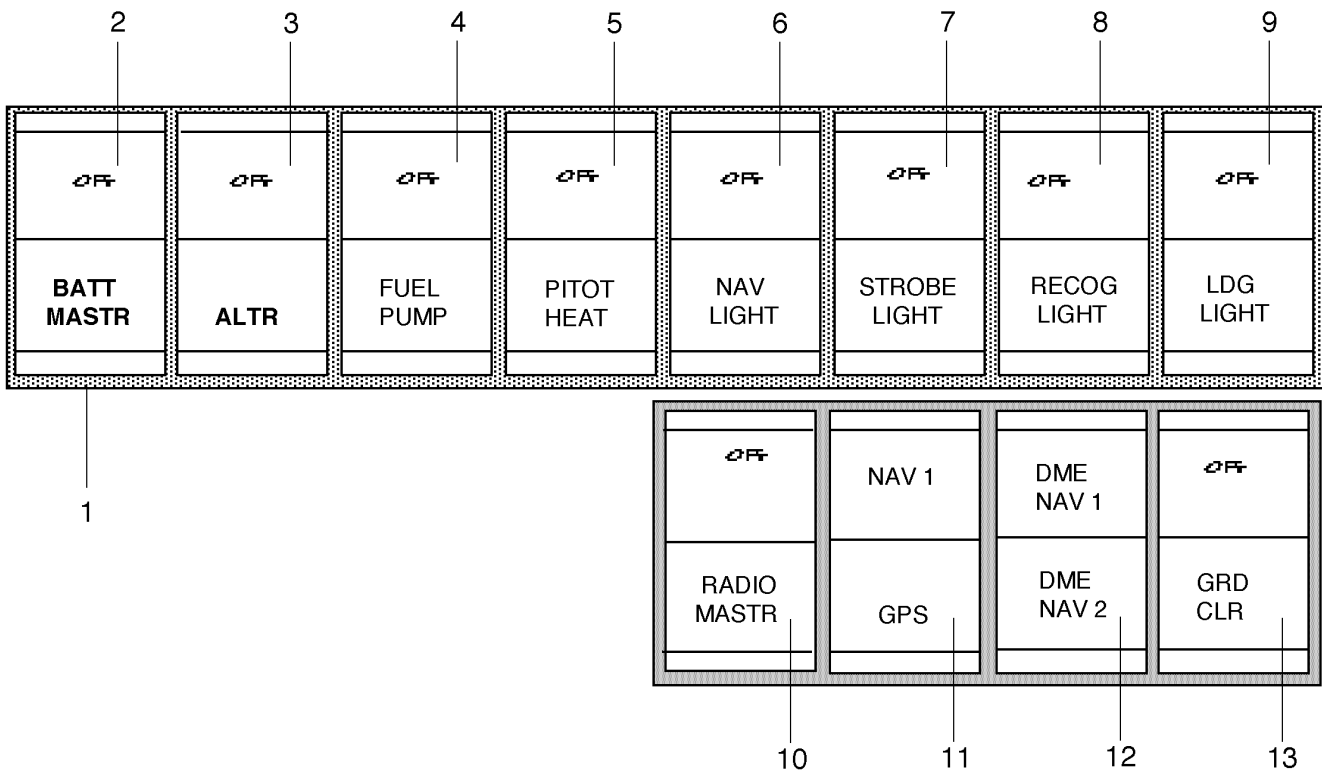


Figure 82A. Main Switch Panel Assembly
(PA-32R-301 s/n 3213029 and 3213042 and up)

FOR INSTRUCTIONAL USE ONLY
PIPER AIRCRAFT
PA-32R-301/301T
AIRPLANE PARTS CATALOG

CODE EXPLANATIONS FOR FIGURE 82A

FOR INSTRUCTIONAL USE ONLY
PIPER AIRCRAFT
PA-32R-301/301T
AIRPLANE PARTS CATALOG

Figure and Index Number	Part Number	Code	Nomenclature	No. Req.	Serial Numbers Affected
82A-	85295		DRAWING - Electrical Installation		
-1	688 296		SWITCH - (8941K699)	12	
	472 151		LAMP - (PS10008-37)	24	
	561 027		FILTER - (1813/31LW-1)	24	
-2	84622-84		CAP - Switch	1	
-3	84622-85		CAP - Switch	1	
-4	84622-68		CAP - Switch	1	
-5	84622-25		CAP - Switch	1	
-6	84622-13		CAP - Switch	1	
-7	84622-12		CAP - Switch	1	
-8	84622-52		CAP - Switch	1	
-9	84622-10		CAP - Switch	1	
-10	84622-17		CAP - Switch	1	
-11	84622-83		CAP - Switch	1	
-12	84622-39		CAP - Switch	1	
-13	84622-20		CAP - Switch	1	

When ordering, always specify Part Number, Description, and Serial Number of Aircraft

FOR INSTRUCTIONAL USE ONLY
PIPER AIRCRAFT
PA-32R-301/301T
AIRPLANE PARTS CATALOG

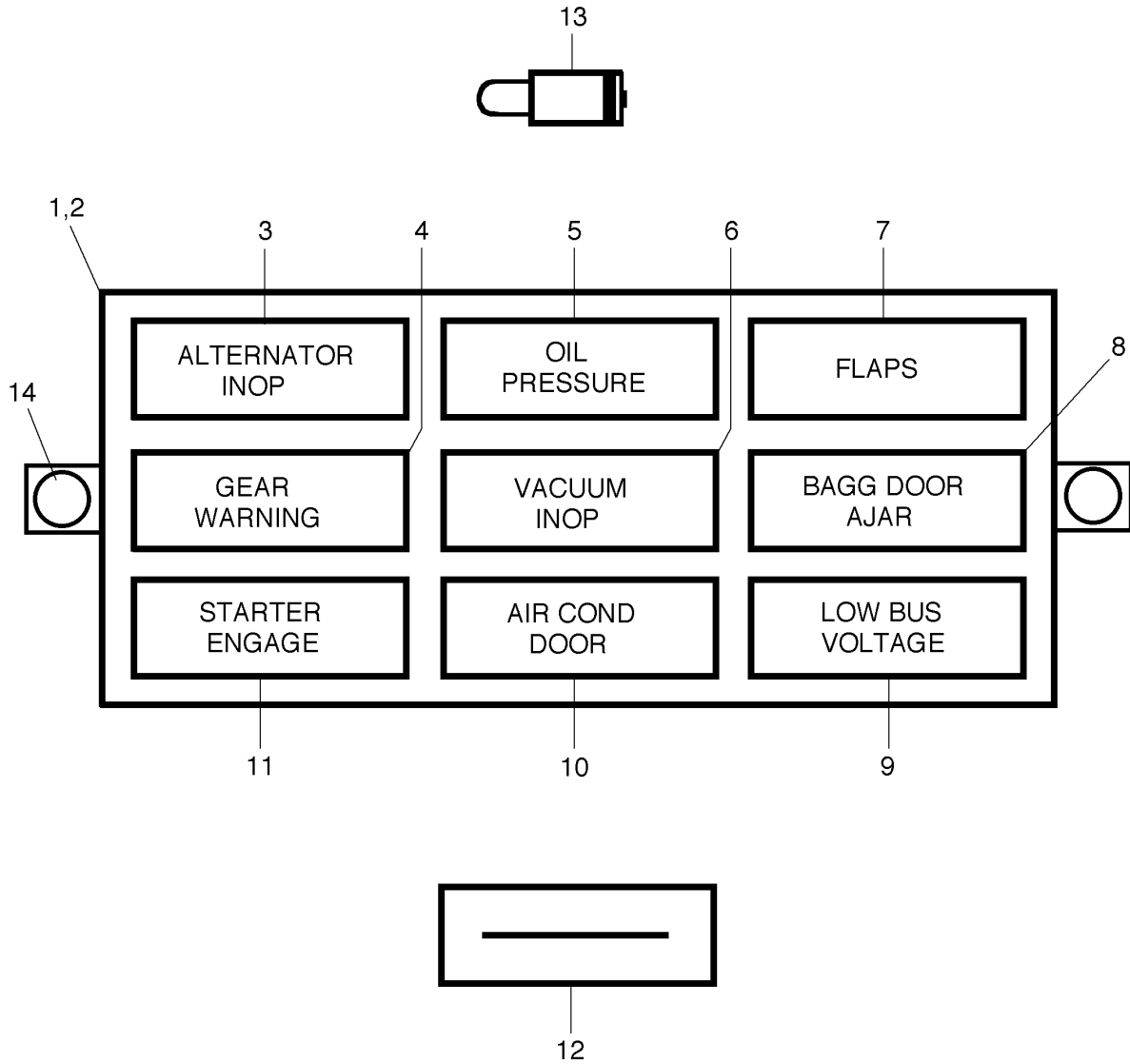


Figure 82B. Annunciator Panel Assembly
(PA-32R-301 s/n 3213029 and 3213042 and up)

Reissued: May 27, 1999

FOR INSTRUCTIONAL USE ONLY
PIPER AIRCRAFT
PA-32R-301/301T
AIRPLANE PARTS CATALOG

CODE EXPLANATIONS FOR FIGURE 82B

FOR INSTRUCTIONAL USE ONLY
PIPER AIRCRAFT
PA-32R-301/301T
AIRPLANE PARTS CATALOG

Figure and Index Number	Part Number	Code	Nomenclature	No. Req.	Serial Numbers Affected
82B-	85295 85316		DRAWING - Electrical Installation DRAWING - Annunciator Panel Assembly - Complete		
-1	85316-02 456 703		ANNUNCIATOR PANEL ASSEMBLY - Complete * DIODE - (IN2071A)	1 AR	
-2	85288-02		* LIGHT ASSEMBLY - Indicator	1	
-3	85288-15		** CAP - Alternator Inop (red)	1	
-4	85288-11		** CAP - Gear Warning (red)	1	
-5	85288-13		** CAP - Oil Pressure (amber)	1	
-6	85288-14		** CAP - Vacuum Inop (amber)	1	
-7	85288-12		** CAP - Flaps (amber)	1	
-8	85288-16		** CAP - Bag Door Ajar (amber)	1	
-9	85288-19		** CAP - Low Bus Voltage (red)	1	
-10	85288-17		** CAP - Air Cond Door (amber)	1	
-11	85288-18		** CAP - Starter Engage (red)	1	
-12	85288-20		** CAP - Blank (green)	AR	
-13	472 054		** LAMP - (PS10008-330)	18	
-14	514 758		SCREW - (MS24693C6B)	2	

When ordering, always specify Part Number, Description, and Serial Number of Aircraft

FOR INSTRUCTIONAL USE ONLY
PIPER AIRCRAFT
PA-32R-301/301T
AIRPLANE PARTS CATALOG

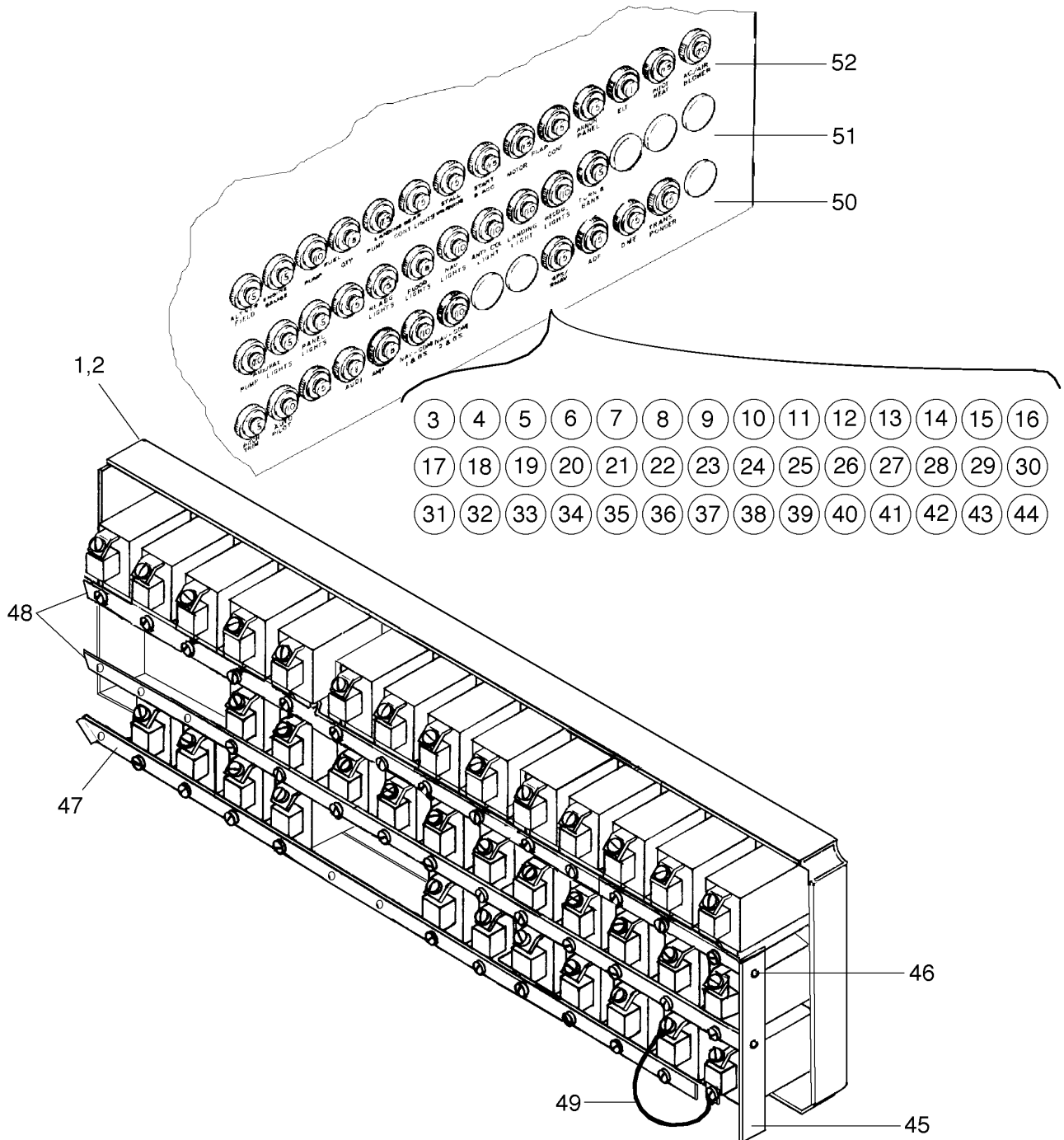


Figure 82C. Circuit Breaker Panel Assembly
(PA-32R-301 s/n 3213029 and 3213042 and up)

Reissued: May 27, 1999

FOR INSTRUCTIONAL USE ONLY
PIPER AIRCRAFT
PA-32R-301/301T
AIRPLANE PARTS CATALOG

CODE EXPLANATIONS FOR FIGURE 82C

FOR INSTRUCTIONAL USE ONLY
PIPER AIRCRAFT
PA-32R-301/301T
AIRPLANE PARTS CATALOG

Figure and Index Number	Part Number	Code	Nomenclature	No. Req.	Serial Numbers Affected
82C-	85295		DRAWING - Electrical Installation		
	85308		DRAWING - Circuit Breaker Panel Assembly - Complete		
-1	85308-02		PANEL ASSEMBLY - Circuit breaker, complete	1	
-2	85307-02		* PANEL ASSEMBLY - Circuit breaker	1	
-3	454 738		* CIRCUIT BREAKER - 5A (ALTNTR FIELD)	1	
-4	454 738		* CIRCUIT BREAKER - 5A (ENGINE GAUGE)	1	
-5	454 732		* CIRCUIT BREAKER - 10A (FUEL PUMP)	1	
-6	454 736		* CIRCUIT BREAKER - 3A (FUEL QTY)	1	
-7	652 409		* CIRCUIT BREAKER - 25A (LAND GEAR PUMP)	1	
-8	454 738		* CIRCUIT BREAKER - 5A (LAND GEAR CONT)	1	
-9	454 738		* CIRCUIT BREAKER - 5A (STALL WARN)	1	
-10	454 734		* CIRCUIT BREAKER - 15A (START & ACC)	1	
-11	454 734		* CIRCUIT BREAKER - 15A (FLAP MOTOR)	1	
-12	454 738		* CIRCUIT BREAKER - 5A (FLAP CONT)	1	
-13	454 738		* CIRCUIT BREAKER - 5A (ANNUN PANEL)	1	
-14	454 755		* CIRCUIT BREAKER - 1A (ELT)	1	
-15	454 734		* CIRCUIT BREAKER - 15A (PITOT HEAT)	1	
-16	454 797		* CIRCUIT BREAKER - 20A (AC / AIR BLOWER)	1	
-17	454 797		* CIRCUIT BREAKER - 20A (AUX VAC PUMP)	1	
-18	454 738		* CIRCUIT BREAKER - 5A (AUX VAC LIGHTS)	1	
-19	454 738		* CIRCUIT BREAKER - 5A (PANEL LIGHTS)	1	
-20	454 738		* CIRCUIT BREAKER - 5A (SWITCH LIGHTS)	1	
-21	454 738		* CIRCUIT BREAKER - 5A (READG LIGHTS)	1	
-22	454 736		* CIRCUIT BREAKER - 3A (FLOOD LTS)	1	
-23	454 732		* CIRCUIT BREAKER - 10A (NAV LTS)	1	
-24	454 732		* CIRCUIT BREAKER - 10A (ANTI COLL LTS)	1	
-25	454 732		* CIRCUIT BREAKER - 10A (LANDING LIGHT)	1	
-26	454 732		* CIRCUIT BREAKER - 10A (RECOG LTS)	1	
-27	454 738		* CIRCUIT BREAKER - 5A (TURN & BANK)	1	
-28	581 657		* PLUG BUTTON	1	
-29	581 657		* PLUG BUTTON	1	
-30	581 657		* PLUG BUTTON	1	
-31	454 738		* CIRCUIT BREAKER - 5A (PITCH TRIM)	1	
-32	454 732		* CIRCUIT BREAKER - 10A (AUTO PILOT)	1	
-33	454 738		* CIRCUIT BREAKER - 5A (COMPASS)	1	
-34	454 755		* CIRCUIT BREAKER - 1A (PHONE)	1	
-35	454 736		* CIRCUIT BREAKER - 3A (SPKR)	1	
-36	454 732		* CIRCUIT BREAKER - 10A (NAV-COM 1 & GS)	1	
-37	454 732		* CIRCUIT BREAKER - 10A (NAV-COM 2 & GS)	1	
-38	581 657		* PLUG BUTTON	1	
-39	581 657		* PLUG BUTTON	1	
-40	454 738		* CIRCUIT BREAKER - 5A (GPS / RNAV)	1	
-41	454 738		* CIRCUIT BREAKER - 5A (ADF)	1	
-42	454 738		* CIRCUIT BREAKER - 5A (DME)	1	
-43	454 738		* CIRCUIT BREAKER - 5A (TRANSPONDER)	1	
-44	581 657		* PLUG BUTTON	1	
-45	37365-04		* BUS	1	
-46	415 518		* SCREW - (MS35206-228)	2	
	407 582		* WASHER - (AN960-6L)	4	
	404 909		* NUT - (MS20365-632C)	2	
-47	89276-10		* BUS	1	
-48	89276-03		* BUS	2	
-49	99983-173		WIRE ASSEMBLY	1	
-50	84967-125		PLACARD - Circuit breaker panel	1	
-51	84967-126		PLACARD - Circuit breaker panel	1	
-52	84967-127		PLACARD - Circuit breaker panel	1	

When ordering, always specify Part Number, Description, and Serial Number of Aircraft

FOR INSTRUCTIONAL USE ONLY
PIPER AIRCRAFT
PA-32R-301/301T
AIRPLANE PARTS CATALOG

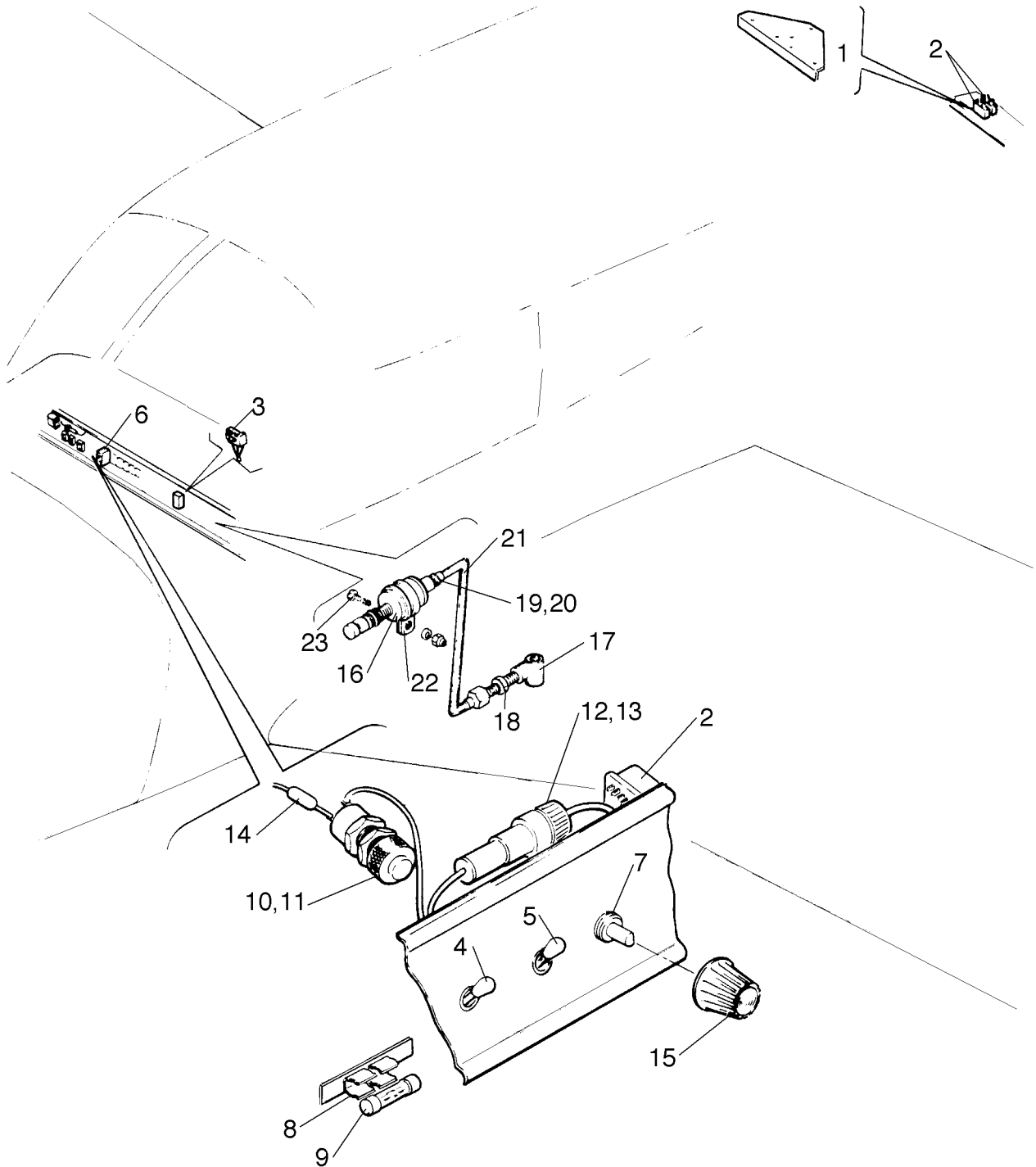


Figure 83. Air Conditioning Electrical Installation

Reissued: May 27, 1999

FOR INSTRUCTIONAL USE ONLY
PIPER AIRCRAFT
PA-32R-301/301T
AIRPLANE PARTS CATALOG

CODE EXPLANATIONS FOR FIGURE 83

- A - Used on PA-32R-301 only.
- B - Used on PA-32R-301T only.
- C - Also used on serial numbers 32R-8029001 to 32R-8229006 inclusive if Manifold Pressure Gauge Switch Relocation Kit 764 216 has been installed per Service Letter 947.

FOR INSTRUCTIONAL USE ONLY
PIPER AIRCRAFT
PA-32R-301/301T
AIRPLANE PARTS CATALOG

Figure and Index Number	Part Number	Code	Nomenclature	No. Req.	Serial Numbers Affected
83-	99980	A	DRAWING - Air Conditioning Electrical Installation		
	98685	B	DRAWING - Air Conditioning Electrical Installation		
-1	99862-00		MOUNT ASSEMBLY - Relay	1	
-2	484 209		RELAY - (PS50053-2-2)	3	
-3	38094-02	A	SWITCH - Throttle limit (with actuator)	1	
-4	587 903		SWITCH - (MS35058-22)	1	
-5	688 235		SWITCH - (8946K942)	1	
-6	454 709		CIRCUIT BREAKER - (PS50120-1-9) 20 amp	1	
-7	99717-00		THERMOSTAT - Air conditioning	1	
-8	99999-00		HOLDER ASSEMBLY - Fuse	1	
-9	461 629		* FUSE - (311005)	2	
-10	472 844		LIGHT - (MS25041-4)	1	
-11	472 054		BULB - (PS10008-330)	1	
-12	465 258		HOLDER - Fuse (155020)	3	
-13	461 629		FUSE - (311005)	3	
-14	484 467		RESISTOR - (4392)	1	
-15	571 162		KNOB - Control head(RB-67-1-SB-M)	1	
-16	588 073	B	SWITCH - (214C40-1-61)	1	
-17	488 474	B	TEE - (AN917-1D)	1	
-18	476 648	B	NIPPLE - (AN81 6-4D)	1	
-19	484 845	B	O-RING - (MS29512-04)	1	
-20	491 050	B,C	UNION - (AN815-4D)	1	32R-8229007 and up
-21	67700-391	B,C	TUBE ASSEMBLY - Pressure switch	1	32R-8229007 and up
-22	554 776	B,C	CLAMP - (PS10017-2-22)	1	32R-8229007 and up
-23	411 532	B,C	SCREW - (MS35207-263)	1	32R-8229007 and up
	407 564	B,C	WASHER - (AN960-10)	1	32R-8229007 and up
	404 887	B,C	NUT - (MS20365-1032C)	1	32R-8229007 and up

When ordering, always specify Part Number, Description, and Serial Number of Aircraft

FOR INSTRUCTIONAL USE ONLY
PIPER AIRCRAFT
PA-32R-301/301T
AIRPLANE PARTS CATALOG

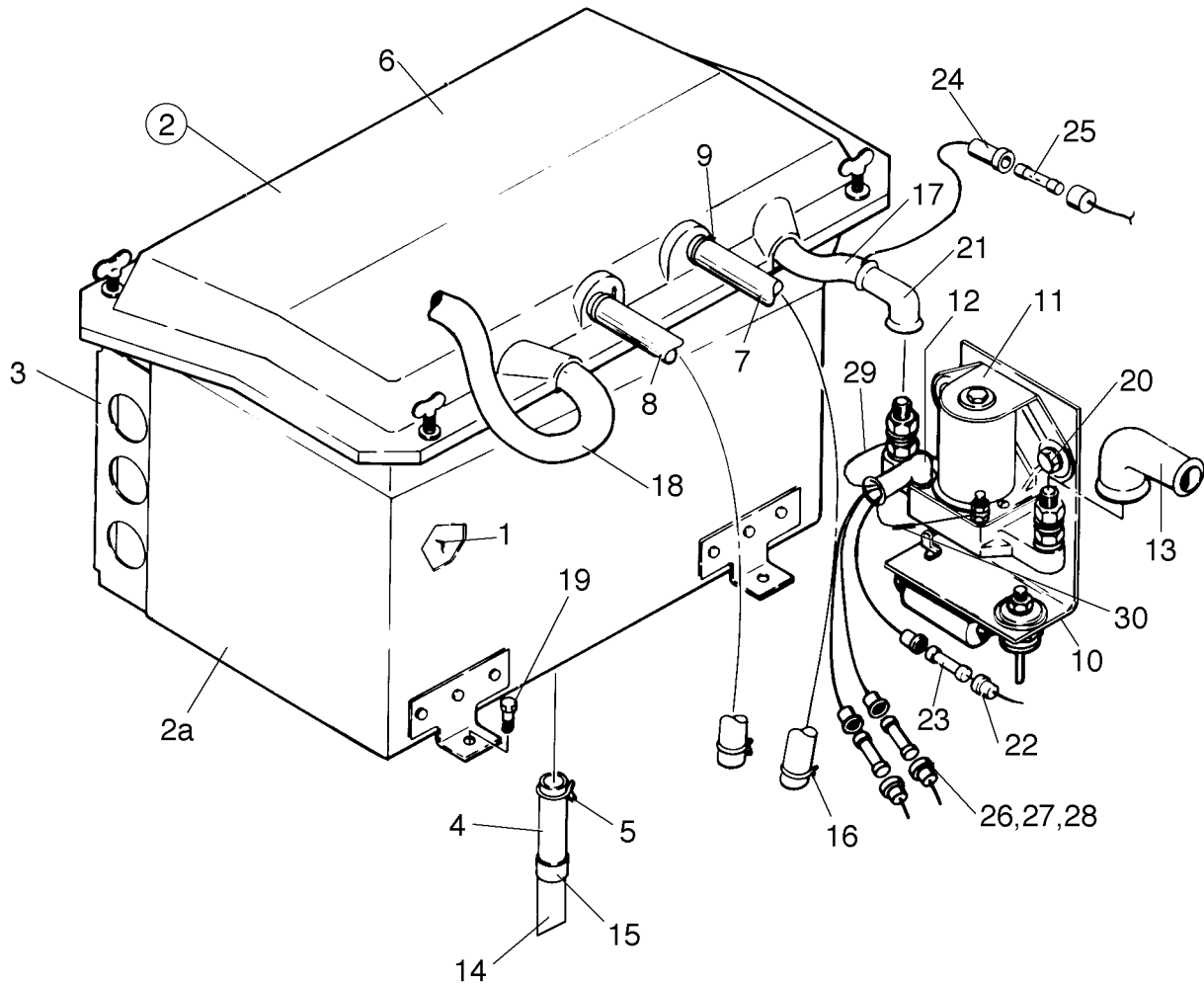


Figure 84. Battery Box Installation

FOR INSTRUCTIONAL USE ONLY
PIPER AIRCRAFT
PA-32R-301/301T
AIRPLANE PARTS CATALOG

CODE EXPLANATIONS FOR FIGURE 84

- A - Used on PA-32R-301 only.
- B - Used on PA-32R-301T only.
- C - Used on PA-32R-301 with serial numbers 32R-8113001 and up, and PA-32R-301T with serial numbers 32R-8129001 and up.
- D - Used on PA-32R-301 with serial numbers 32R-8113095 and up, and PA-32R-301T with serial numbers 32R-8129091 and up.
- E - Used on PA-32R-301 with serial numbers 32R-8313001 and up, and PA-32R-301T with serial numbers 32R-8329001 and up.
- F - Used on PA-32R-301 with serial numbers 3213029 and 3213042 and up.

FOR INSTRUCTIONAL USE ONLY
PIPER AIRCRAFT
PA-32R-301/301T
AIRPLANE PARTS CATALOG

Figure and Index Number	Part Number	Code	Nomenclature	No. Req.	Serial Numbers Affected
84	38594	A	DRAWING - Electrical System Installation		
	38536	B	DRAWING - Electrical System Installation		
	85295	F	DRAWING - Electrical System Installation		
-1	450 030		BATTERY - (S25) 25 Ampere hour	1	
	450 035		BATTERY - (R35) 35 Ampere hour	1	
-2	38062-00		BOX ASSEMBLY - Battery	1	
	38062-20	F	BOX ASSEMBLY - Battery	1	
-2a	38062-02		* PAN ASSEMBLY - Battery box	1	
	38062-19	F	* PAN ASSEMBLY - Battery box	1	
-3	38062-10		** BRACKET ASSEMBLY - Mounting	2	
-4	63904-86		** HOSE - Drain	1	
	63904-119	F	** HOSE - Drain	1	
-5	454 983		** CLAMP - (SAE TY E-8)	1	
	554 678	F	** CLAMP - (PS10017-23-6)	1	
-6	38062-04		* LID ASSEMBLY - Battery box	1	
-7	63904-64		** HOSE - Battery vent left	1	
-8	63904-87		** HOSE - Battery vent right	1	
-9	454 983		** CLAMP - (SAE TY E-8)	2	
-10	62279-00		DIODE ASSEMBLY - Master relay	1	
-11	455 151		RELAY- Power	1	
-12	23969-02		NIPPLE	2	
-13	66580-02		NIPPLE	1	
-14	89042-03		TUBE - Vent	1	
	86238-151	F	TUBE - Vent (90 degree bend)	1	
-15	453 831		BUSHING - Snap (PS10064-687-9)	1	
	453 838	F	BUSHING - Snap (PS10064-500-6)	1	
-16	454 983		CLAMP - (SAE TY E-8)	2	
-17	69325-130		WIRE ASSEMBLY - Positive (10.00")	1	
-18	69325-129		WIRE ASSEMBLY - Ground (10.50")	1	
-19	401 306		BOLT- (AN3-4A)	6	
-20	401 307		BOLT - (AN4-4A)	2	
	407 801		WASHER - (AN970-4)	2	
-21	23969-05		NIPPLE	1	
-22	79595-19	C	FUSE ASSEMBLY - Voltage spike supression	1	
-23	461 657	C	* FUSE - (312001) 1 amp	1	
-24	79595-20	D	FUSE ASSEMBLY - Hour meter and clock	1	
-25	461 629	D	* FUSE - (311005) 5 amp	1	
-26	87502-03	E	FUSE ASSEMBLY - Ground clearance switch	1	
-27	461 648	E	* FUSE - Com/Nav 1 (312010, 10 amp)	1	
-28	461 629	E	* FUSE - Audio Panel (311005, 5 amp)	1	
-29	63862-28		WIRE ASSEMBLY - Jumper	1	
-30	67487-05	F	WIRE ASSEMBLY - Diode	1	

When ordering, always specify Part Number, Description, and Serial Number of Aircraft

FOR INSTRUCTIONAL USE ONLY
PIPER AIRCRAFT
PA-32R-301/301T
AIRPLANE PARTS CATALOG

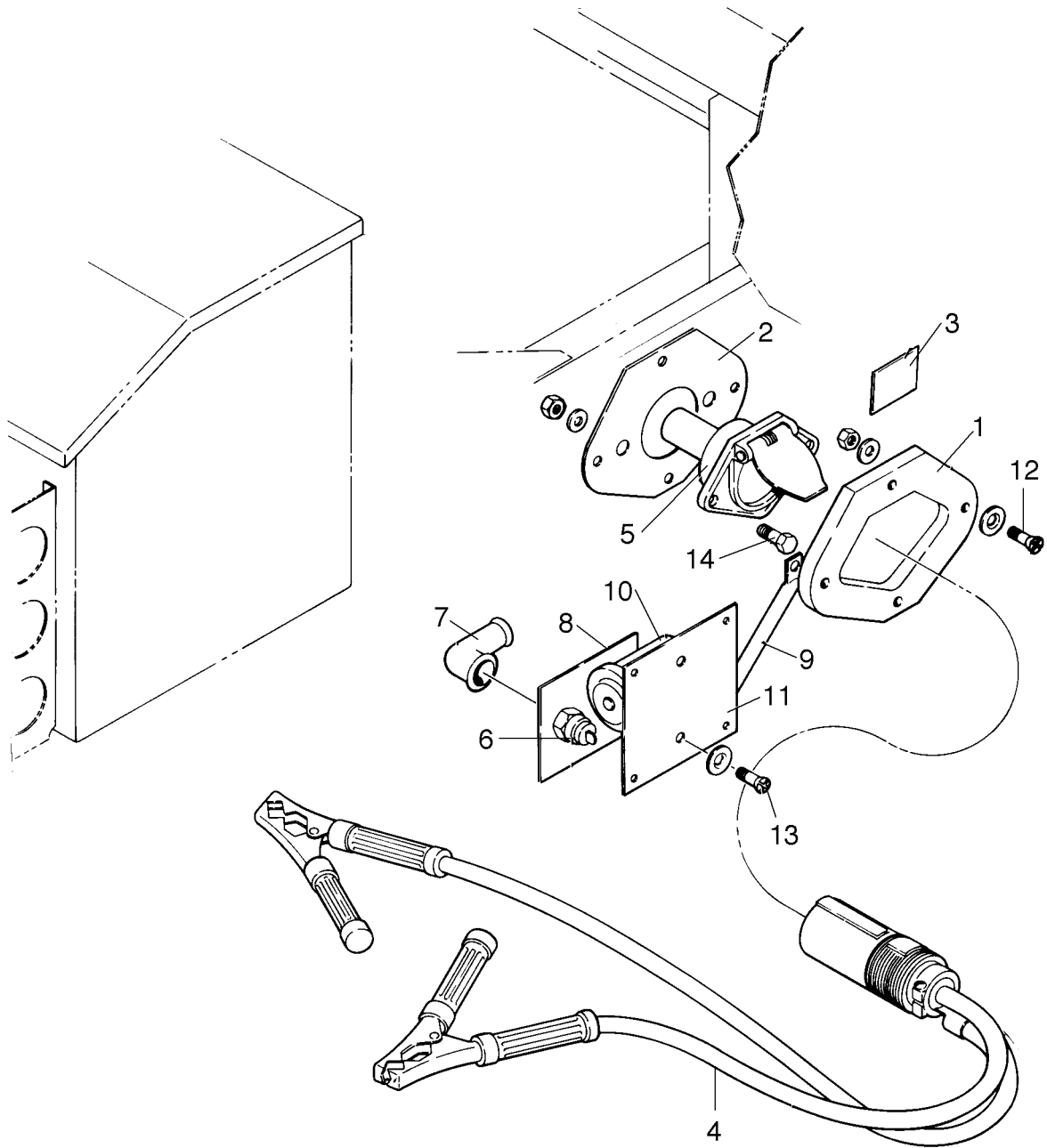


Figure 85. External Power Supply Installation

Reissued: May 27, 1999

FOR INSTRUCTIONAL USE ONLY
PIPER AIRCRAFT
PA-32R-301/301T
AIRPLANE PARTS CATALOG

CODE EXPLANATIONS FOR FIGURE 85

FOR INSTRUCTIONAL USE ONLY
PIPER AIRCRAFT
PA-32R-301/301T
AIRPLANE PARTS CATALOG

Figure and Index Number	Part Number	Code	Nomenclature	No. Req.	Serial Numbers Affected
85-	38143		DRAWING - External Power Supply Installation		
-1	62226-00		SPACER - Auxiliary power receptacle	1	
-2	62227-00		PLATE - Auxiliary power receptacle	1	
-3	69669-173		PLACARD - External power	1	
-4	89097-02		PLUG ASSEMBLY - Power connector	1	
-5	89097-03		SOCKET ASSEMBLY - Power connector	1	
-6	456 728		DIODE - (IN3208)	1	
-7	23969-05		NIPPLE	1	
-8	68198-00		SUPPORT- Diode	1	
-9	38143-04		TUBE - Support	1	
-10	484 373		RELAY - Power	1	
-11	38143-03		PLATE - Relay support	1	
-12	416 794		SCREW - (MS24693-S275)	4	
	494 087		WASHER - (A3235-020-1)	4	
	407 564		WASHER - (AN960-10)	4	
	404 835		NUT - (MS20364-1032C)	4	
-13	416 785		SCREW - (MS24693-S272)	2	
	494 087		WASHER - (A3235-020-1)	2	
	407 800		WASHER - (AN970-3)	2	
	404 887		NUT - (MS20365-1032C)	2	
-14	400 728		BOLT - (AN25-11A)	2	
	407 566		WASHER - (AN960-516)	2	
	407 106		WASHER - (AN935-516)	2	
	404 323		NUT - (AN316-5R)	2	

When ordering, always specify Part Number, Description, and Serial Number of Aircraft

FOR INSTRUCTIONAL USE ONLY
PIPER AIRCRAFT
PA-32R-301/301T
AIRPLANE PARTS CATALOG

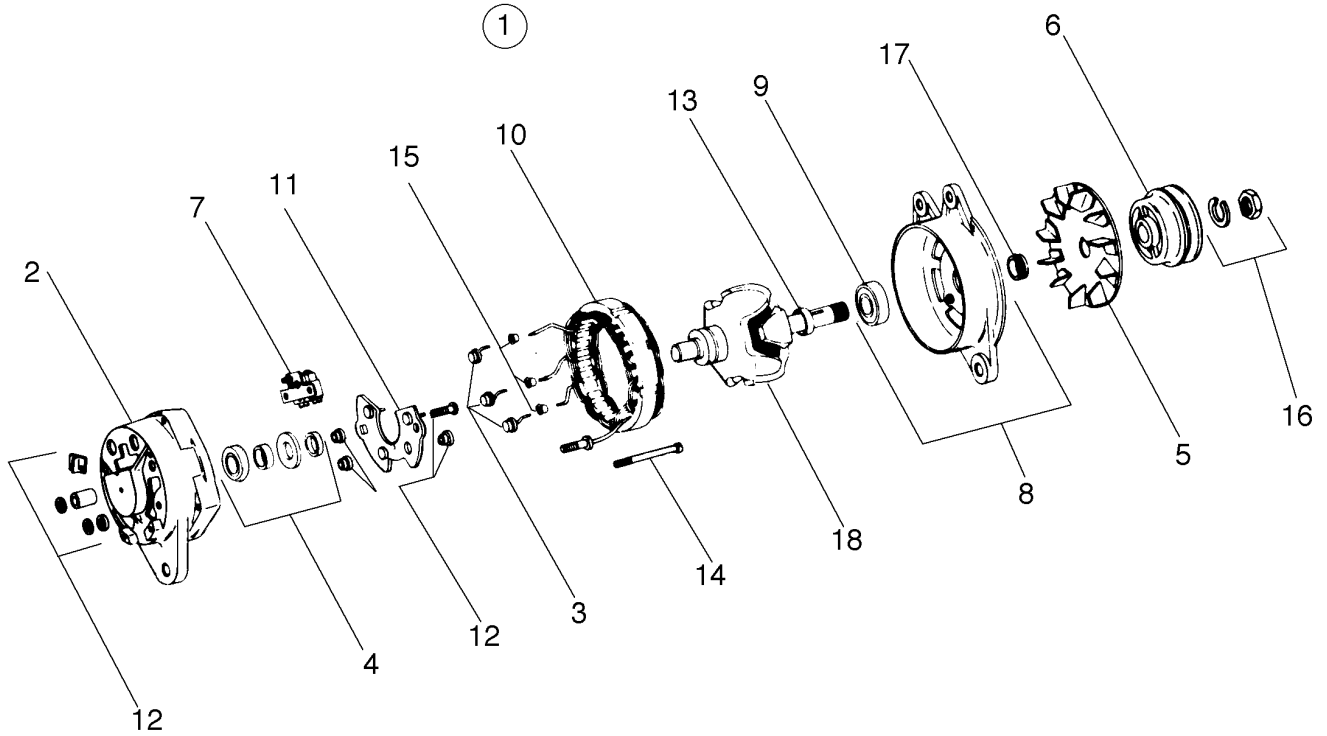


Figure 86. Alternator Assembly (60 amp Prestolite)

FOR INSTRUCTIONAL USE ONLY
PIPER AIRCRAFT
PA-32R-301/301T
AIRPLANE PARTS CATALOG

CODE EXPLANATIONS FOR FIGURE 86

- A - Used if air conditioning is not installed.
- B - Used if air conditioning is installed.
- C - Used with alternator assembly ALY-6421 only.
- D - Used with alternator assembly ALY-6422 only.

FOR INSTRUCTIONAL USE ONLY
PIPER AIRCRAFT
PA-32R-301/301T
AIRPLANE PARTS CATALOG

Figure and Index Number	Part Number	Code	Nomenclature	No. Req.	Serial Numbers Affected
86 -1	551 984	A	ALTERNATOR ASSEMBLY - (ALY-6421)	1	
	551 983	B	ALTERNATOR ASSEMBLY - (ALY-6422)	1	
-2	755 271		* HEAD ASSEMBLY - Slip ring end (ALK-1132BS-1)	1	
-3	757 387		** PACKAGE - Rectifier, negative (XA944JS)	1	
-4	757 386		* PACKAGE - Bearing and seal S.R.E (90-2014)	1	
-5	754 827		* FAN ASSEMBLY - Ventilating (90-2241)	1	
-6	757 391	C	* PULLEY - Drive (PU-672B)	1	
	757 392	D	* PULLEY - Drive (PU-692B)	1	
-7	758 224		* BRUSH HOLDER AND SPRING ASSEMBLY - (ALE-1045BS)	1	
-8	755 232		* HEAD ASSEMBLY - Drive end (ALE-1003K)	1	
-9	758 225		** BEARING - Ball, seal (X-3416)	1	
-10	757 719		* STATOR ASSEMBLY - (ALE-2008AES)	1	
-11	756 060		* RECTIFIER AND PLATE ASSEMBLY - Positive (ALE-1054A)	1	
-12	761 903		* TERMINAL STUD AND PARTS PACKAGE - (90-2043)	1	
-13	756 061		* RECTIFIER - Drive end (GR-32)	1	
-14	757 388		* PACKAGE - Thru bolt (ALA-20JS)	1	
-15	757 389		* PACKAGE - Eyelet (90-818)	1	
-16	757 390		* PACKAGE - Nut and washer (90-33)	1	
-17	757 720	C	* SPACER - Rotor shaft (ALD-21)	1	
	757 721	D	* SPACER - Rotor shaft (ALD-21A)	1	
-18	762 509	C	* ROTOR - (ALE-2173S-1)	1	
	762 508	D	* ROTOR - (ALE-2177S-1)	1	

When ordering, always specify Part Number, Description, and Serial Number of Aircraft

FOR INSTRUCTIONAL USE ONLY
PIPER AIRCRAFT
PA-32R-301/301T
AIRPLANE PARTS CATALOG

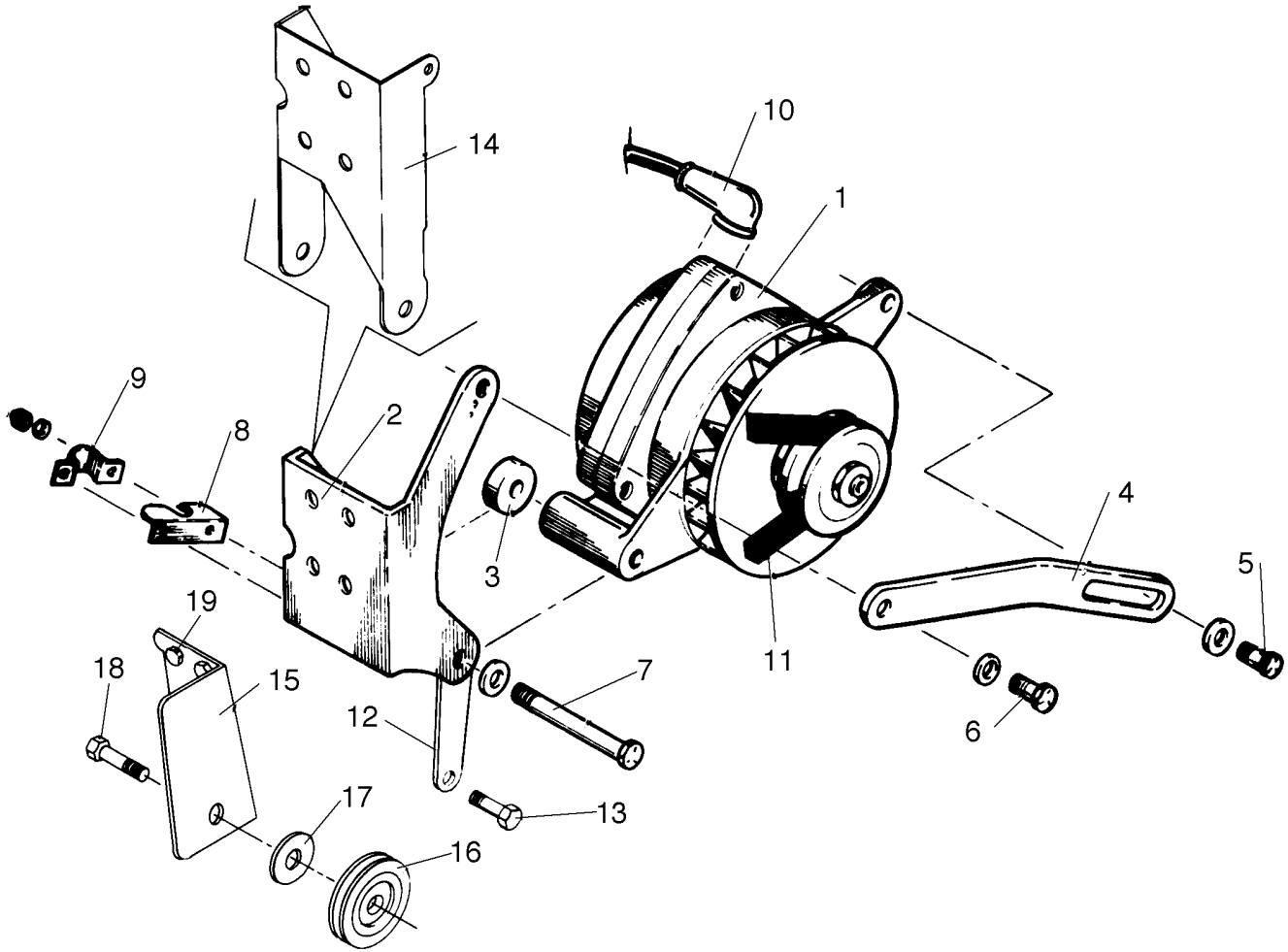


Figure 87. Alternator Assembly and Installation
(90 amp Ford)

Reissued: May 27, 1999

FOR INSTRUCTIONAL USE ONLY
PIPER AIRCRAFT
PA-32R-301/301T
AIRPLANE PARTS CATALOG

CODE EXPLANATIONS FOR FIGURE 87

- A - Used on PA-32R-301T only.
- B - Used on PA-32R-301 only.

FOR INSTRUCTIONAL USE ONLY
PIPER AIRCRAFT
PA-32R-301/301T
AIRPLANE PARTS CATALOG

Figure and Index Number	Part Number	Code	Nomenclature	No. Req.	Serial Numbers Affected
87-	36949		DRAWING - Alternator Installation, 90 amp		
-1	87415-03		ALTERNATOR - 90 amp	1	
-2	38747-02	A	BRACKET ASSEMBLY - Alternator		
-3	38747-03	A	SPACER - Alternator bracket	1	
-4	38747-05	A	ARM - Alternator support	1	
	39888-02	B	ARM - Alternator support	1	
-5	401 987		BOLT- (MS20074-06-06)	1	
	62833-90		WASHER	1	
-6	401 187		BOLT- (AN5-7A)	1	
	407 566		WASHER - (AN960-516)	1	
-7	401 545		BOLT- (AN7-45A)	1	
	407 568		WASHER - (AN960-716)	2	
	404 891		NUT - (MS20365-720C)	1	
-8	18132-02		LUG	1	
-9	18219-02		CLAMP	1	
-10	23969-05		NIPPLE	2	
-11	452 774	A	BELT - Alternator (8137-0646)	1	
	452 876	B	BELT - Alternator (7460)	1	
-12	38747-04	A	LINK - Alternator support	1	
-13	400 009	A	BOLT - (AN4-14A)	1	
	407 585	A	WASHER - (AN960-416L)	1	
-14	39887-02	B	BRACKET ASSEMBLY - Alternator	1	
-15	87513-02	B	BRACKET ASSEMBLY - Alternator Idler pulley	1	
-16	99080-03	B	PULLEY ASSEMBLY - Idler	1	
-17	62833-83	B	WASHER	AR	
-18	400 616	B	BOLT - Idler assembly attachment (AN8H7A)	1	
	407 569	B	WASHER - (AN960-816)	1	
-19	401 971	B	BOLT - (MS20074-05-06)	2	

When ordering, always specify Part Number, Description, and Serial Number of Aircraft

FOR INSTRUCTIONAL USE ONLY
PIPER AIRCRAFT
PA-32R-301/301T
AIRPLANE PARTS CATALOG

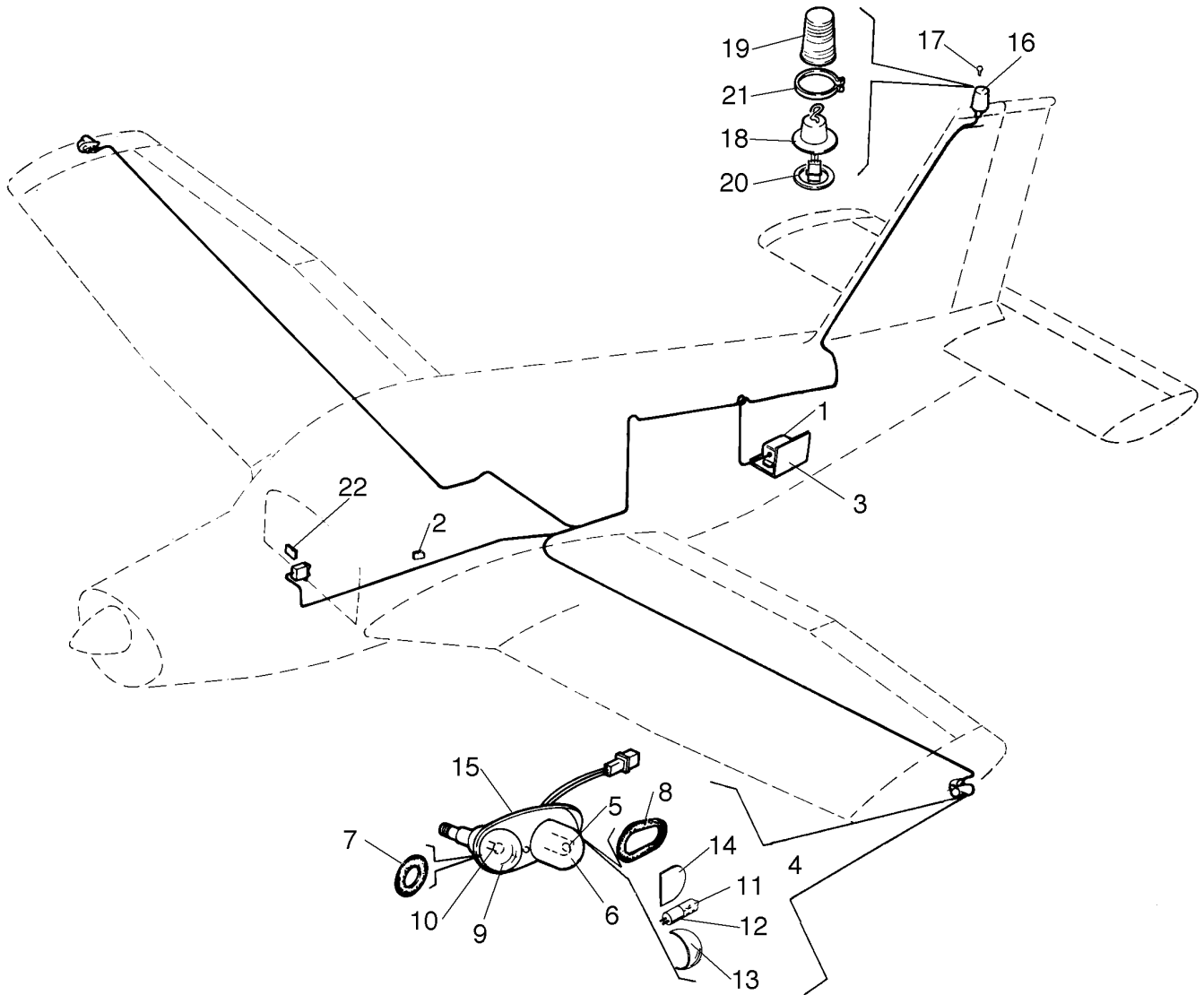


Figure 88. Strobe Lights Installation

FOR INSTRUCTIONAL USE ONLY
PIPER AIRCRAFT
PA-32R-301/301T
AIRPLANE PARTS CATALOG

CODE EXPLANATIONS FOR FIGURE 88

- A - Used with white wing tip strobe only.
- B - Used with red wing tip strobe only.
- C - Used on PA-32R-301 with serial numbers 32R-8013001 to 32R-8113070 inclusive, and PA-32R-301T with serial numbers 32R-8029001 to 32R-8129072 inclusive.
- D - Used on PA-32R-301 with serial numbers 32R-8113071 and up, and PA-32R-301T with serial numbers 32R-8129073 and up.
- E - Used on PA-32R-301 with serial numbers 32R-8013001 to 32R-8113070 inclusive, and PA-32R-301T with serial numbers 32R-8029001 to 32R-8129072 inclusive if red wing tip strobe is installed. Also used on all PA-32R-301 aircraft with serial numbers 32R-8113071 and up, and all PA-32R-301T aircraft with serial numbers 32R-8129073 and up.
- F - Used on PA-32R-301 with serial numbers 32R-8013001 to 32R-8113133 inclusive, and PA-32R-301T with serial numbers 32R-8029001 to 32R-8129124 inclusive.
- G - Used on PA-32R-301 with serial numbers 32R-8213001 and up, and PA-32R-301T with serial numbers 32R-8229001 and up.
- H - Used on PA-32R-301 with serial numbers 3213029 and 3213042 and up.

FOR INSTRUCTIONAL USE ONLY
PIPER AIRCRAFT
PA-32R-301/301T
AIRPLANE PARTS CATALOG

Figure and Index Number	Part Number	Code	Nomenclature	No. Req.	Serial Numbers Affected
88-	79850	C	DRAWING - Wing Tip Strobe Lights Installation		
	36789	D	DRAWING - Wing Tip Strobe Lights Installation		
	79850	F	DRAWING - Fin Tip Strobe Light Installation		
	36789	G	DRAWING - Fin Tip Strobe Light Installation		
-1	481 199		POWER SUPPLY - Strobe lights	1	
	481 247	H	POWER SUPPLY - Strobe lights	1	
-2	69669-175		PLACARD - Warning	1	
-3	99031-00		BRACKET ASSEMBLY - Power supply mounting	1	
-4	472 896	C	LIGHT ASSEMBLY - Red navigation and white strobe, wing tip (shielded)	1	
	572 557	D	LIGHT ASSEMBLY - Red navigation and white strobe, wing tip, (shielded)	1	
	472 988	C	LIGHT ASSEMBLY - Red navigation and red strobe, wing tip (shielded)	1	
	572 558	D	LIGHT ASSEMBLY - Red navigation and red strobe, wing tip (shielded)	1	
	472 895	C	LIGHT ASSEMBLY - Green navigation and white strobe, wing tip (shielded)	1	
	572 561	D	LIGHT ASSEMBLY - Green navigation and white strobe, wing tip (shielded)	1	
	472 987	C	LIGHT ASSEMBLY - Green navigation and red strobe, wing tip (shielded)	1	
	572 560	D	LIGHT ASSEMBLY - Green navigation and red strobe, wing tip (shielded)	1	
-5	761 156	A,C	* TUBE ASSEMBLY - Flash tip	1	
	762 003	E	* TUBE ASSEMBLY - Flash tip	1	
-6	761 162	A	* LENS AND RETAINER ASSEMBLY - Wing tip strobe (shielded)	1	
	761 253	A,D	* LENS AND RETAINER ASSEMBLY - Wing tip strobe (shielded)	1	
	761 222	B	* LENS AND RETAINER ASSEMBLY - Wing tip strobe (shielded)	1	
	761 254	B,D	* LENS AND RETAINER ASSEMBLY - Wing tip strobe (shielded)	1	
-7	755 075		* GASKET - Navigation light (W1283)	1	
-8	755 076		* GASKET - Wing strobe (A427-4)	1	
-9	751 202		* LENS - Navigation, red	1	
	751 201		* LENS - Navigation, green	1	
-10	751 381		* BULB - (1512)	1	
-11	761 256	D	* LAMP - Navigation light assembly, 14 volt (A508)	1	
-12	762 426	D	* SOCKET ASSEMBLY - Navigation light (A507)	1	
-13	761 255	D	* LENS - Navigation light (A615)	1	
-14	755 096	D	* GASKET - Navigation light (A616)	1	
-15	756 037	A,C	* RETAINER - Lens, light	1	
	762 581	B,C	* RETAINER - Lens, light	1	
	762 616	D	* RETAINER - Lens, light	1	
-16	452 410		BEACON - Rotating (WRML-12 Whelen)	1	
	452 465		BEACON - Rotating (40-0101-15-12 Grimes)	1	
-17	758 402		* BULB - (WRM1940)	1	
-18	757 762	D	LIGHT ASSEMBLY - Strobe, fin (unshielded)	1	
	761 189	D	LIGHT ASSEMBLY - Strobe, fin (shielded)	1	
-19	761 161	D	LENS - Strobe light, red (unshielded)	1	
	761 190	D	LENS - Strobe light, red (shielded)	1	
-20	755 042	D	GASKET - Strobe light	1	
-21	755 200	D	CLAMP ASSEMBLY - Ring	1	
-22	96602-00		PLACARD - Warning	1	

When ordering, always specify Part Number, Description, and Serial Number of Aircraft

FOR INSTRUCTIONAL USE ONLY
PIPER AIRCRAFT
PA-32R-301/301T
AIRPLANE PARTS CATALOG

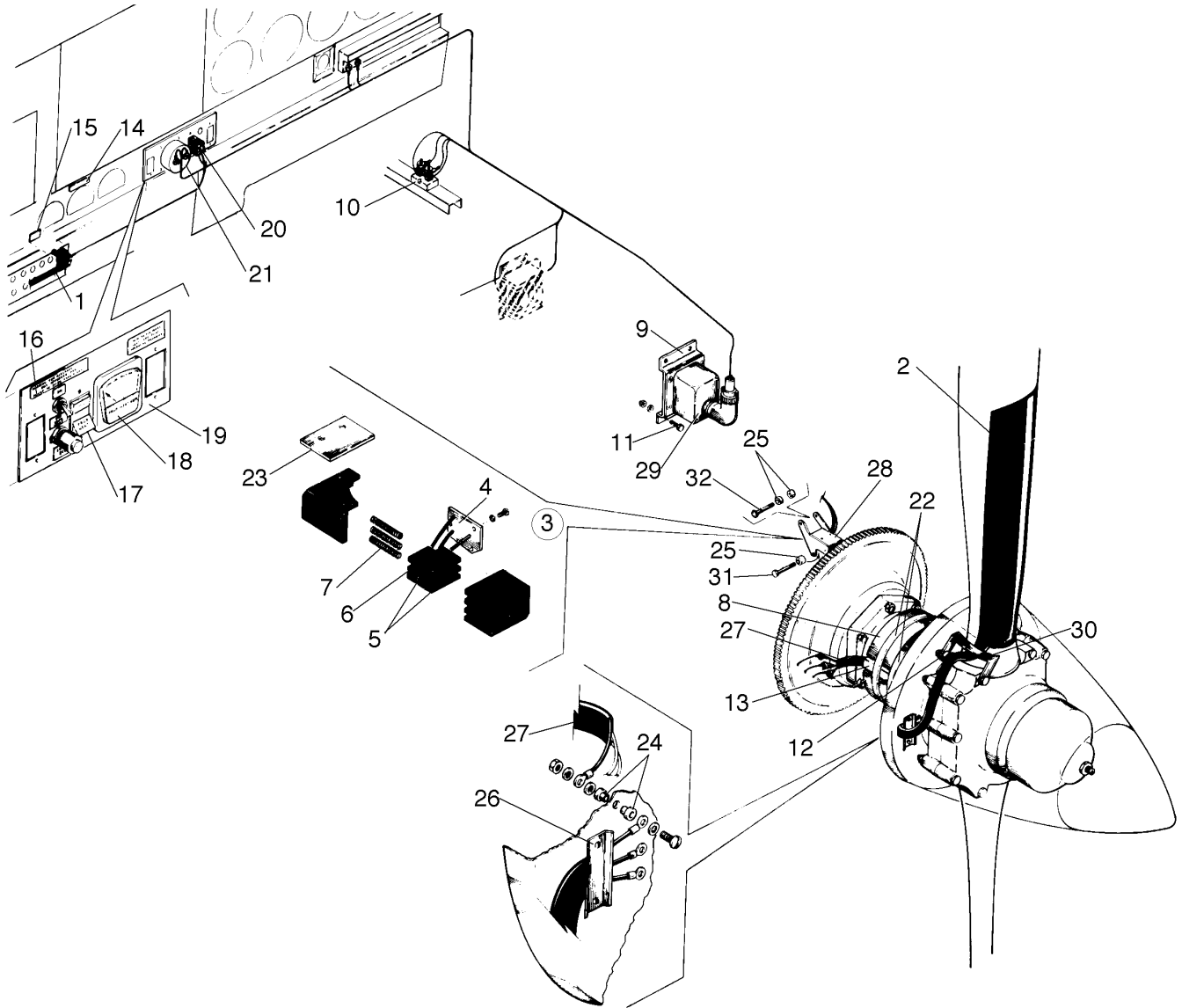


Figure 88A. Two Blade Heated Propeller System Installation
(PA-32R-301T)

Reissued: May 27, 1999

FOR INSTRUCTIONAL USE ONLY
PIPER AIRCRAFT
PA-32R-301/301T
AIRPLANE PARTS CATALOG

CODE EXPLANATIONS FOR FIGURE 88A

A - It is recommended new springs, item 7, be installed when replacing brushes.

FOR INSTRUCTIONAL USE ONLY
PIPER AIRCRAFT
PA-32R-301/301T
AIRPLANE PARTS CATALOG

Figure and Index Number	Part Number	Code	Nomenclature	No. Req.	Serial Numbers Affected
88A-	36614		DRAWING - Deice System Installation		
-1	454 709		CIRCUIT BREAKER - (PS50120-1-9) 20 amp, Mech. Products Inc.	1	
	454 743		CIRCUIT BREAKER - (PS50120-3-36) 20 amp, Wood Electric Corp.	1	
-2	758 530		BOOT - Propeller deice (4E2351-3)	2	
-3	758 531		BRUSH BLOCK ASSEMBLY - (4E1639)	1	
-4	762 617		* RETAINER ASSEMBLY - Brush (3E1500)	1	
-5	758 175	A	** BRUSH - (3E1443-1)	2	
-6	758 170	A	** BRUSH - (3E1443-2)	1	
-7	757 626		** SPRING - (1E1136)	3	
-8	36939-03		SPACER - Chafe ring	2	
-9	39663-02		BRACKET ASSEMBLY - Timer support	1	
-10	486 636		SHUNT - (MS91586-1)	1	
-11	400 438		BOLT - (AN3-4A)	4	
	407 584		WASHER - (AN960-10L)	4	
	404 887		NUT - (MS20365-1032C)	4	
-12	756 233		SPACER - (1E1293)	2	
-13	36939-02		RING - Chafe, prop heat	2	
-14	35669-76		PLACARD - Altitude leaning limitations	1	
-15	35669-166		PLACARD - Prop deice	1	
-16	69669-02		PLACARD - Warning	1	
-17	87369-14		PLACARD - Prop heat	1	
-18	87369-15		PLACARD - Prop heat amps	1	
-19	37704-00		PANEL - Ice protection system control	1	
-20	99377-34		SWITCH - Prop heat	1	
-21	751 286		AMMETER - (3E1389-3)	1	
-22	98711-03		CLAMP ASSEMBLY	2	
-23	762 429		SHIM - (2E1212)	1	
-24	453 996		BUSHING - (2E1260)	12	
-25	762 430		SPACER - (2E1399)	3	
-26	554 637		CLIP - Lead (3E1271-2)	2	
-27	751 992		HARNESS - Slip ring to bulkhead (3E1452)	2	
-28	758 215		BRACKET - Brush block mounting (3E1788)	1	
-29	762 006		TIMER - Heated propeller (3E1964-3)	1	
-30	757 627		RETAINER - Lead strap (4E1513)	2	
-31	758 532		BOLT - (MS20074-04-12)	1	
-32	758 533		BOLT - (MS20074-04-21)	1	

When ordering, always specify Part Number, Description, and Serial Number of Aircraft

Reissued: May 27, 1999

FOR INSTRUCTIONAL USE ONLY
PIPER AIRCRAFT
PA-32R-301/301T
AIRPLANE PARTS CATALOG

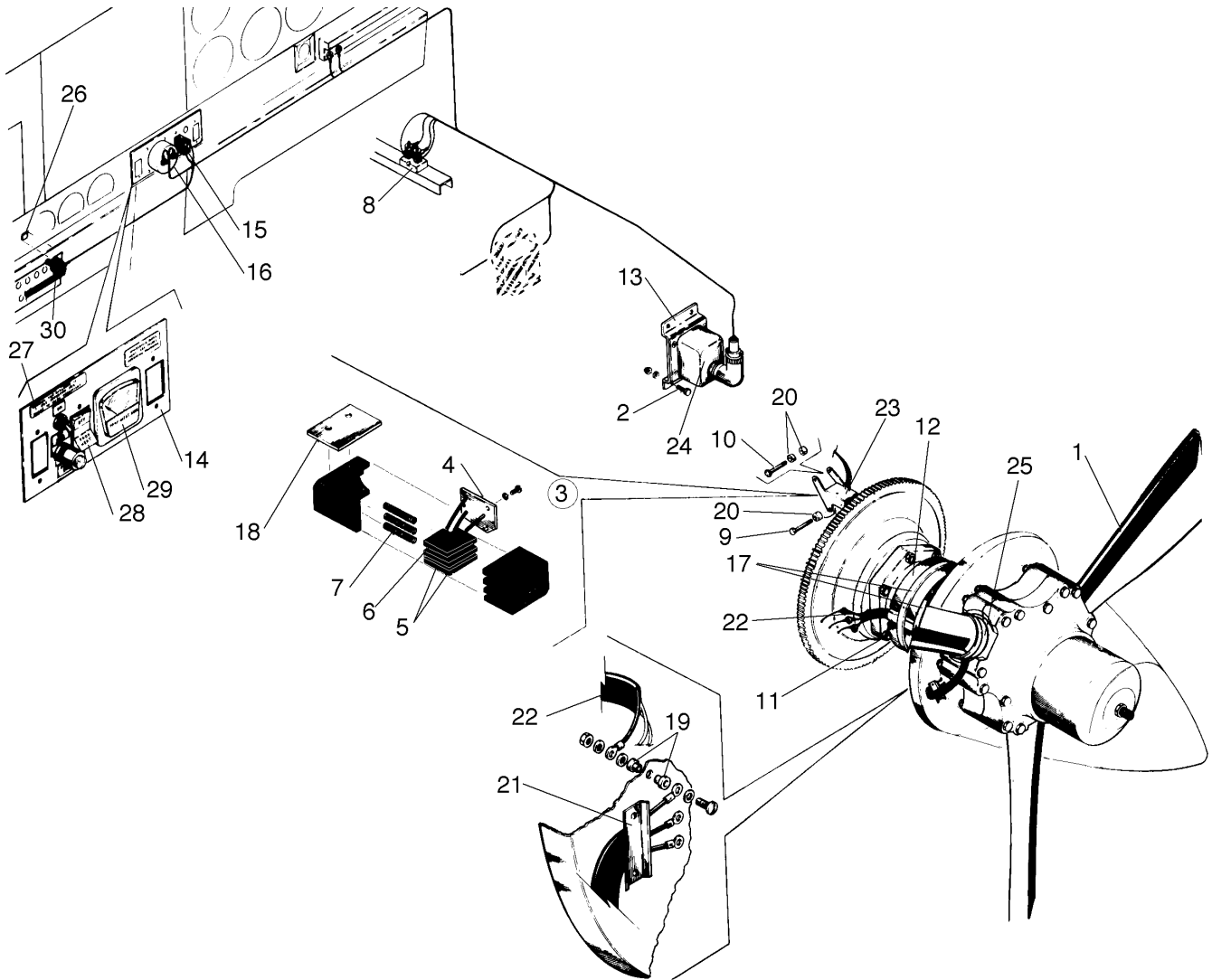


Figure 88B. Three Blade Heated Propeller System Installation
(PA-32R-301T)

FOR INSTRUCTIONAL USE ONLY
PIPER AIRCRAFT
PA-32R-301/301T
AIRPLANE PARTS CATALOG

CODE EXPLANATIONS FOR FIGURE 88B

- A - It is recommended new springs, item 7, be installed when replacing brushes.

FOR INSTRUCTIONAL USE ONLY
PIPER AIRCRAFT
PA-32R-301/301T
AIRPLANE PARTS CATALOG

Figure and Index Number	Part Number	Code	Nomenclature	No. Req.	Serial Numbers Affected
88B-	36614		DRAWING - Deice System Installation		
-1	758 530		BOOT - Propeller deice (4E2351-3)	3	
-2	400 438		BOLT - (AN3-4A)	4	
	407 584		WASHER - (AN960-10L)	4	
	404 887		NUT - (MS20365-1032C)	4	
-3	758 531		BRUSH BLOCK ASSEMBLY - (4E1639)	1	
-4	762 617		* RETAINER ASSEMBLY - Brush (3E1500)	1	
-5	758 175	A	** BRUSH - (3E1443-1)	2	
-6	758 170	A	** BRUSH - (3E1443-2)	1	
-7	757 626		** SPRING - (1E1136)	3	
-8	486 636		SHUNT - (MS91586-1)	1	
-9	758 532		BOLT - (MS20074-04-12)	1	
-10	758 533		BOLT - (MS20074-04-21)	1	
-11	36939-04		RING - Chafe, prop heat	3	
-12	36939-05		SPACER - Chafe ring	3	
-13	39663-02		BRACKET ASSEMBLY - Timer support	1	
-14	37704-00		PANEL - Ice protection system control	1	
-15	99377-34		SWITCH - Prop heat	1	
-16	751 298		AMMETER - (3E1389-2)	1	
-17	98711-03		CLAMP ASSEMBLY	2	
-18	762 429		SHIM - (2E1212)	1	
-19	453 996		BUSHING - (2E1260)	18	
-20	762 430		SPACER - (2E1399)	3	
-21	554 637		CLIP - Lead (3E1271-2)	3	
-22	751 992		HARNES - Slip ring to bulkhead (3E1452)	1	
-23	758 215		BRACKET - Brush block mounting (3E1788)	1	
-24	762 006		TIMER - Heated propeller (3E1964-3)	1	
-25	762 618		RESTRAINER - Lead strap (2E1291)	3	
-26	35669-166		PLACARD - Prop deice	1	
-27	69669-02		PLACARD - Warning	1	
-28	87369-14		PLACARD - Prop heat	1	
-29	87369-15		PLACARD - Prop heat amps	1	
-30	454 709		CIRCUIT BREAKER - (PS50120-1-9) 20 amp, Mech. Products Inc.	1	
	454 743		CIRCUIT BREAKER - (PS50120-3-36) 20 amp, Wood Electric Corp.	1	

When ordering, always specify Part Number, Description, and Serial Number of Aircraft

FOR INSTRUCTIONAL USE ONLY
PIPER AIRCRAFT
PA-32R-301/301T
AIRPLANE PARTS CATALOG

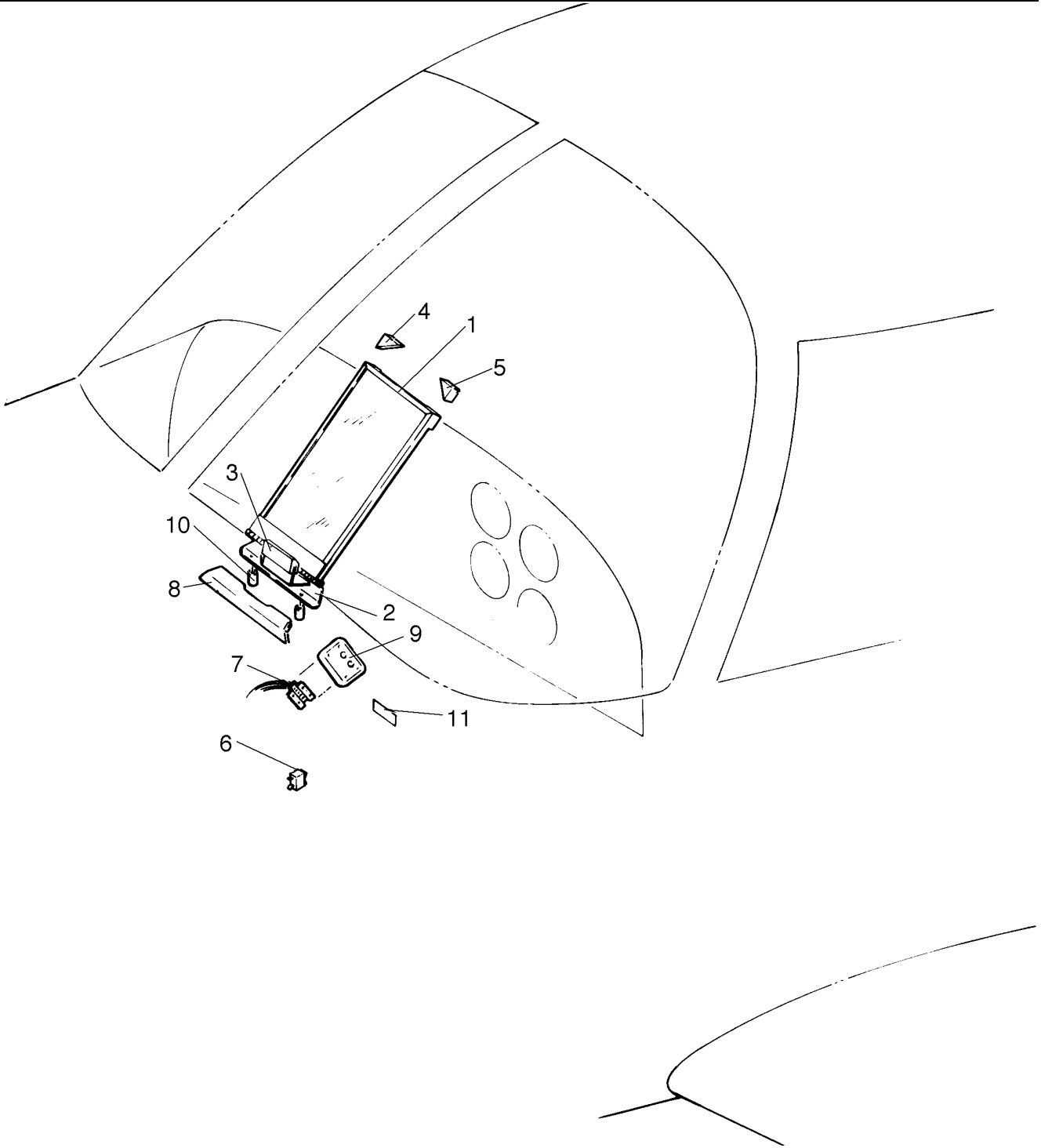


Figure 88C. Heated Glass Panel Installation
(PA-32R-301T s/n 32R-8129012 and up)

Reissued: May 27, 1999

FOR INSTRUCTIONAL USE ONLY
PIPER AIRCRAFT
PA-32R-301/301T
AIRPLANE PARTS CATALOG

CODE EXPLANATIONS FOR FIGURE 88C

FOR INSTRUCTIONAL USE ONLY
PIPER AIRCRAFT
PA-32R-301/301T
AIRPLANE PARTS CATALOG

Figure and Index Number	Part Number	Code	Nomenclature	No. Req.	Serial Numbers Affected
88C-	36614		DRAWING - Ice Protection System Installation		
-1	78148-00		PANEL ASSEMBLY - Heated glass complete	1	
-2	31997-00		PLATE ASSEMBLY - Heated glass panel hinge	1	
-3	33034-00		BLOCK- Rubber	1	
-4	31637-02		PLATE - Heated glass panel	1	
-5	31637-03		PLATE - Heated glass panel	1	
-6	454 640		SWITCH - Heated glass panel (PS50120-4-60)	1	
-7	78150-00		RECEPTACLE ASSEMBLY - Windshield panel	1	
-8	78180-03		SKIRT - Glass panel, hinge	1	
-9	87429-02		PLATE ASSEMBLY - Heated glass receptacle	1	
-10	63900-163		BUSHING	2	
-11	69669-153		PLACARD - Windshield panel heat	1	

When ordering, always specify Part Number, Description, and Serial Number of Aircraft

FOR INSTRUCTIONAL USE ONLY
PIPER AIRCRAFT
PA-32R-301/301T
AIRPLANE PARTS CATALOG

THIS PAGE INTENTIONALLY LEFT BLANK

FOR INSTRUCTIONAL USE ONLY
PIPER AIRCRAFT
PA-32R-301/301T
AIRPLANE PARTS CATALOG

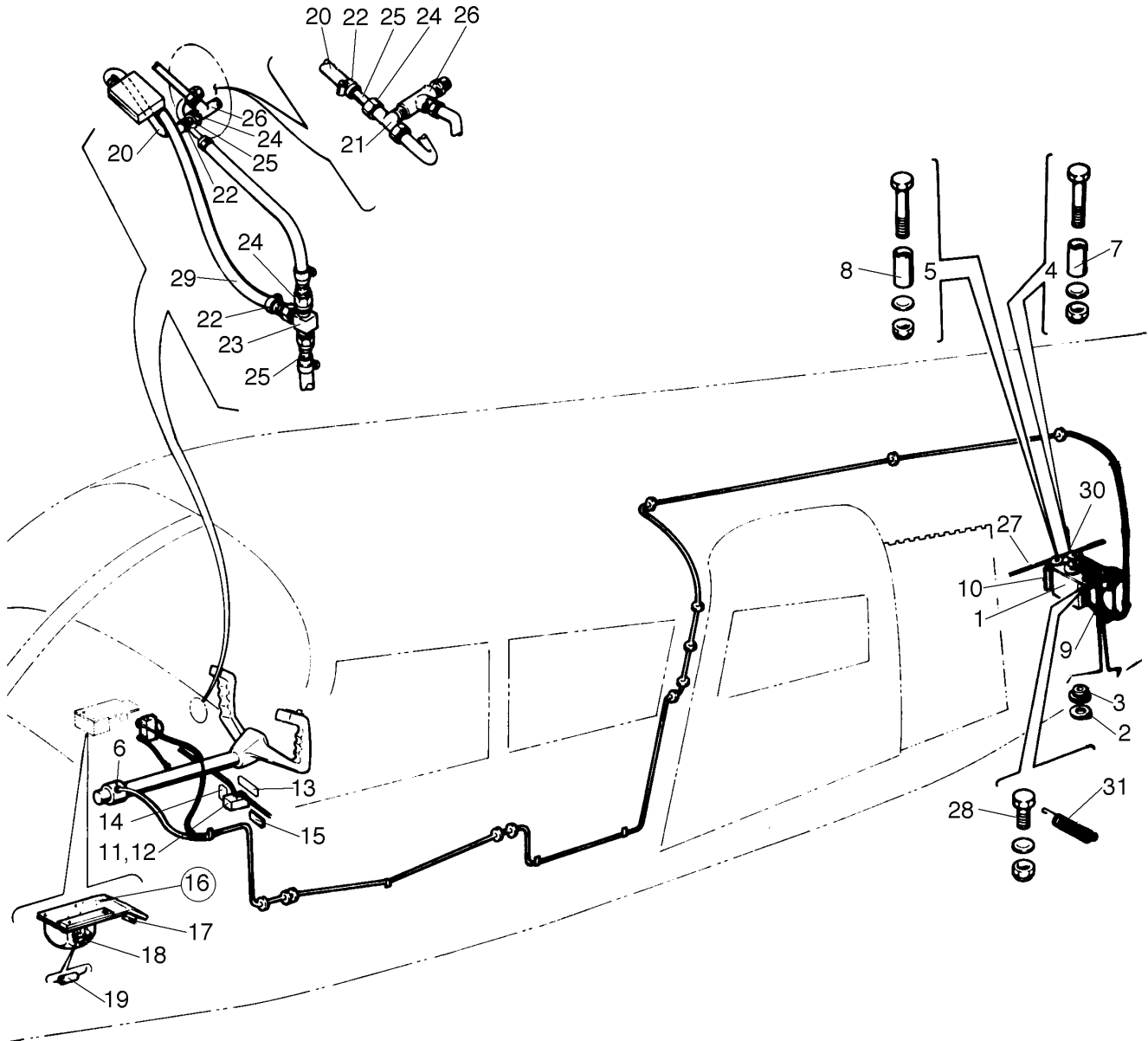


Figure 89. Electric Trim Installation

Reissued: May 27, 1999

FOR INSTRUCTIONAL USE ONLY
PIPER AIRCRAFT
PA-32R-301/301T
AIRPLANE PARTS CATALOG

CODE EXPLANATIONS FOR FIGURE 89

- A - Used if alternate static system is not installed.
- B - Used if alternate static system is installed.
- C - Used on PA-32R-301 with serial numbers 32R-8013001 to 32R-8213031 inclusive, and PA-32R-301T with serial numbers 32R-8029001 to 32R-8229033 inclusive.
- D - Used on PA-32R-301 with serial numbers 32R-8213032 and up, and PA-32R-301T with serial numbers 32R-8229034 and up.
Also used on PA-32R-301 with serial numbers 32R-8013001 to 32R-8213031 inclusive, and PA-32R-301T with serial numbers 32R-8029001 to 32R-8229033 inclusive if Pitch Trim Switch Replacement Kit 764 401 has been installed.
- E - Used if a push on-off switch is installed.

FOR INSTRUCTIONAL USE ONLY
PIPER AIRCRAFT
PA-32R-301/301T
AIRPLANE PARTS CATALOG

Figure and Index Number	Part Number	Code	Nomenclature	No. Req.	Serial Numbers Affected
89-	69378		DRAWING - Trim Installation		
	79636		DRAWING - Electric Trim Stop Sensor Installation		
-1	65821-05		SERVO ASSEMBLY - Trim	1	
-2	494 159		* WASHER - Servo friction (24696-00)	1	
-3	581 126		* PLATE - Servo clutch, outer (24695-00)	1	
-4	400 443		BOLT - (AN3-12A)	1	
	407 564		WASHER - (AN960-10)	1	
	404 887		NUT - (MS20365-1032C)	1	
-5	401 270		BOLT - (AN3-11A)	1	
	407 564		WASHER - (AN960-10)	1	
	404 887		NUT - (MS20365-1032C)	1	
-6	434 126		GROMMET - (AN931-3-5)	1	
-7	63900-66		BUSHING - Electric trim	1	
-8	63900-67		BUSHING - Electric trim	1	
-9	68674-00		BRACKET ASSEMBLY - Electric trim	1	
-10	68676-00		BRACKET - Electric trim	1	
-11	764 401	C	PITCH TRIM SWITCH REPLACEMENT KIT	1	
-12	587 923	D	* SWITCH - Electric trim	1	
-13	87369-38	D	* PLACARD - Pitch trim	1	
-14	87369-39	D	* PLACARD - On-off	1	
-15	67490-02	E	PLACARD - Pitch trim	1	
-16	79657-03		SENSOR ASSEMBLY - Electric trim stop	1	
-17	486 416		* SENSOR - (MPL-501G-10 to 30)	1	
-18	484 229		* RELAY - (RS5D12)	1	
-19	484 524		* RESISTOR - (180 ohm, 1 watt, Type GB)	1	
-20	63913-151		HOSE	1	
-21	488 380	B	TEE - (AN825-3D)	1	
-22	554 861		CLAMP - (SAE TY F-4)	5	
-23	79636-10		TEE	1	
-24	477 611		NUT - (AN818-3D)	4	
	486 896		SLEEVE - (MS20819-3D)	4	
-25	79636-04		TUBE	4	
-26	488 310	A	TEE - (AN826-3D)	1	
	488 474	B	TEE - (AN917-1D)	1	
-27	62701-42		CABLE ASSEMBLY - Stabilator trim	1	
-28	401 266		BOLT- (AN3-5A)	2	
	407 564		WASHER - (AN960-10)	2	
	404 887		NUT - (MS20365-1032C)	2	
-29	63913-143		HOSE	1	
-30	481 640		PULLEY - (MS24566-1B)	2	
-31	65784-00		SPRING - Electric trim	1	

When ordering, always specify Part Number, Description, and Serial Number of Aircraft

FOR INSTRUCTIONAL USE ONLY
PIPER AIRCRAFT
PA-32R-301/301T
AIRPLANE PARTS CATALOG

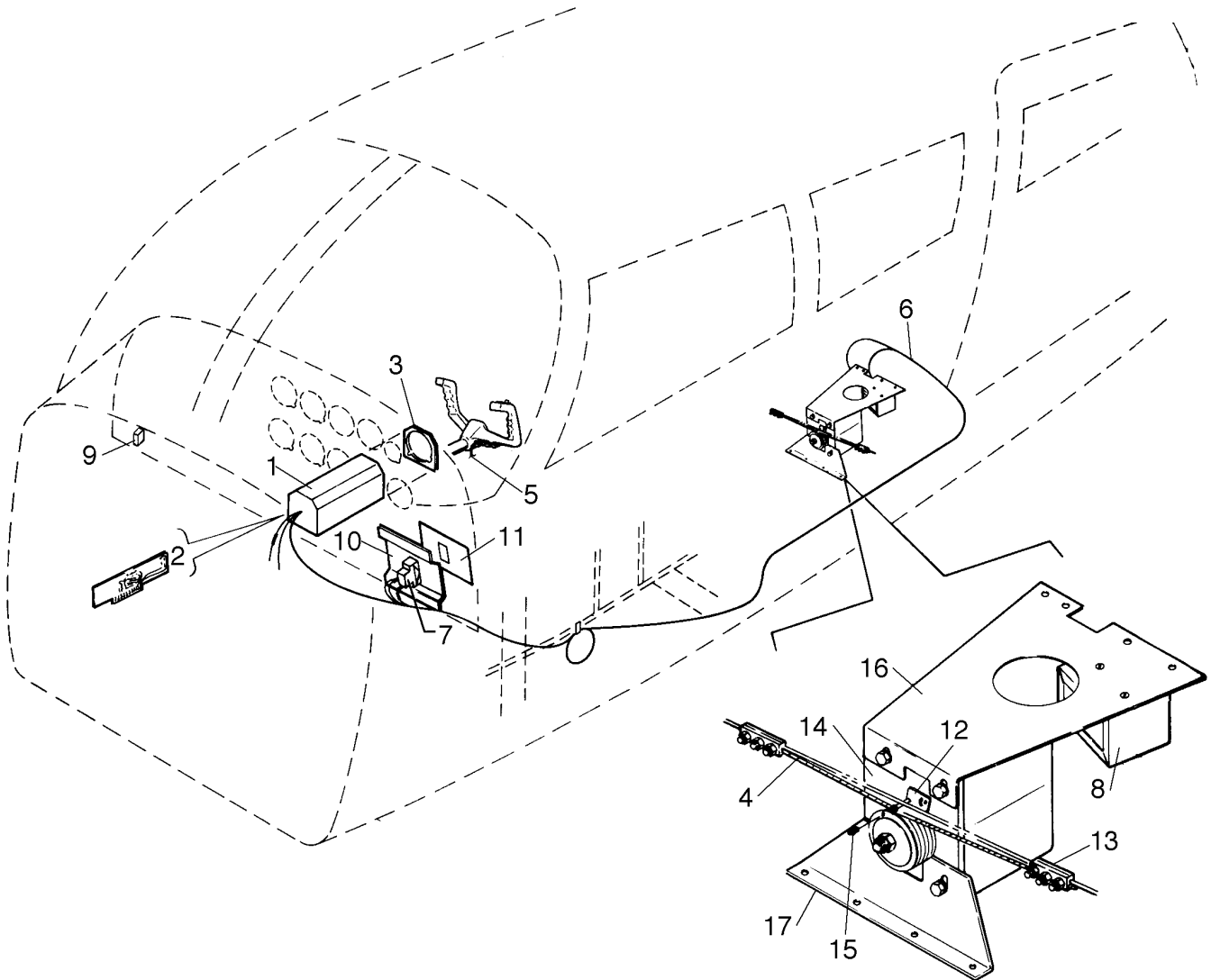


Figure 90. AutoFlite II Installation

FOR INSTRUCTIONAL USE ONLY
PIPER AIRCRAFT
PA-32R-301/301T
AIRPLANE PARTS CATALOG

CODE EXPLANATIONS FOR FIGURE 90

- A - Used if AutoFlite II without tracker is installed.
- B - Used if AutoFlite II with tracker is installed.

FOR INSTRUCTIONAL USE ONLY
PIPER AIRCRAFT
PA-32R-301/301T
AIRPLANE PARTS CATALOG

Figure and Index Number	Part Number	Code	Nomenclature	No. Req.	Serial Numbers Affected
90-	99447		DRAWING - AutoFlite II Installation		
-1	52586-02	A	INSTRUMENT - Turn and bank (52D75-3)	1	
	755 432	B	INSTRUMENT - Turn and bank (52D75-4)	1	
-2	758 188	B	* TRACKER BOARD - Printed circuit (1D628)	1	
-3	99209-00		PLATE - Turn and bank mounting	1	
-4	753 980		CABLE - Bridle (30B200)	1	
-5	763 226		CABLE ASSEMBLY - (30B364)	1	
-6	757 913		CABLE ASSEMBLY - (30C379-1)	1	
-7	487 901		SWITCH - (8134-K21A1V-50)	1	
-8	758 181		BOX - Relay (1A526)	1	
-9	454 656		CIRCUIT BREAKER - (PS50120-3-7)	1	
-10	66798-00		BRACKET - AutoFlite II	1	
-11	99448-00		PLACARD - AutoFlite II	1	
-12	751 897		GUARD - Cable (7A508-1)	1	
-13	757 863		CLAMP ASSEMBLY - Bridle cable (42A173-1)	2	
-14	762 245		SERVO - Roll (1C363-1-269R)	1	
-15	757 579		* SET SCREW - Capstan (3S326)	1	
-16	758 345		BRACKET - Servo mounting, top (7C1595)	1	
-17	758 346		BRACKET - Servo mounting, bottom (7C1596)	1	

When ordering, always specify Part Number, Description, and Serial Number of Aircraft

FOR INSTRUCTIONAL USE ONLY
PIPER AIRCRAFT
PA-32R-301/301T
AIRPLANE PARTS CATALOG

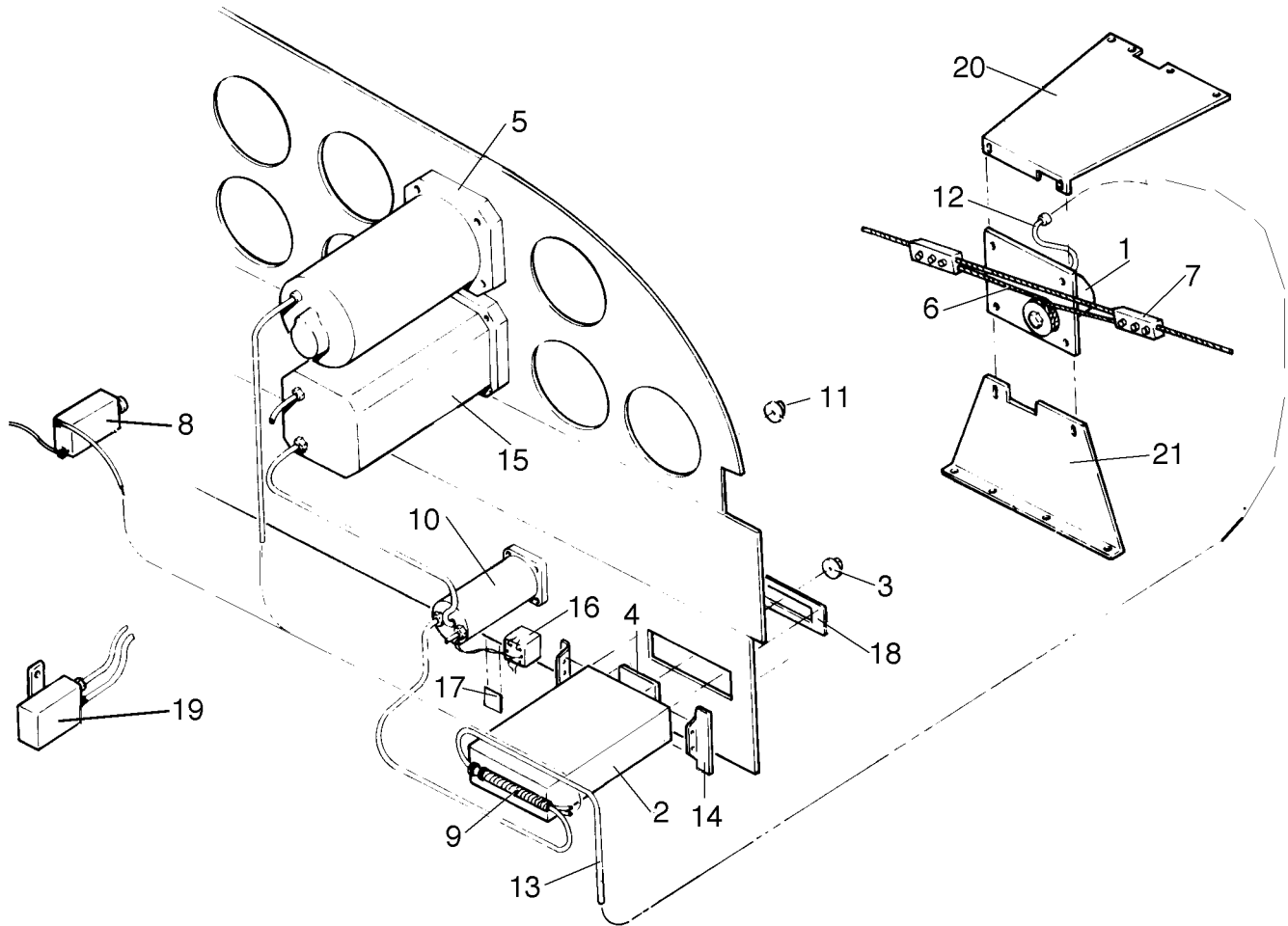


Figure 91. AutoControl III B Installation
(PA32R-301 s/n 32R-8013001 thru 32R-8013150)
(PA32R-301T s/n 32R-8029001 thru 32R-8029131)

Reissued: May 27, 1999

FOR INSTRUCTIONAL USE ONLY
PIPER AIRCRAFT
PA-32R-301/301T
AIRPLANE PARTS CATALOG

CODE EXPLANATIONS FOR FIGURE 91

- A - Used on PA-32R-301 with serial numbers 32R-8013001 to 32R-8013150 inclusive, and PA-32R-301T with serial numbers 32R-8029001 to 32R-8029131 inclusive.
- B - Used if NSD-360 Navigation Situation Indicator is installed.
- C - When ordering, specify color.

FOR INSTRUCTIONAL USE ONLY
PIPER AIRCRAFT
PA-32R-301/301T
AIRPLANE PARTS CATALOG

Figure and Index Number	Part Number	Code	Nomenclature	No. Req.	Serial Numbers Affected
91-	78250		DRAWING - AutoControl III B Installation		
-1	762 245		SERVO ASSEMBLY - Roll (1C363-1-269R)	1	
-2	758 023		CONSOLE AMPLIFIER ASSEMBLY - AutoControl III B (1C338 S/N 10001 and up)	1	
	758 078	B	CONSOLE AMPLIFIER ASSEMBLY - AutoControl III B (1C338-2)	1	
-3	757 052		* KNOB - (36A98)	1	
-4	758 024		* CIRCUIT BOARD - Face plate light (includes 4 bulbs) (1B686)	1	
-5	550 780		INSTRUMENT - Gyro horizon (32172-00) (3 inch)	1	
-6	753 980		CABLE ASSEMBLY - Bridle (30B200)	1	
-7	757 863		CLAMP ASSEMBLY - Bridle cable (42A173-1)	2	
-8	454 656		CIRCUIT PROTECTOR - (PS50120-3-7) 5 amp	1	
-9	751 987		HARNESS ASSEMBLY - Amplifier (30C198)	1	
-10	551 114		COUPLER ASSEMBLY - Omni (25690-00)	1	
	25690-02	B	COUPLER ASSEMBLY - Omni	1	
-11	757 052		* KNOB - (36A98)	1	
-12	758 001		CABLE ASSEMBLY - Roll servo (30C211-8R)	1	
-13	758 002		CABLE ASSEMBLY - Roll servo extension (30C211-156R)	1	
-14	67494-00		ANGLE - Console mounting, left	1	
	67494-01		ANGLE - Console mounting, right	1	
-15	550 778		INSTRUMENT - Directional gyro (32168-00) (3 inch)	1	
-16	688 164		SWITCH - Coupler (MTG-206P)	1	
-17	69509-00		PLACARD - Omni coupler switch	1	
-18	79560-00	C	COVER - Console amplifier	1	
-19	754 843		FILTER - Roll signal (1B440)	1	
-20	758 345		BRACKET - Servo mounting, top (7C1595)	1	
-21	758 346		BRACKET - Servo mounting, bottom (7C1596)	1	

When ordering, always specify Part Number, Description, and Serial Number of Aircraft

FOR INSTRUCTIONAL USE ONLY
PIPER AIRCRAFT
PA-32R-301/301T
AIRPLANE PARTS CATALOG

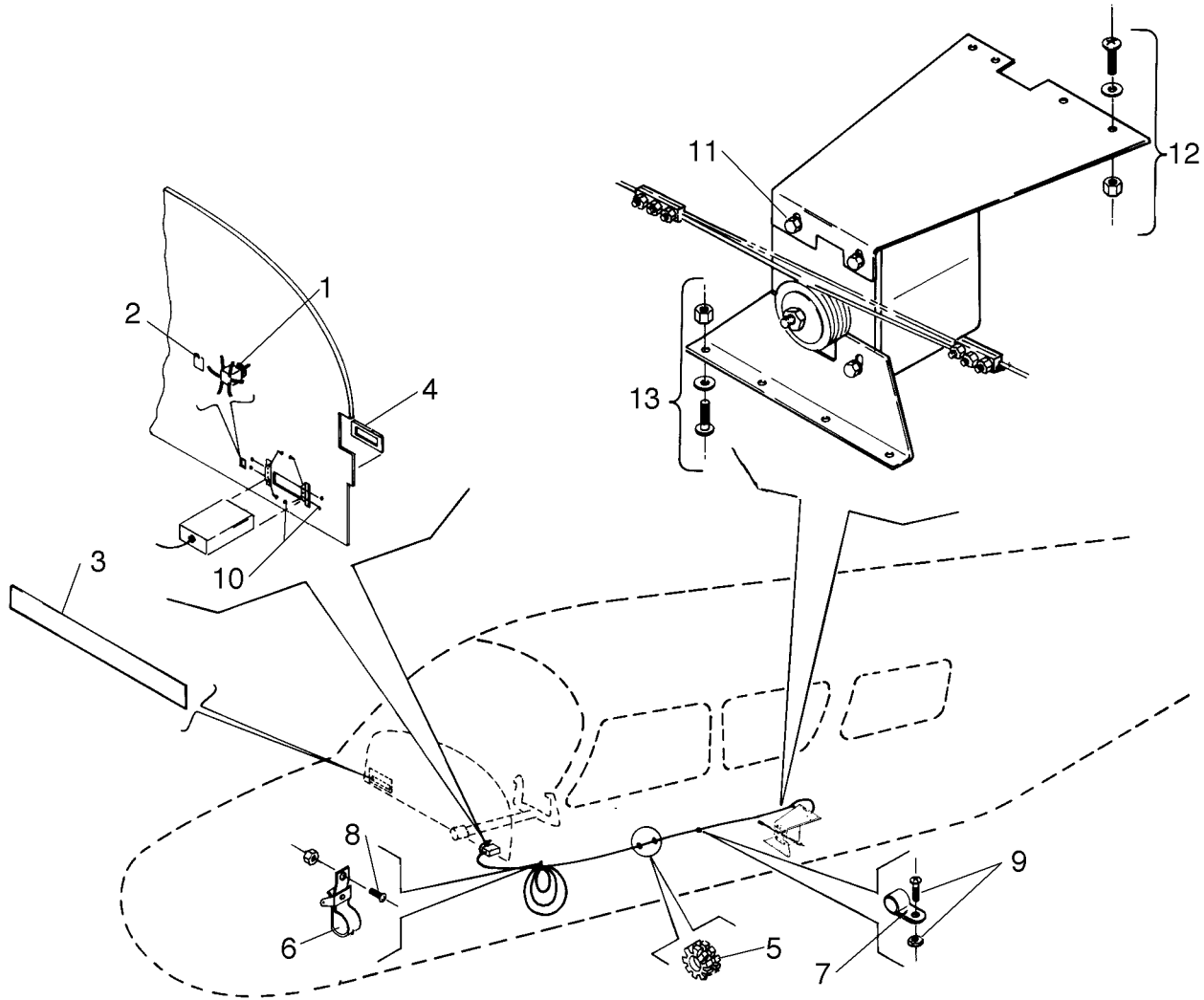


Figure 91A. Century 21 AutoPilot Installation
(PA32R-301 s/n 32R-8113001 and up)
(PA32R-301T s/n 32R-8129001 and up)

FOR INSTRUCTIONAL USE ONLY
PIPER AIRCRAFT
PA-32R-301/301T
AIRPLANE PARTS CATALOG

CODE EXPLANATIONS FOR FIGURE 91A

- A - Used on PA-32R-301 with serial numbers 32R-8113001 and up, and PA-32R-301T with serial numbers 32R-8129001 and up.
- B - This installation is relative only to associated Piper Aircraft Corporation parts that are used when installing Mitchell Century 21 AutoPilot. All Mitchell equipment and components must be procured from an authorized Mitchell Service Center or from Edo-Aire Mitchell, Post Office Box 610, Municipal Airport, Mineral Wells, Texas, 76067.

FOR INSTRUCTIONAL USE ONLY
PIPER AIRCRAFT
PA-32R-301/301T
AIRPLANE PARTS CATALOG

Figure and Index Number	Part Number	Code	Nomenclature	No. Req.	Serial Numbers Affected
91A-	39790		DRAWING - Century 21 AutoPilot Installation		
-1	688 153		SWITCH - AutoPilot (SF3GBX191)	1	
-2	87369-05		PLACARD - Nav 1 off Nav 2	1	
-3	35669-61		PLACARD - Circuit breaker panel	1	
-4	39800-02		INSERT - AutoPilot	1	
-5	63976-04		GROMMET - (12.70" L)	2	
-6	487 722		STRAP - (PS10017-3-3-6F)	1	
-7	487 608		STRAP - (PS10017-3-12-6F)	1	
-8	415 533		SCREW- (MS35206-243)	1	
	406 357		NUT - (A190-832-1)	1	
-9	415 533		SCREW- (MS35206-243)	1	
	404 910		NUT - (MS20365-832C)	1	
-10	414 693		SCREW - (MS24693-S3)	6	
	404 907		NUT - (MS20365-440)	6	
-11	401 266		BOLT - (AN3-5A)	4	
	407 564		WASHER - (AN960-10)	8	
	404 887		NUT - (MS20365-1032C)	4	
-12	414 763		SCREW - (MS24693-S50)	4	
	407 563		WASHER - (AN960-8)	4	
	404 910		NUT - (MS20365-832C)	4	
-13	415 300		SCREW - (MS27039-C808)	4	
	407 563		WASHER - (AN960-8)	4	
	404 910		NUT - (MS20365-832C)	4	

When ordering, always specify Part Number, Description, and Serial Number of Aircraft

FOR INSTRUCTIONAL USE ONLY
PIPER AIRCRAFT
PA-32R-301/301T
AIRPLANE PARTS CATALOG

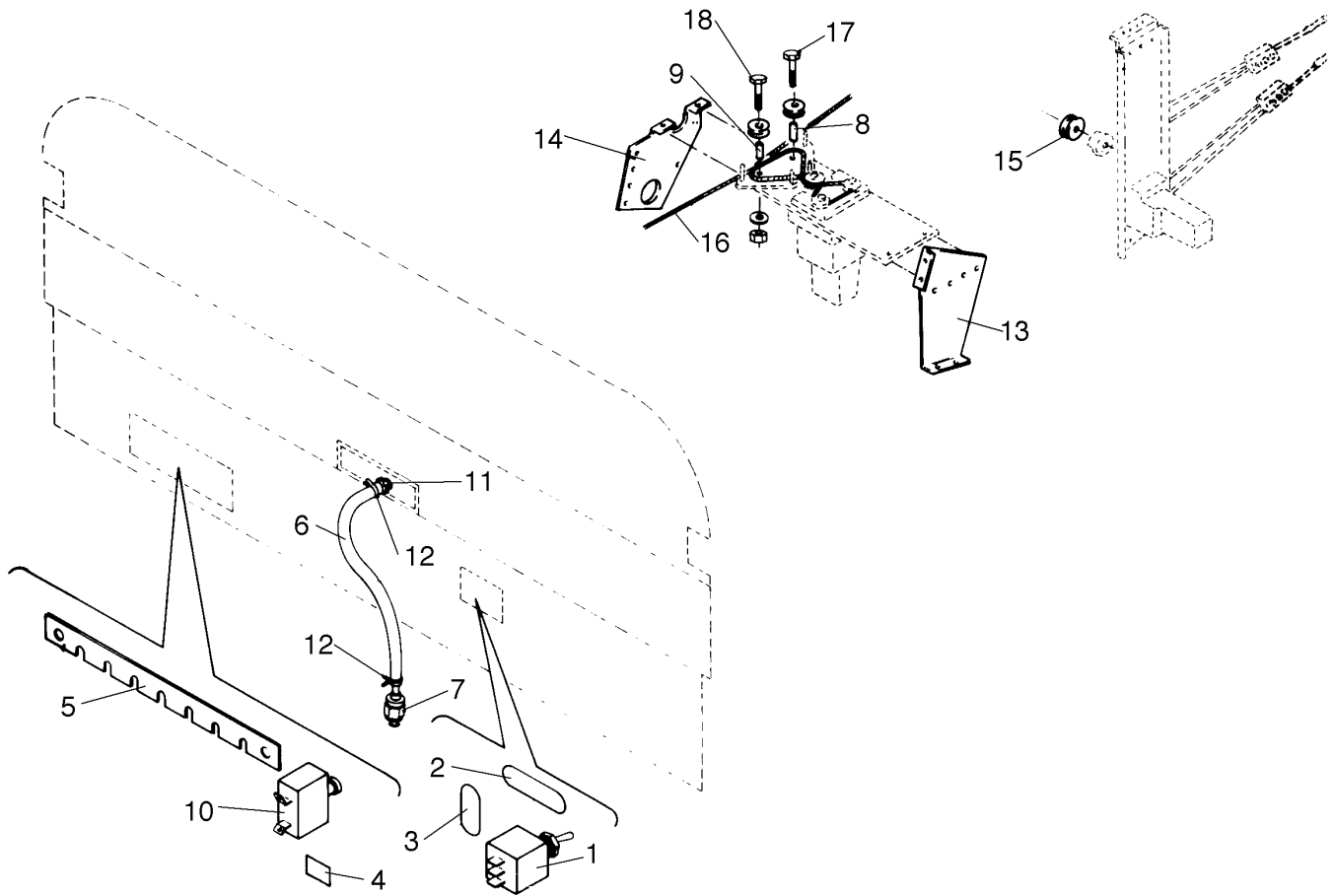


Figure 91B. Century 31 AutoPilot Installation
(PA32R-301 s/n 32R-8413007 and up)
(PA32R-301T s/n 32R-8429001 and up)

Reissued: May 27, 1999

FOR INSTRUCTIONAL USE ONLY
PIPER AIRCRAFT
PA-32R-301/301T
AIRPLANE PARTS CATALOG

CODE EXPLANATIONS FOR FIGURE 91B

- A - Used on PA-32R-301 with serial numbers 32R-8413007 and up, and PA-32R-301T with serial numbers 32R-8429001 and up.
- B - This installation is relative only to associated Piper Aircraft Corporation parts that are used when installing Mitchell Century 31 AutoPilot. All Mitchell equipment and components must be procured from an authorized Mitchell Service Center or from Edo-Aire Mitchell, Post Office Box 610, Municipal Airport, Mineral Wells, Texas, 76067.

FOR INSTRUCTIONAL USE ONLY
PIPER AIRCRAFT
PA-32R-301/301T
AIRPLANE PARTS CATALOG

Figure and Index Number	Part Number	Code	Nomenclature	No. Req.	Serial Numbers Affected
91B-	87475		DRAWING - Century 31 AutoPilot Installation		
-1	587 923		SWITCH - Pitch trim (PS10095-1)	1	
-2	87369-38		PLACARD - Electric pitch trim	1	
-3	87369-39		PLACARD - On-off	1	
-4	87369-43		PLACARD - AutoPilot	1	
-5	35208-11		BAR - Bus	1	
-6	69015-76		HOSE	1	
-7	63211-00		TUBE ASSEMBLY	2	
-8	95061-115		SPACER	1	
-9	95061-118		SPACER	1	
-10	454 681		CIRCUIT BREAKER - (PS50120-3-6)	2	
-11	476 647		NIPPLE - (AN816-3D)	1	
-12	554 861		CLAMP - (TYF-4)	2	
-13	68674-00		BRACKET ASSEMBLY - Electric trim	1	
-14	68676-00		BRACKET - Electric trim	1	
-15	481 640		PULLEY- (MS24566-1B)	3	
-16	62701-135		CABLE ASSEMBLY - Stabilator trim, forward	1	
-17	400 443		BOLT - (AN3-12A)	1	
	407 564		WASHER - (AN960-10)	1	
	404 887		NUT - (MS20365-1032C)	1	
-18	401 270		BOLT - (AN3-11A)	1	
	407 564		WASHER - (AN960-10)	1	
	404 887		NUT - (MS20365-1032C)	1	

When ordering, always specify Part Number, Description, and Serial Number of Aircraft

FOR INSTRUCTIONAL USE ONLY
PIPER AIRCRAFT
PA-32R-301/301T
AIRPLANE PARTS CATALOG

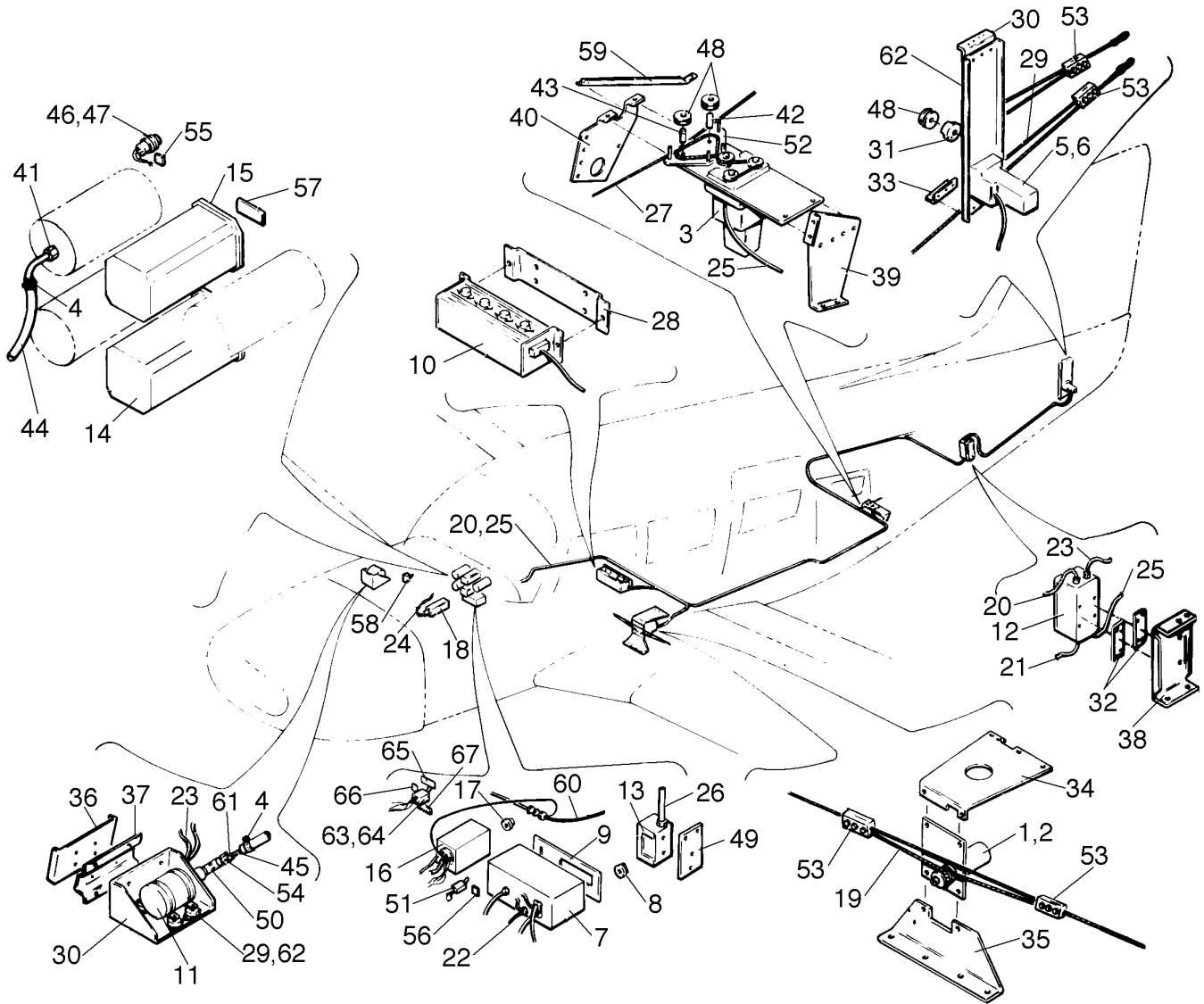


Figure 92 . AltiMatic III C Installation
(PA32R-301 s/n 32R-8013001 thru 32R-8113133)
(PA32R-301T s/n 32R-8029001 thru 32R-8129124)

FOR INSTRUCTIONAL USE ONLY
PIPER AIRCRAFT
PA-32R-301/301T
AIRPLANE PARTS CATALOG

CODE EXPLANATIONS FOR FIGURE 92

- A - Used on PA-32R-301 with serial numbers 32R-8013001 to 32R-8113133 inclusive, and PA-32R-301T with serial numbers 32R-8029001 to 32R-8129124 inclusive.
- B - Used when Glide Slope Coupler is installed.
- C - Used when Dual Omni Coupler is installed.
- D - Used if NSD-360 Navigation Situation Display Indicator is installed.
- E - Used if Pitch Trim Switch Replacement Kit 764 401 has been installed.
- F - Used if a push on-off pitch trim switch is installed.

FOR INSTRUCTIONAL USE ONLY
PIPER AIRCRAFT
PA-32R-301/301T
AIRPLANE PARTS CATALOG

Figure and Index Number	Part Number	Code	Nomenclature	No. Req.	Serial Numbers Affected
92-	38387		DRAWING - AltiMatic III C Installation		
-1	762 245		SERVO ASSEMBLY - Roll (1C363-1-269R)	1	
-2	757 579		* SET SCREW- Capstan (3S326)	1	
-3	762 251		SERVO ASSEMBLY - Trim (1C373-6-529)	1	
-4	554 861		CLAMP - (SAE TY F-4)	2	
-5	762 252		SERVO ASSEMBLY - Pitch (1C508-1-529P)	1	
-6	757 579		* SET SCREW - Capstan (3S326)	1	
-7	758 026		CONSOLE - AltiMatic III C (1D720)	1	
-8	760 899		* KNOB - Roll (36B141)	1	
-9	757 456		* PLATE - Face (13C767) (with 6 bulbs)	1	
-10	751 314		AMPLIFIER - (1C515-1)	1	
-11	751 347		ALTITUDE HOLD - (1C725) (includes 1C535-1 controller mounting brackets and shock mounts)	1	
-12	763 008		AMPLIFIER - Trim (1C709-16)	1	
-13	758 181		BOX- Relay (1A526)	1	
-14	550 778		INSTRUMENT - Directional gyro (32168-00)	1	
	596 755		INSTRUMENT - Horizontal situation indicator (NSD-360-A/52D 136-1333)	1	
-15	550 559		INSTRUMENT - Attitude gyro (32173-02)	1	
-16	551 114		COUPLER ASSEMBLY - Omni (25690-00)	1	
	25690-02	D	COUPLER ASSEMBLY - Omni	1	
-17	757 052		* KNOB - (36A98)	1	
-18	751 300		COUPLER ASSEMBLY - Glide slope (1C493)	1	
-19	753 980		CABLE ASSEMBLY - Bridle (30B200)	1	
-20	763 225		CABLE ASSEMBLY - (30D207-31)	1	
-21	763 222		CABLE ASSEMBLY - (30C174-11)	1	
-22	763 221		CABLE ASSEMBLY - (30C156-2)	1	
-23	763 270		CABLE ASSEMBLY - (30C481-1)	1	
-24	763 271		CABLE ASSEMBLY - (30C291-1)	1	
-25	763 223		CABLE ASSEMBLY - (30C481-27)	1	
-26	758 052		CABLE ASSEMBLY - (30B340-2)	1	
-27	62701-135		CABLE ASSEMBLY - Control stabilator trim, forward	1	
-28	758 443		BRACKET - Amplifier mounting (64B112-1)	1	
-29	758 079		CABLE ASSEMBLY - Bridle (30B507)	1	
-30	758 350		BRACKET - Pitch servo mounting (7B1599)	1	
-31	758 355		BRACKET - (7A972-2)	1	
-32	758 354		BRACKET - Pitch trim amplifier (7A1445)	2	
-33	758 351		BRACKET - Pitch servo mounting, bottom (7B1600)	1	
-34	758 345		BRACKET - Servo mounting, top (7C1595)	1	
-35	758 346		BRACKET - Servo mounting, bottom (7C1596)	1	
-36	758 417		BRACKET - Altitude hold (7C1863)	1	
-37	758 405		BRACKET - Altitude hold (7B1774-1)	1	
-38	758 404		BRACKET - Pitch trim amplifier (7C1786)	1	
-39	68674-00		BRACKET - Pitch trim servo mounting	1	
-40	68676-00		BRACKET - Pitch trim servo mounting	1	
-41	63211-00		TUBE ASSEMBLY - Static	1	
-42	95061-115		BUSHING - Pitch trim servo	1	
-43	95061-118		BUSHING - Pitch trim servo	1	
-44	63913-197		HOSE - Static (62.00" L)	1	
-45	79636-04		TUBE - Altitude hold	1	
-46	596 244	B	LIGHT ASSEMBLY - (30B412-1)	1	
-47	761 173	B	* LAMP - (65S16)	1	

When ordering, always specify Part Number, Description, and Serial Number of Aircraft

FOR INSTRUCTIONAL USE ONLY
PIPER AIRCRAFT
PA-32R-301/301T
AIRPLANE PARTS CATALOG

Figure and Index Number	Part Number	Code	Nomenclature	No. Req.	Serial Numbers Affected
92 -48	481 640		PULLEY - (MS24566-1B)	3	
-49	758 416		BRACKET - Relay box (7B1822)	1	
-50	458 893		ELBOW - (AN822-3D)	1	
-51	487 829	C	SWITCH - Omni coupler (8867K1)	1	
-52	751 906		GUARD - Cable (7A546)	1	
-53	757 863		CLAMP ASSEMBLY - Bridle cable (42A173-1)	4	
-54	477 611		NUT - (AN818-3D)	1	
-55	69669-40	B	PLACARD - Glide slope coupler	1	
-56	96734-02	C	PLACARD - Omni coupler	1	
-57	763 418		PLACARD - Conduct trim check (13A660-1)	1	
-58	454 656		CIRCUIT PROTECTOR - (PS50120-3-7)	1	
-59	758 419		BRACKET - Pitch trim servo (7B1504)	1	
-60	596 236	B	CABLE ASSEMBLY - (30B295-1)	1	
-61	486 896		SLEEVE - (MS20819-3D)	1	
-62	758 348		BRACKET - Pitch servo mounting (7D1601)	1	
-63	764 401		PITCH TRIM SWITCH REPLACEMENT KIT	1	
-64	587 923	E	* SWITCH - Electric trim	1	
-65	87369-38	E	* PLACARD - Pitch trim	1	
-66	87369-39	E	* PLACARD - On-off	1	
-67	67490-02	F	PLACARD - Electric pitch trim	1	

When ordering, always specify Part Number, Description, and Serial Number of Aircraft

FOR INSTRUCTIONAL USE ONLY
PIPER AIRCRAFT
PA-32R-301/301T
AIRPLANE PARTS CATALOG

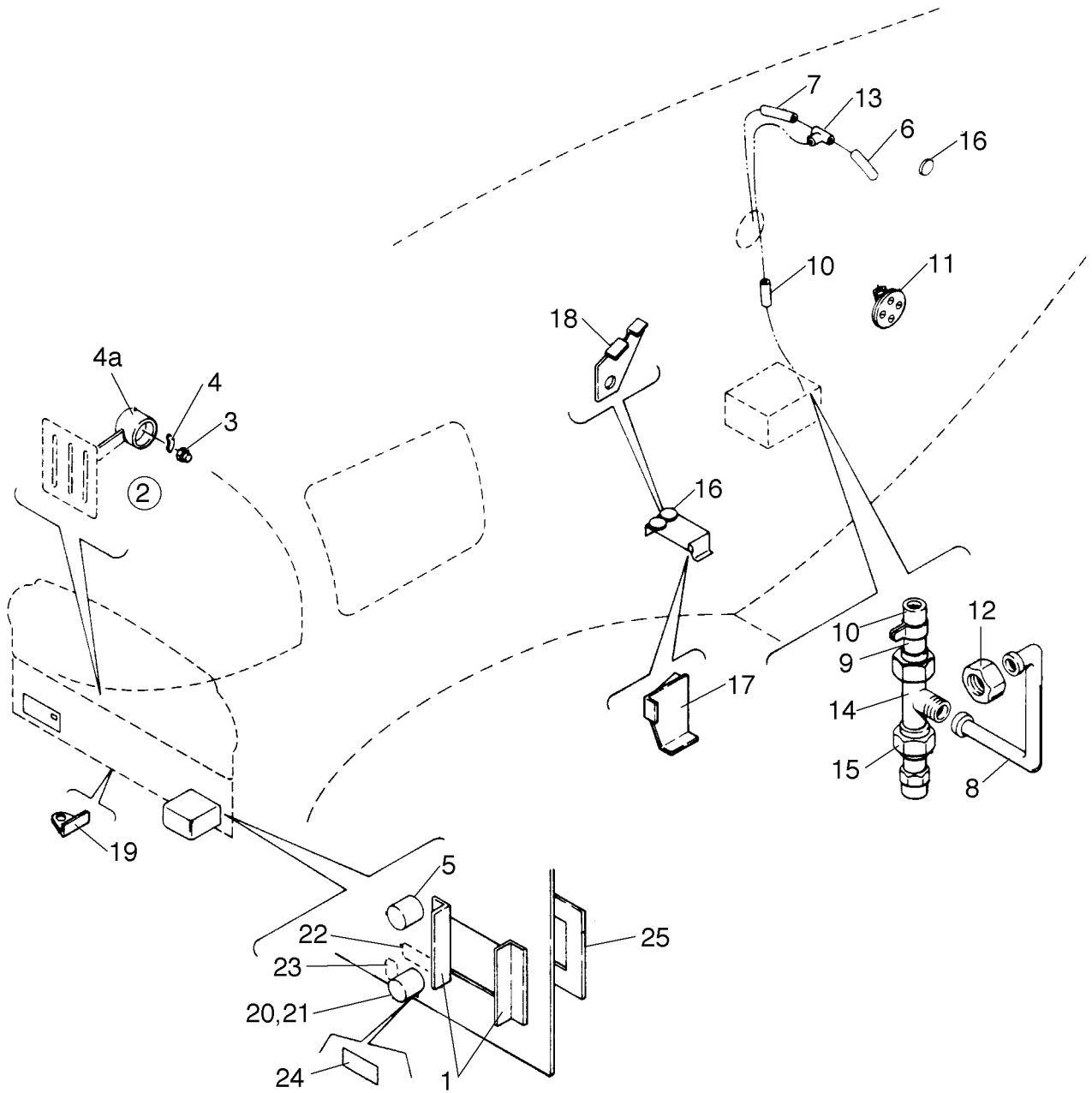


Figure 92A. Century 41 AutoPilot Installation
(PA32R-301 s/n 32R-8113001 and up)
(PA32R-301T s/n 32R-8129001 and up)

FOR INSTRUCTIONAL USE ONLY
PIPER AIRCRAFT
PA-32R-301/301T
AIRPLANE PARTS CATALOG

CODE EXPLANATIONS FOR FIGURE 92A

- A - Used on PA-32R-301 with serial numbers 32R-8113001 and up, and PA-32R-301T with serial numbers 32R-8129001 and up.
- B - This installation is relative only to associated Piper Aircraft Corporation parts that are used when installing Mitchell Century 41 AutoPilot. All Mitchell equipment and components must be procured from an authorized Mitchell Service Center or from Edo-Aire Mitchell, Post Office Box 610, Municipal Airport, Mineral Wells, Texas, 76067.
- C - Used with single cue or double cue attitude gyro.
- D - Used with single cue attitude gyro.
- E - Used on PA-32R-301 with serial numbers 32R-8013001 to 32R-8213031 inclusive, and PA-32R-301T with serial numbers 32R-8029001 to 32R-8229033 inclusive.
- F - Used on PA-32R-301 with serial numbers 32R-8213032 and up, and PA-32R-301T with serial numbers 32R-8229034 and up. Also used on PA-32R-301 with serial numbers 32R-8013001 to 32R-8213031 inclusive, and PA-32R-301T with serial numbers 32R-8029001 to 32R-8229033 inclusive if Pitch Trim Switch Replacement Kit 764 401 has been installed.
- G - Used if a push on-off switch is installed.

FOR INSTRUCTIONAL USE ONLY
PIPER AIRCRAFT
PA-32R-301/301T
AIRPLANE PARTS CATALOG

Figure and Index Number	Part Number	Code	Nomenclature	No. Req.	Serial Numbers Affected
92A-	39782		DRAWING - Century 41 AutoPilot Installation		
-1	39785-02		ANGLE - Programmer support	2	
-2	36844-05	C	SWITCH ASSEMBLY - Go around	1	
-3	588 085	C	* SWITCH - (39-3)	1	
-4	78237-00	C	* PLACARD - Go around	1	
-4a	36530-02	C	* KNOB - Throttle	1	
-5	39802-02	D	SWITCH ASSEMBLY - Attitude gyro	1	
-6	95153-20		TUBE ASSEMBLY - Left	1	
-7	95153-79		TUBE ASSEMBLY - Right	1	
-8	95153-105		TUBE ASSEMBLY - Static air	1	
-9	67700-160		TUBE ASSEMBLY - Static air	1	
-10	63913-36		HOSE - Static	1	
-11	78039-00		FITTING ASSEMBLY - Static line vent	2	
-12	477 646		FITTING - Static line (9021)	1	
-13	488 315		TEE - (AN824-3D)	1	
-14	488 310		TEE - (MS20826-3D)	1	
-15	455 173		COUPLING - (AN910-1D)	1	
-16	481 640		PULLEY - (MS24566-1B)	3	
-17	68674-00		BRACKET ASSEMBLY - Pitch trim	1	
-18	68676-00		BRACKET - Pitch trim	1	
-19	35672-02		BRACKET - Horn	1	
-20	764 401	E	PITCH TRIM SWITCH REPLACEMENT KIT	1	
-21	587 923	F	* SWITCH - Electric trim	1	
-22	87369-38	F	* PLACARD - Pitch trim	1	
-23	87369-39	F	* PLACARD - On-off	1	
-24	67490-02	G	PLACARD - Electric pitch trim	1	
-25	39800-02		INSERT - AutoPilot	1	

When ordering, always specify Part Number, Description, and Serial Number of Aircraft

FOR INSTRUCTIONAL USE ONLY
PIPER AIRCRAFT
PA-32R-301/301T
AIRPLANE PARTS CATALOG

CODE EXPLANATIONS FOR FIGURE 92B

- A - This installation is relative only to associated Piper Aircraft Corporation parts that are used when installing King KFC-200 AutoPilot/Flight Director. All King equipment and components must be procured from King Radio Corporation, 400 N. Rogers Road, Olathe, Kansas, 66061.
- B - Used if a Flight Director is installed.

FOR INSTRUCTIONAL USE ONLY
PIPER AIRCRAFT
PA-32R-301/301T
AIRPLANE PARTS CATALOG

Figure and Index Number	Part Number	Code	Nomenclature	No. Req.	Serial Numbers Affected
92B-	36871		DRAWING - King KFC-200 AutoPilot Installation		
-1	36844-04	B	SWITCH ASSEMBLY - Go around	1	
-2	588 085	B	* SWITCH - (39-3)	1	
-3	78237-00	B	* PLACARD - Go around	1	
-4	36530-02	B	* KNOB - Throttle	1	
-5	63913-12		HOSE - (4.00" L)	1	
-6	63913-191		HOSE - (6.00" L)	1	
-7	67700-393		TUBE ASSEMBLY	1	
-8	95153-20		TUBE ASSEMBLY - Left	1	
-9	95153 79		TUBE ASSEMBLY - Right	1	
-10	63913-59		HOSE - (43.00" L)	1	
-11	79636-04		TUBE	1	
-12	78039-00		FITTING ASSEMBLY - Vent	2	
-13	63913-180		HOSE - (6.50" L)	1	
-14	63913-181		HOSE - (7.00" L)	1	
-15	554 888		CLAMP - (SAE TY F-6)	3	
-16	554 861		CLAMP - (SAE TY F-4)	3	
-17	451 881		ADAPTER - (1K10-2-4)	1	
-18	451 939		ADAPTER - (1K10-4-6)	1	
-19	460 836		FITTING - (1K31-1)	1	
-20	96268-00		PLUG ASSEMBLY	2	
-21	458 888		ELBOW - (MS20823-3D)	2	
-22	488 315		TEE - (AN824-3D)	1	
-23	486 896		SLEEVE - (MS20819-3D)	1	
	477 611		NUT - (AN818-3D)	1	
-24	401 310		BOLT - (AN4-10A)	1	
-25	35669-110		PLACARD - Compass system	1	

When ordering, always specify Part Number, Description, and Serial Number of Aircraft

FOR INSTRUCTIONAL USE ONLY
PIPER AIRCRAFT
PA-32R-301/301T
AIRPLANE PARTS CATALOG

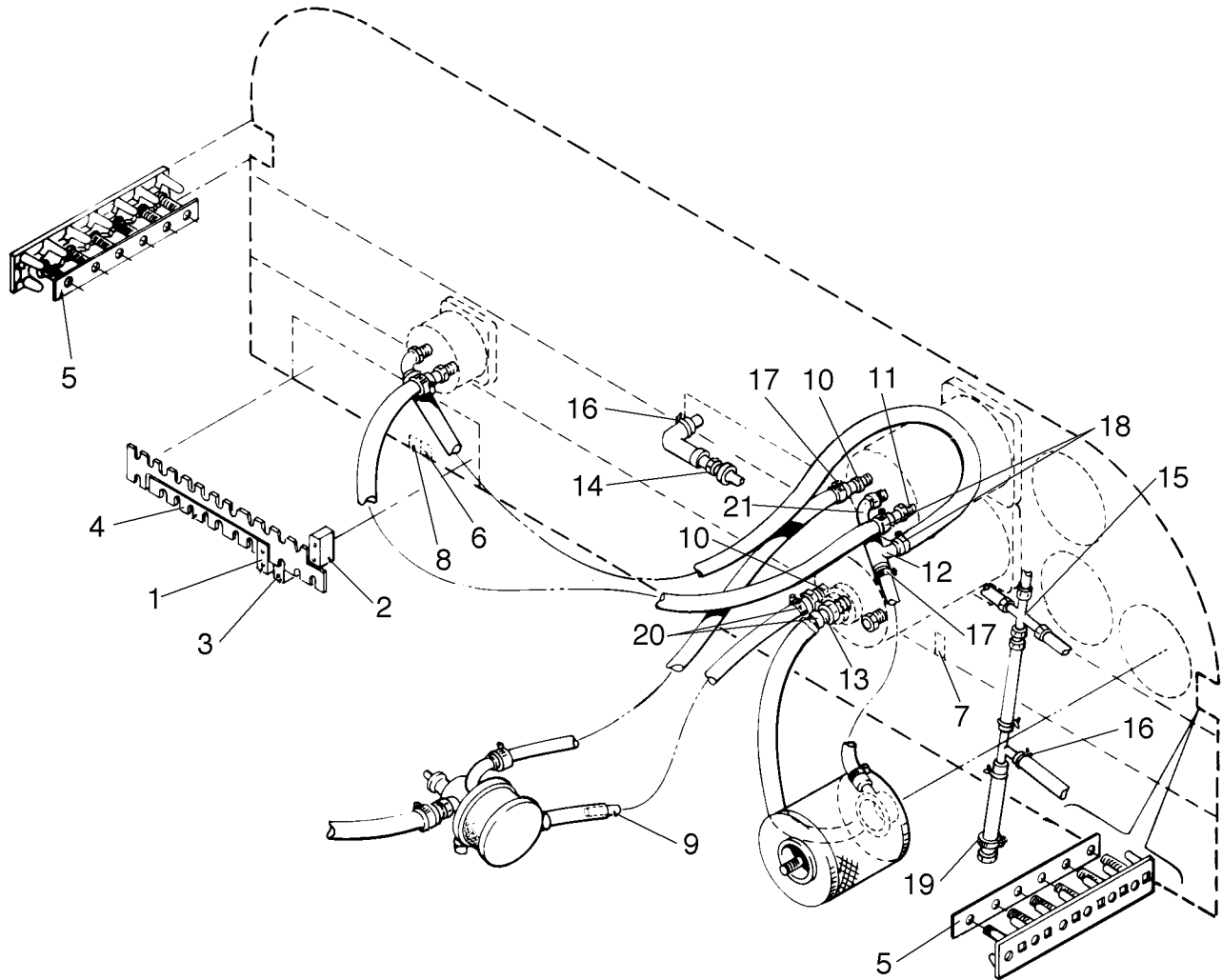


Figure 92C. King KAP 100/150/KFC 150 AutoPilot Installation
(PA32R-301 s/n 32R-8413001 and up)
(PA32R-301T s/n 32R-8429001 and up)
(See Code A)

FOR INSTRUCTIONAL USE ONLY
PIPER AIRCRAFT
PA-32R-301/301T
AIRPLANE PARTS CATALOG

CODE EXPLANATIONS FOR FIGURE 92C

- A - This installation is relative only to associated Piper Aircraft Corporation parts that are used when installing King KAP100/150/KFC 150 AutoPilot. All King equipment and components must be procured from King Radio Corporation, 400 N. Rogers Road, Olathe, Kansas, 66061.
- B - Used on PA-32R-301 with serial numbers 32R-8413001 and up, and PA-32R-301T with serial numbers 32R-8429001 and up.

FOR INSTRUCTIONAL USE ONLY
PIPER AIRCRAFT
PA-32R-301/301T
AIRPLANE PARTS CATALOG

Figure and Index Number	Part Number	Code	Nomenclature	No. Req.	Serial Numbers Affected
92C-	39880		DRAWING - King KAP 100/150/KFC 150 AutoPilot Installation		
-1	454 657		CIRCUIT BREAKER - AutoPilot, 10 amp (PS50120-3-12)	1	
-2	454 656		CIRCUIT BREAKER - Pitch trim, 5 amp (PS50120-3-7)	1	
-3	454 706		CIRCUIT BREAKER - Compass system, 5 amp (PS50120-1-2)	1	
-4	35208-11		BAR - Bus	1	
-5	35207-04		BAR - Bus	2	
-6	35669-110		PLACARD - Compass system	1	
-7	87369-40		PLACARD - Nav 1/Nav 2	1	
-8	87369-43		PLACARD - AutoPilot	1	
-9	96268-00		PLUG ASSEMBLY	1	
-10	451 939		ADAPTER - (1K10-4-6)	2	
-11	451 881		ADAPTER - (1K10-2-4)	1	
-12	560 835		TEE - (1K31-4-6-4)	1	
-13	558 913		ELBOW - (1K9-4-6)	1	
-14	491 049		UNION - (AN815-3D)	1	
-15	455 417		CROSS - (AN827-3D)	1	
-16	454 806		CLAMP - (SAE TY E-7)	4	
-17	554 888		CLAMP - (SAE TY F-6)	2	
-18	554 861		CLAMP - (SAE TY F-4)	2	
-19	554 575		CLAMP - (PS10017-23-4)	1	
-20	554 598		CLAMP - (NAS397-12)	2	
-21	458 840		ELBOW - (AN915-2D)	1	

When ordering, always specify Part Number, Description, and Serial Number of Aircraft

FOR INSTRUCTIONAL USE ONLY
PIPER AIRCRAFT
PA-32R-301/301T
AIRPLANE PARTS CATALOG

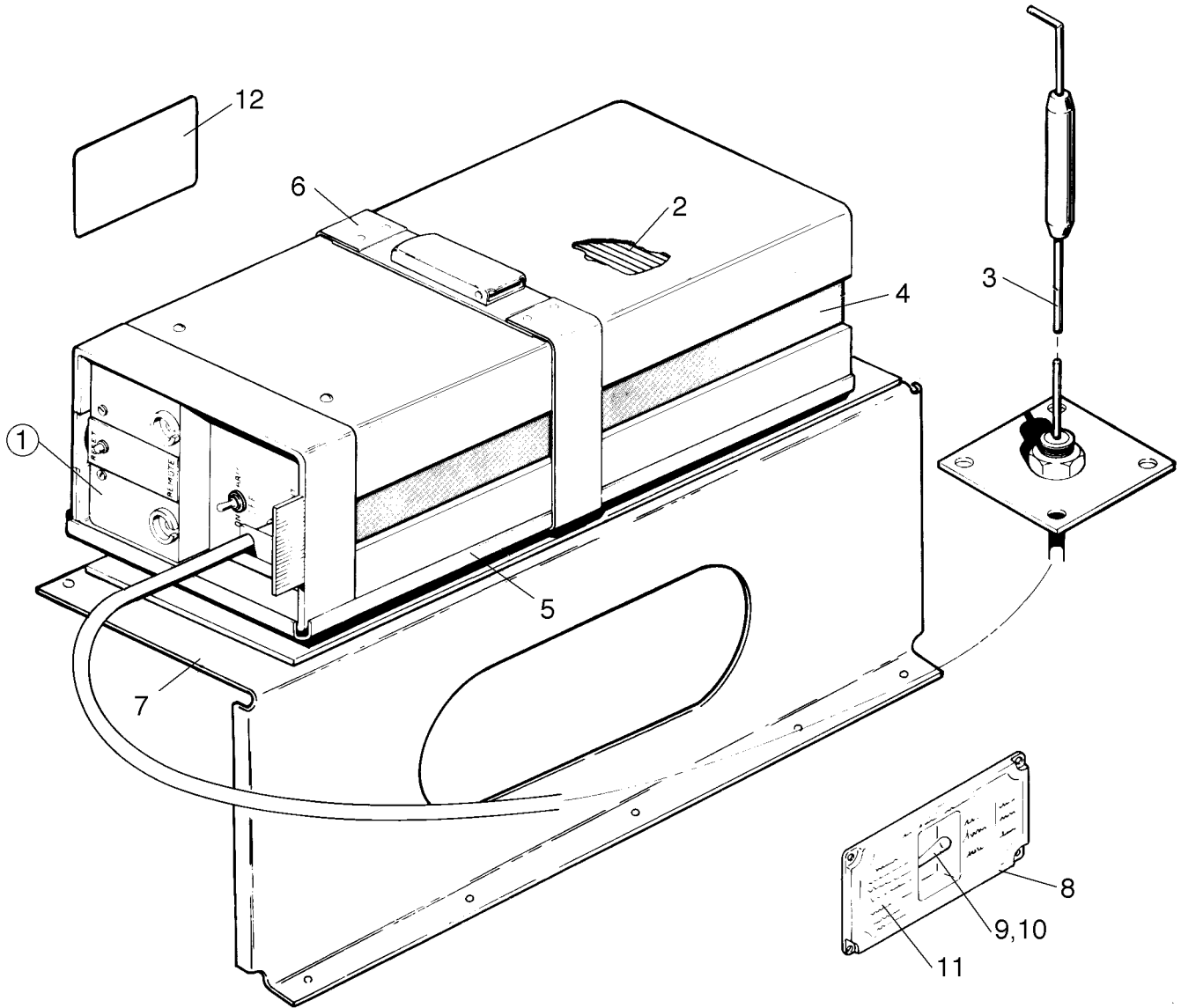


Figure 93. Piper Automatic Locator (ELT 10) Installation
(Narco Avionics)

Reissued: May 27, 1999

FOR INSTRUCTIONAL USE ONLY
PIPER AIRCRAFT
PA-32R-301/301T
AIRPLANE PARTS CATALOG

CODE EXPLANATIONS FOR FIGURE 93

A - When ordering, specify color.

FOR INSTRUCTIONAL USE ONLY
PIPER AIRCRAFT
PA-32R-301/301T
AIRPLANE PARTS CATALOG

Figure and Index Number	Part Number	Code	Nomenclature	No. Req.	Serial Numbers Affected
93-	36632		DRAWING - Emergency Locator Transmitter Installation (Narco ELT 10)		
-1	597 461		TRANSMITTER ASSEMBLY - Automatic locator (ELT 10) (includes alkaline battery pack)	1	
-2	758 452		* BATTERY PACK - Transmitter assembly - (57674-0001)	1	
-3	597 257		* ANTENNA ASSEMBLY - ELT (01652-0101)	1	
-4	763 019		* ANTENNA - Blade, portable (57667-0001)	1	
-5	758 453		* BASE - Transmitter assembly (57666-0001)	1	
-6	762 357		* STRAP - Transmitter assembly (57682-0101)	1	
-7	99887-06		BRACKET ASSEMBLY - Emergency locator transmitter	1	
-8	79463-00	A	COVER - ELT switch	1	
-9	79599-00		SWITCH AND HARNESS ASSEMBLY - ELT	1	
-10	588 011		* SWITCH - (8E1011)	1	
-11	35669-132		PLACARD - Warning	1	
-12	35669-105		PLACARD - ELT location	1	

When ordering, always specify Part Number, Description, and Serial Number of Aircraft

FOR INSTRUCTIONAL USE ONLY
PIPER AIRCRAFT
PA-32R-301/301T
AIRPLANE PARTS CATALOG

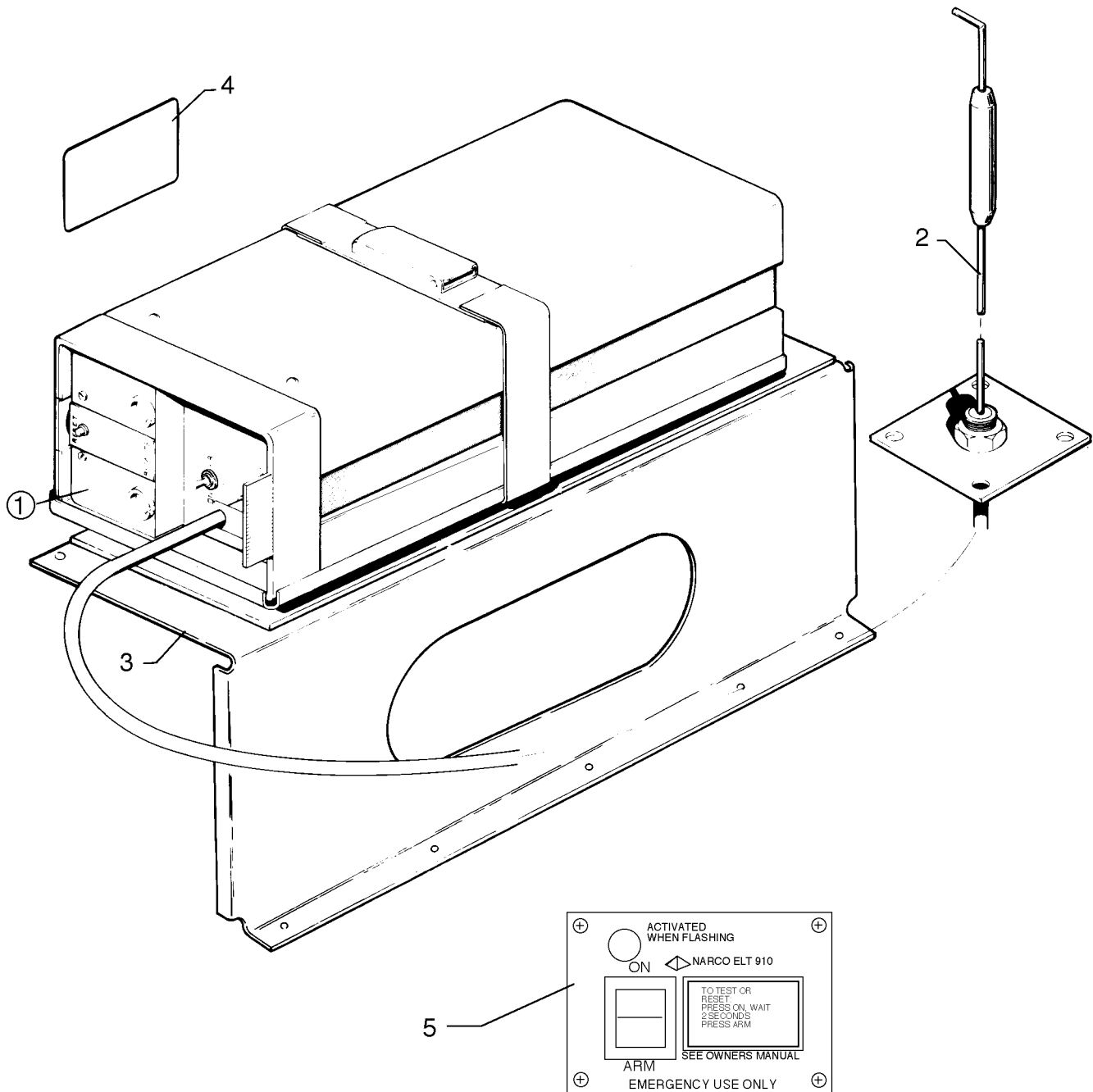


Figure 93A. Piper Automatic Locator (ELT 910) Installation
(Narco Avionics)

FOR INSTRUCTIONAL USE ONLY
PIPER AIRCRAFT
PA-32R-301/301T
AIRPLANE PARTS CATALOG

CODE EXPLANATIONS FOR FIGURE 93A

FOR INSTRUCTIONAL USE ONLY
PIPER AIRCRAFT
PA-32R-301/301T
AIRPLANE PARTS CATALOG

Figure and Index Number	Part Number	Code	Nomenclature	No. Req.	Serial Numbers Affected
93A-	06292		DRAWING - Emergency Locator Transmitter Installation (Narco ELT 910)		
-1	689 970		TRANSMITTER ASSEMBLY - Emergency locator (ELT 910) with battery pack and mounting tray (01475-0101)	1	
-2	597 257		ANTENNA - (01652-0101)	1	
-3	99887-07		BRACKET ASSEMBLY - Emergency locator transmitter	1	
-4	35669-105		PLACARD - ELT location	1	
-5	688 404		SWITCH ASSEMBLY - Remote (56988-0101)	1	

When ordering, always specify Part Number, Description, and Serial Number of Aircraft

Reissued: May 27, 1999

FOR INSTRUCTIONAL USE ONLY
PIPER AIRCRAFT
PA-32R-301/301T
AIRPLANE PARTS CATALOG

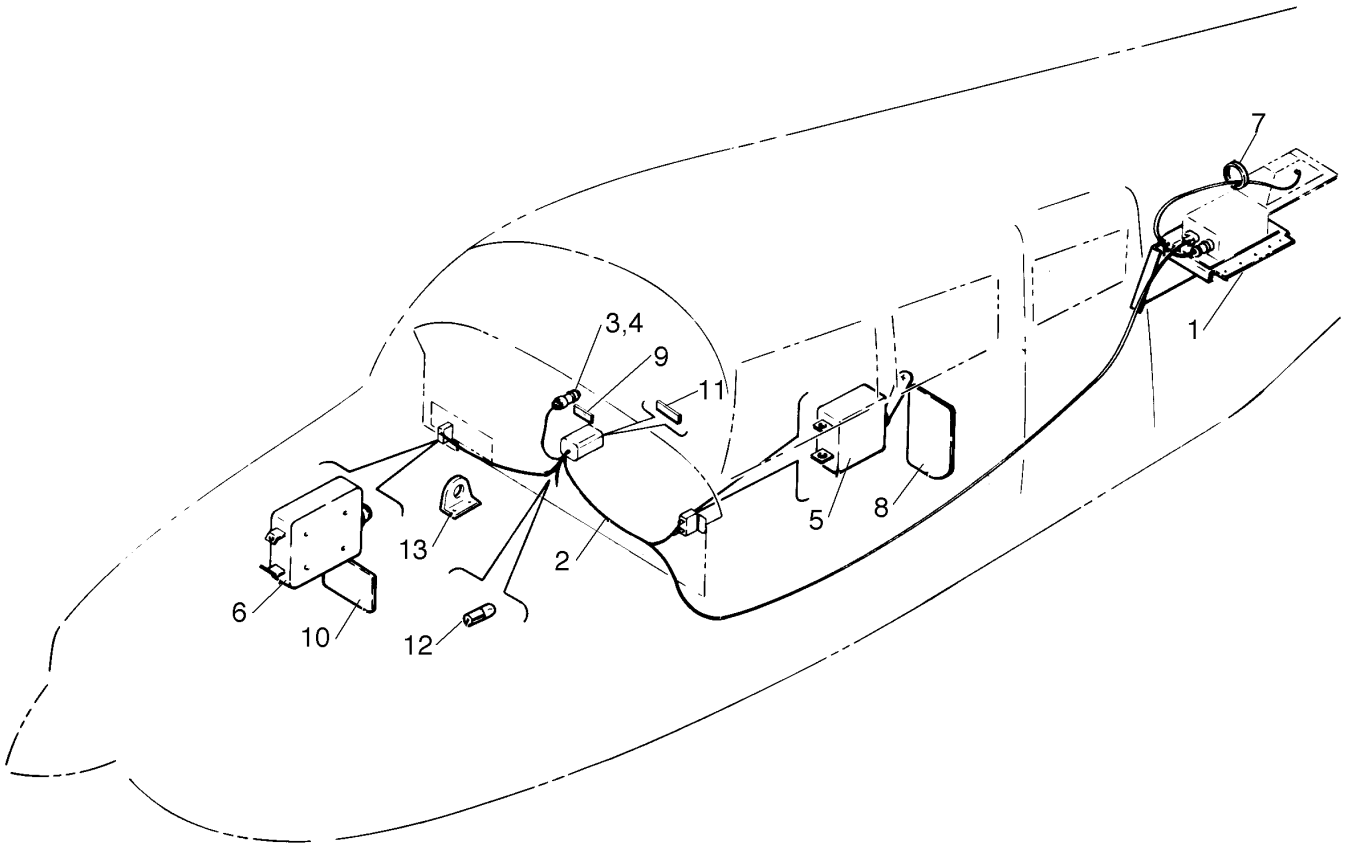


Figure 94. Radar Altimeter Installation (Bonzer)

Reissued: May 27, 1999

FOR INSTRUCTIONAL USE ONLY
PIPER AIRCRAFT
PA-32R-301/301T
AIRPLANE PARTS CATALOG

CODE EXPLANATIONS FOR FIGURE 94

A - Used if air conditioning is installed.

FOR INSTRUCTIONAL USE ONLY
PIPER AIRCRAFT
PA-32R-301/301T
AIRPLANE PARTS CATALOG

Figure and Index Number	Part Number	Code	Nomenclature	No. Req.	Serial Numbers Affected
94-	37693		DRAWING - Radar Altimeter Installation (Bonzer)		
-1	37693-04		SUPPORT - Radar altimeter transmitter	1	
-2	37694-02		HARNES ASSEMBLY - Radar altimeter	1	
-3	761 198		* LAMP ASSEMBLY - (136-0020-00)	1	
-4	472 054		* LAMP - (PS10008-330)	1	
-5	587 923		* SWITCH - (PS10095-1)	1	
-6	454 714		CIRCUIT BREAKER - (PS50120-2-1) 5 amp	1	
-7	63186-12		MOULDING	1	
-8	69669-97		PLACARD - Radar altimeter "ON-OFF"	1	
-9	69669-95		PLACARD - Radar altimeter "OFF" for "TAKE-OFF"	1	
-10	69669-96		PLACARD - Radar altimeter	1	
-11	69669-114	A	PLACARD - Warning	1	
-12	472 054		LAMP - (PS10008-330)	1	
-13	35672-02		BRACKET- Horn	1	

When ordering, always specify Part Number, Description, and Serial Number of Aircraft

FOR INSTRUCTIONAL USE ONLY
PIPER AIRCRAFT
PA-32R-301/301T
AIRPLANE PARTS CATALOG

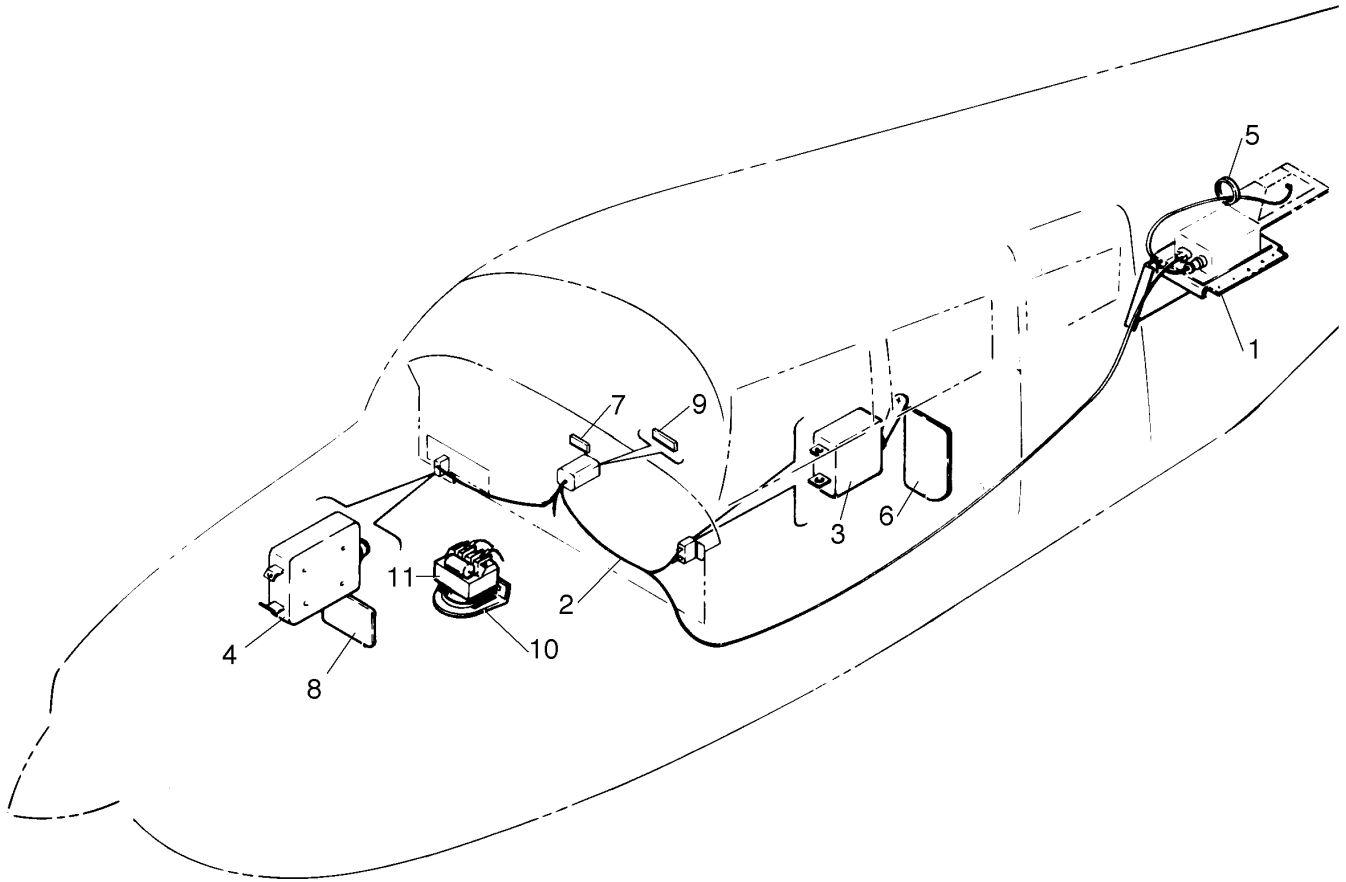


Figure 95. Radar Altimeter Installation (King)

FOR INSTRUCTIONAL USE ONLY
PIPER AIRCRAFT
PA-32R-301/301T
AIRPLANE PARTS CATALOG

CODE EXPLANATIONS FOR FIGURE 95

A - Used if air conditioning is installed.

FOR INSTRUCTIONAL USE ONLY
PIPER AIRCRAFT
PA-32R-301/301T
AIRPLANE PARTS CATALOG

Figure and Index Number	Part Number	Code	Nomenclature	No. Req.	Serial Numbers Affected
95-	36973		DRAWING - Radar Altimeter Installation (King)		
-1	36973-06		SUPPORT - Radar altimeter transmitter	1	
-2	36970-02		HARNES ASSEMBLY - Radar altimeter	1	
-3	587 923		* SWITCH - (PS10095-1)	1	
-4	454 706		CIRCUIT BREAKER - (PS50120-1-2) 5 amp	1	
-5	63186-23		MOULDING	1	
-6	69669-97		PLACARD - Radar altimeter "ON-OFF"	1	
-7	69669-95		PLACARD - Radar altimeter "OFF" for "TAKE-OFF"	1	
-8	69669-96		PLACARD - Radar altimeter	1	
-9	69669-114	A	PLACARD - Warning	1	
-10	35672-02		BRACKET- Horn	1	
-11	565 367		HORN - Warning (SC-628)	1	

When ordering, always specify Part Number, Description, and Serial Number of Aircraft

FOR INSTRUCTIONAL USE ONLY
PIPER AIRCRAFT
PA-32R-301/301T
AIRPLANE PARTS CATALOG

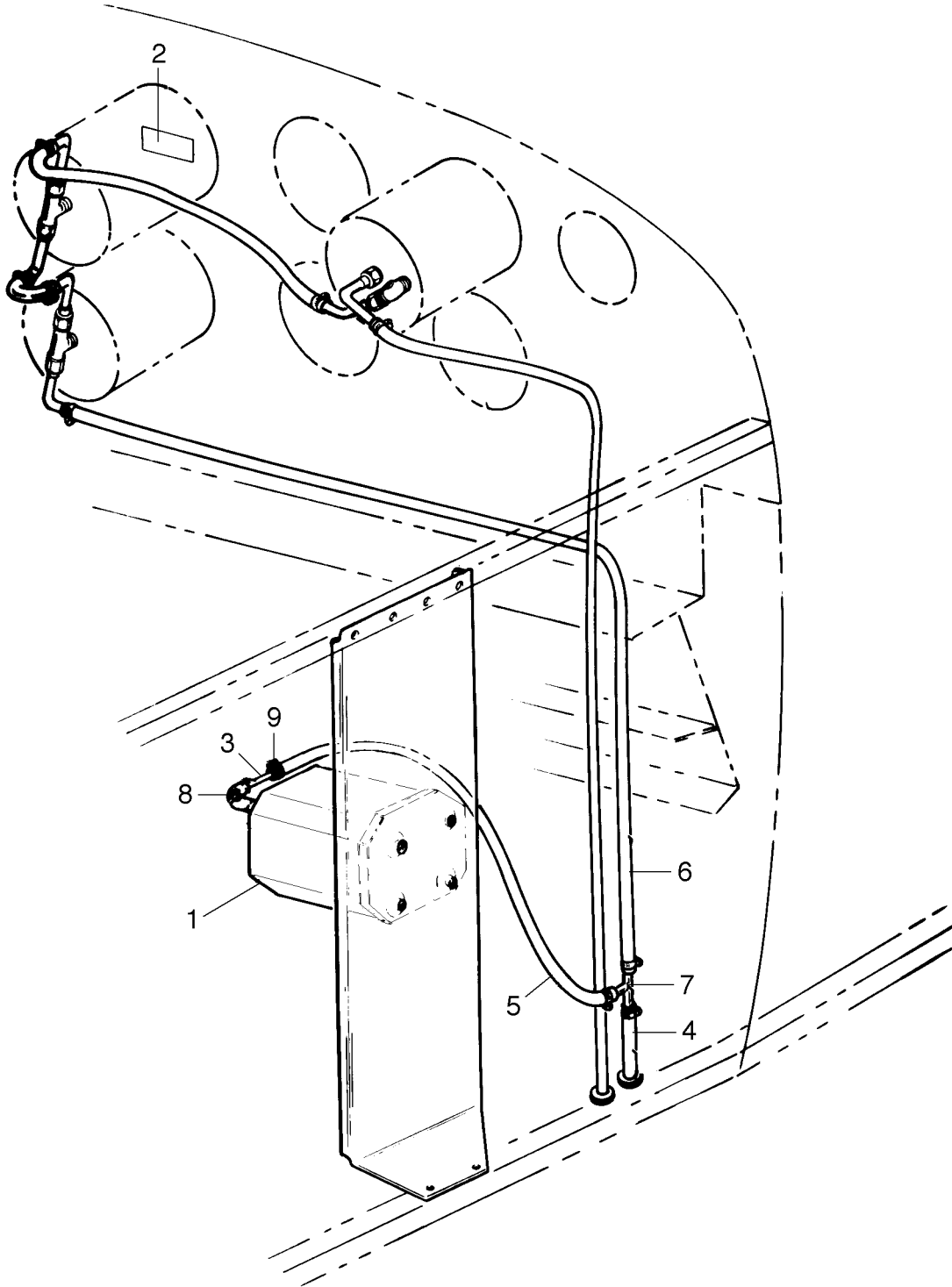


Figure 96. Encoder Installation (Narco - AR850 and United - 5125-P3)

Reissued: May 27, 1999

FOR INSTRUCTIONAL USE ONLY
PIPER AIRCRAFT
PA-32R-301/301T
AIRPLANE PARTS CATALOG

CODE EXPLANATIONS FOR FIGURE 96

FOR INSTRUCTIONAL USE ONLY
PIPER AIRCRAFT
PA-32R-301/301T
AIRPLANE PARTS CATALOG

Figure and Index Number	Part Number	Code	Nomenclature	No. Req.	Serial Numbers Affected
96-	69875		DRAWING - Encoder Installation (Narco-AR 850 and United-5125-P3)		
-1	599 012		ALTITUDE REPORTER - Narco (PS50040-30-5)	1	
	597 426		ALTITUDE REPORTER - United (PS50040-30-4)	1	
-2	35669-154		PLACARD - Altitude reporter installed	1	
-3	67700-160		TUBE ASSEMBLY - Altitude reporter	1	
-4	63913-34		HOSE	1	
-5	63913-37		HOSE	1	
-6	63913-115		HOSE	1	
-7	68193-07		TEE	1	
-8	458 893		ELBOW- (AN822-3D)	1	
-9	554 861		CLAMP - (SAE TY F-4)	4	

When ordering, always specify Part Number, Description, and Serial Number of Aircraft

FOR INSTRUCTIONAL USE ONLY
PIPER AIRCRAFT
PA-32R-301/301T
AIRPLANE PARTS CATALOG

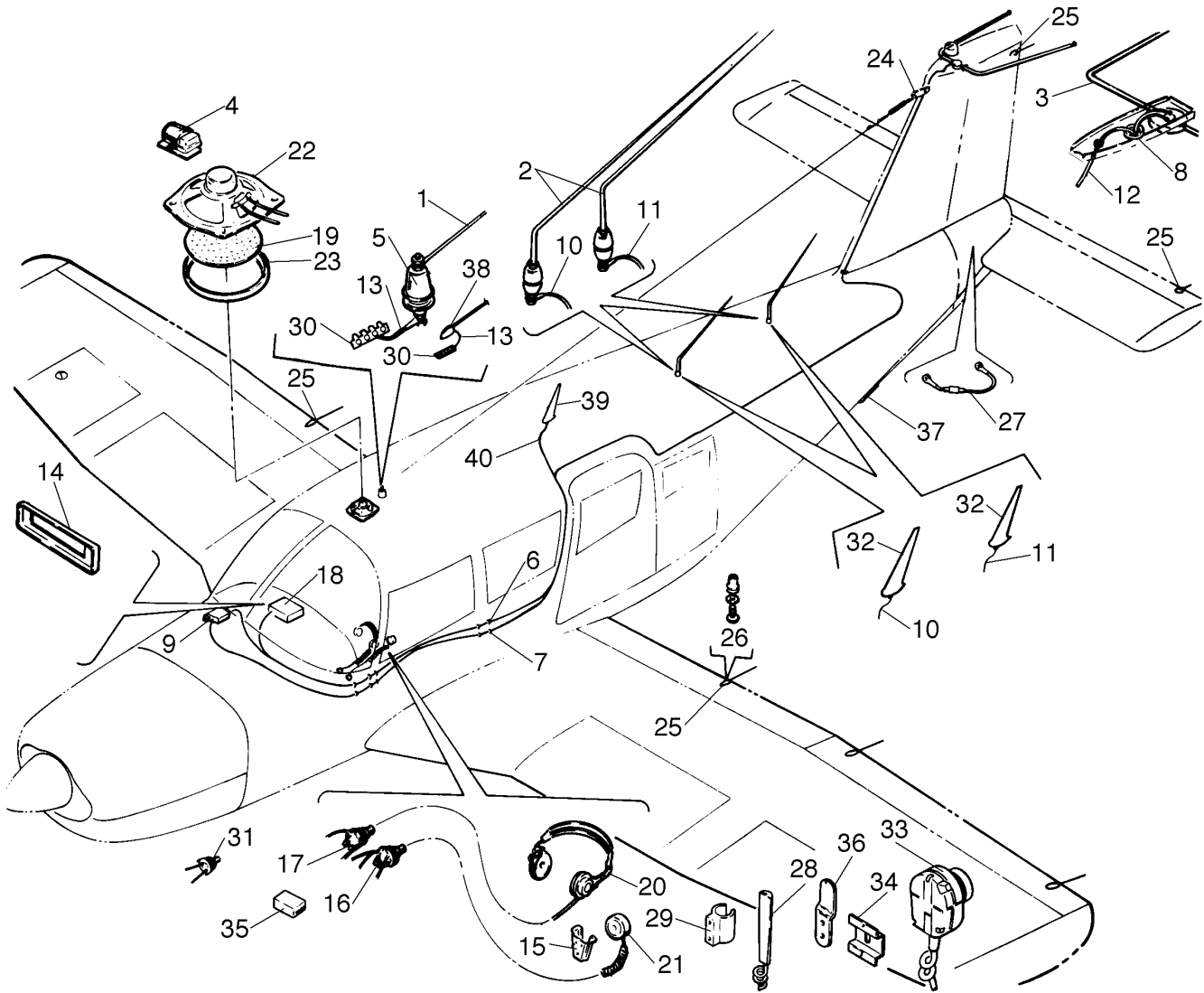


Figure 97. Radio, Antenna System and Static Wicks Installation

FOR INSTRUCTIONAL USE ONLY
PIPER AIRCRAFT
PA-32R-301/301T
AIRPLANE PARTS CATALOG

CODE EXPLANATIONS FOR FIGURE 97

- A - See Figure 98 for component parts.
- B - With single VHF switch, ADF switch, and marker beacon switch.
- C - With microphone switch, dual VHF switches and ADF switch.
- D - With microphone switch, dual VHF switches ,ADF switch and marker beacon switches.
- E - Used if Bendix ADF-T-12C or ADF-T-12D receiver is installed.
- F - Used if dual glide slope is installed.
- G - When ordering, specify color.
- H - Used on PA-32R-301 with serial numbers 32R-8113001 and up, and PA-32R-301T with serial numbers 32R-8129001 and up.
- J - Used on PA-32R-301 with serial numbers 32R-8013001 to 32R-8013150 inclusive, and PA-32R-301T with serial numbers 32R-8029001 to 32R-8029131 inclusive.
- K - Used on PA-32R-301 with serial numbers 32R-8213045 and up, and PA-32R-301T with serial numbers 32R-8229041 and up.

FOR INSTRUCTIONAL USE ONLY
PIPER AIRCRAFT
PA-32R-301/301T
AIRPLANE PARTS CATALOG

Figure and Index Number	Part Number	Code	Nomenclature	No. Req.	Serial Numbers Affected
97-	69390		DRAWING - Radio System Installation		
	78947		DRAWING - Static Wicks Installation		
	78973	J	DRAWING - Radio Antenna Systems Installation		
	39737	H	DRAWING - Marker Beacon Antenna Installation		
	79158		DRAWING - All Weather Radio Antenna System Installation		
	69389		DRAWING - Radio Antenna System Installation		
-1	99841-06		ANTENNA ASSEMBLY - Receiving (173.50" long)	1	
	99841-03		ANTENNA ASSEMBLY - Receiving (188" long)	1	
-2	451 272		ANTENNA ASSEMBLY - Transmitting (VTP-17)	1	
-3	451 273		ANTENNA ASSEMBLY - Omni receiving (VRP-37)	1	
-4	484 375		RELAY - Microphone (11F-2300G-SIL)	1	
-5	467 064		INSULATOR - Antenna (135-40)	1	
-6	463 390		GROMMET - (1659)	9	
-7	434 135		GROMMET- (MS35489-14)	5	
-8	434 189		GROMMET- (MS35489-134)	1	
-9	555 501		COUPLER - Dual Nav-Com (AVB-10)	1	
	555 422	F	COUPLER - Dual Nav-Com with glide slope (AV-571)	1	
	555 421		COUPLER - Single Nav-Com with glide slope (AV-570)	1	
	556 753		COUPLER - Dual VOR with glide slope (CI-1125)	1	
-10	99610-02		CABLE ASSEMBLY - Transmitting	1	
-11	99610-03		CABLE ASSEMBLY - Transmitting	1	
-12	38390-02	J	CABLE ASSEMBLY - Receiving, forward (315" L.)	1	
	65192-13	J	CABLE ASSEMBLY - Receiving, aft (75" L.)	1	
	65192-10		CABLE ASSEMBLY - Receiving, (410" L.)	1	
-13	596 118		CABLE ASSEMBLY - Receiving (90677-67)	1	
-14	99409-00		COVER ASSEMBLY - Transmitter selector	1	
-15	99680-08	G	SUPPORT- Microphone	1	
-16	468 002		JACK - Mike (S12B)	2	
-17	468 006		JACK - Phone (11)	1	
-18	99395-00	A,B	AUDIO SELECTOR ASSEMBLY	1	
	99395-02	A,C	AUDIO SELECTOR ASSEMBLY	1	
	99395-03	A,D	AUDIO SELECTOR ASSEMBLY	1	
-19	68441-00		GRILL - Radio speaker	1	
-20	464 327		HEADPHONE - (P-23)	1	
	464 407		HEADPHONE - (with boom mike)	1	
-21	474 652		MICROPHONE - (Telex 60837-17)	1	
-22	585 015		SPEAKER - Radio, circular (6FU3211)	1	
-23	68440-00		RING - Radio speaker	1	
-24	486 562		SHACKLE - (MS20115-2)	1	
-25	494 678		WICK - Static (SW110-96)	9	
-26	415 520		SCREW- (MS35206-230)	18	
	407 122		WASHER - (AN935-6L)	18	
	506 902		RIVNUT - (S6K75)	18	
-27	469 600		JUMPER ASSEMBLY - Lightning protection (MS25083-3AA6)	7	
-28	474 642		MICROPHONE - (Telex 62800-001)	1	
-29	565 523		HOLDER - Microphone (Telex 64022-000)	1	
-30	79152-00		STRIP ASSEMBLY - Terminal	1	
	79152-02	E	STRIP ASSEMBLY - Terminal	1	
-31	468 002		JACK - Mike, console (S12B)	1	
-32	596 332		ANTENNA - Broadband, VHF Comm (PS50040-18-1) (Communications Components)	2	
	596 664		ANTENNA - Broadband, VHF Comm (PS50040-18-2) (Dorne and Margolin)	2	

When ordering, always specify Part Number, Description, and Serial Number of Aircraft

FOR INSTRUCTIONAL USE ONLY
PIPER AIRCRAFT
PA-32R-301/301T
AIRPLANE PARTS CATALOG

Figure and Index Number	Part Number	Code	Nomenclature	No. Req.	Serial Numbers Affected
97 -33	474 659		MICROPHONE - Narco (M700B)	1	
-34	554 686		CLIP - Microphone holder (9OZ1136)	1	
-35	584 137		RELAY - Boom mike (HE822C1210)	1	
-36	453 417		BRACKET - Microphone	1	
-37	597 893	H	ANTENNA - Marker beacon (PS50040-15-10)	1	
-38	79160-00		ANTENNA - All weather receiving	1	
-39	596 664	K	ANTENNA - VHF Comm. (PS50040-18-2) (Dorne & Margolin)	1	
-40	99610-10	K	CABLE ASSEMBLY - Transmitting	1	

When ordering, always specify Part Number, Description, and Serial Number of Aircraft

FOR INSTRUCTIONAL USE ONLY
PIPER AIRCRAFT
PA-32R-301/301T
AIRPLANE PARTS CATALOG

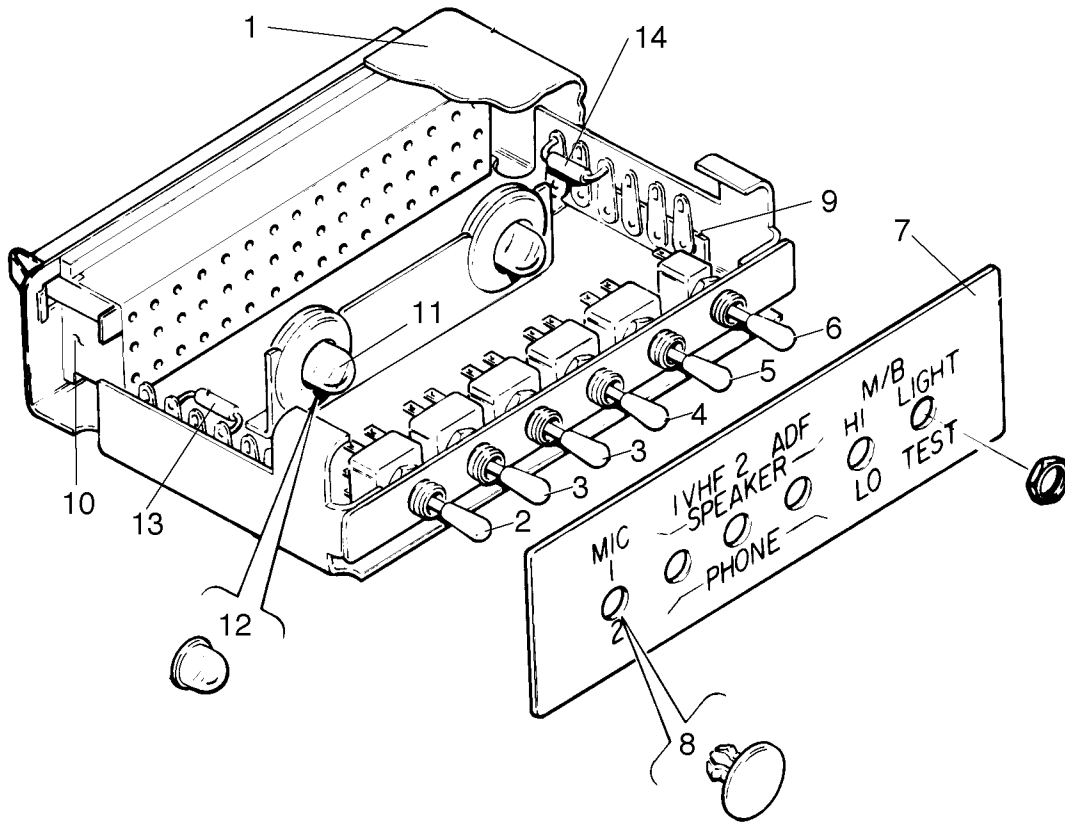


Figure 98. Audio Selector Assembly

FOR INSTRUCTIONAL USE ONLY
PIPER AIRCRAFT
PA-32R-301/301T
AIRPLANE PARTS CATALOG

CODE EXPLANATIONS FOR FIGURE 98

- A - With single VHF switch, ADF switch and marker beacon switches.
- B - With microphone switch, dual VHF switches and ADF switch.
- C - With microphone switch, dual VHF switches, ADF switch and marker beacon switches.

FOR INSTRUCTIONAL USE ONLY
PIPER AIRCRAFT
PA-32R-301/301T
AIRPLANE PARTS CATALOG

Figure and Index Number	Part Number	Code	Nomenclature	No. Req.	Serial Numbers Affected
98 -1	99395-00	A	AUDIO SELECTOR ASSEMBLY	1	
	99395-02	B	AUDIO SELECTOR ASSEMBLY	1	
	99395-03	C	AUDIO SELECTOR ASSEMBLY	1	
-2	587 807		* SWITCH - Microphone (JMT-223)	1	
-3	587 808		* SWITCH - VHF (JMT-221)	2	
-4	587 808		* SWITCH - ADF (JMT-221)	1	
-5	587 808		* SWITCH - Marker beacon Hi/Lo (JMT-221)	1	
-6	587 809		* SWITCH - Marker beacon, light test (JMT-126)	1	
-7	99344-00		* PLATE - Selector face	1	
-8	453 855		* BUTTON - Plug (207-170201-00)	2	
-9	588 356		* STRIP - Terminal (1076)	2	
-10	484 234		* RECEPTACLE - (1055R48)	1	
-11	472 056		* BULB - (GE53)	2	
-12	460 602		* FILTER - Lunar white (1813-26)	2	
-13	456 703		* DIODE - (IN2071)	3	
-14	484 461		* RESISTOR - (242E3R05)	1	

When ordering, always specify Part Number, Description, and Serial Number of Aircraft

FOR INSTRUCTIONAL USE ONLY
PIPER AIRCRAFT
PA-32R-301/301T
AIRPLANE PARTS CATALOG

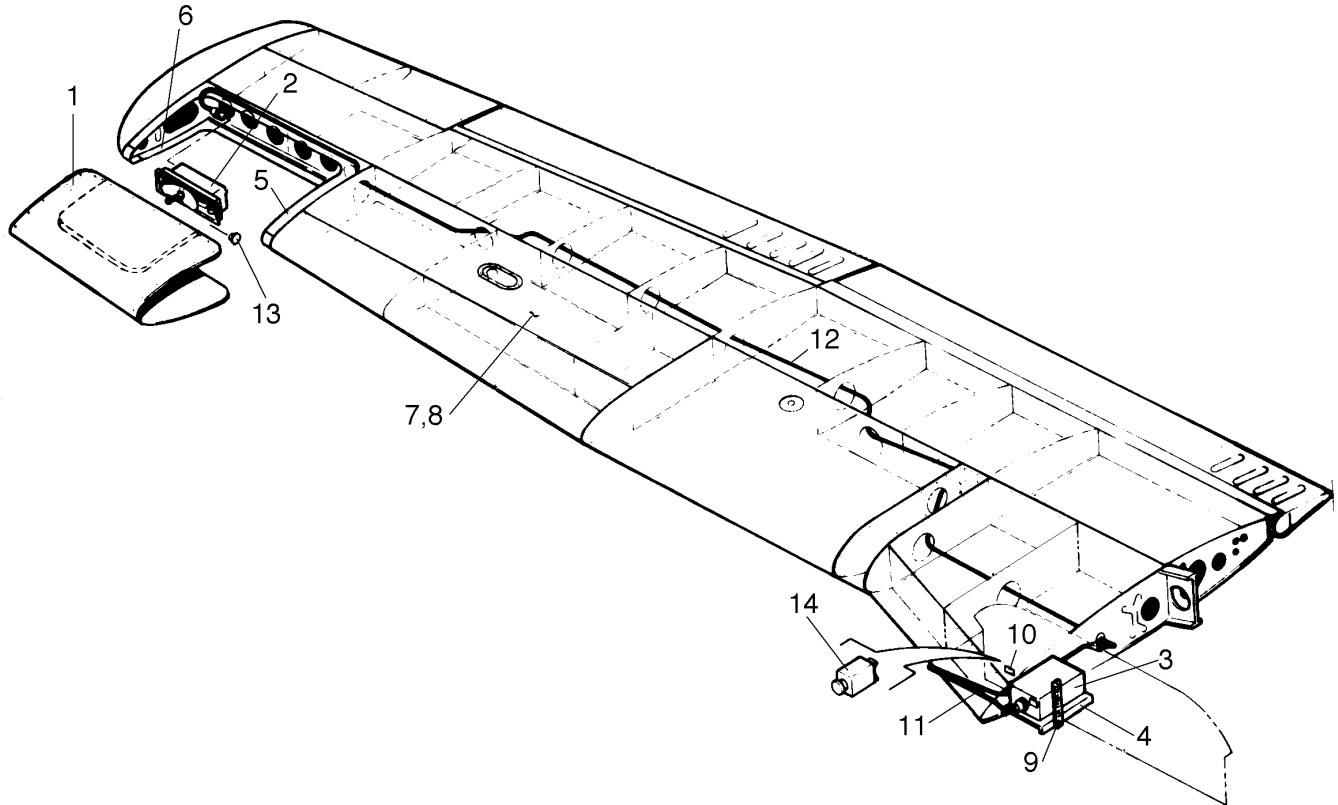


Figure 99. Radar System Installation (RCA)
(See Code A)

Reissued: May 27, 1999

FOR INSTRUCTIONAL USE ONLY
PIPER AIRCRAFT
PA-32R-301/301T
AIRPLANE PARTS CATALOG

CODE EXPLANATIONS FOR FIGURE 99

- A - RCA radar system and component parts are no longer available. Refer to Special Advisory 32-2 and install Radar Installation Modification Kit 764 149.
- B - This part is not available through Piper Aircraft. Order from Sperry (RCA) Flight Systems, 5353 W. Bell Road, Glendale Arizona, 85306.

FOR INSTRUCTIONAL USE ONLY
PIPER AIRCRAFT
PA-32R-301/301T
AIRPLANE PARTS CATALOG

Figure and Index Number	Part Number	Code	Nomenclature	No. Req.	Serial Numbers Affected
99-	36940		DRAWING - Radar System Installation		
-1	36941-27		RADOME ASSEMBLY	1	
-2		B	ANTENNA ASSEMBLY - R/T (MI585255-3)	1	
-3		B	INDICATOR - Radar (MI585256)	1	
-4		B	TRAY - Mounting (MI585260)	1	
-5	36943-02		SKIN ASSEMBLY - Outboard, wing, top	1	
-6	36943-03		SKIN ASSEMBLY - Outboard, wing, bottom	1	
-7	38528-09		SKIN ASSEMBLY - Inboard, wing, top	1	
-8	38528-10		SKIN ASSEMBLY - Inboard, wing, bottom	1	
-9	79009-00		SUPPORT - Mounting tray	1	
-10	35669-25		PLACARD - Radar	1	
-11	36896-04		CABLE ASSEMBLY	1	
-12	36896-05		CABLE ASSEMBLY	1	
-13	583 470		PLUG - (P-38)	1	
-14	454 706		CIRCUIT BREAKER - (PS50120-1-2) 5 amp	1	

When ordering, always specify Part Number, Description, and Serial Number of Aircraft

FOR INSTRUCTIONAL USE ONLY
PIPER AIRCRAFT
PA-32R-301/301T
AIRPLANE PARTS CATALOG

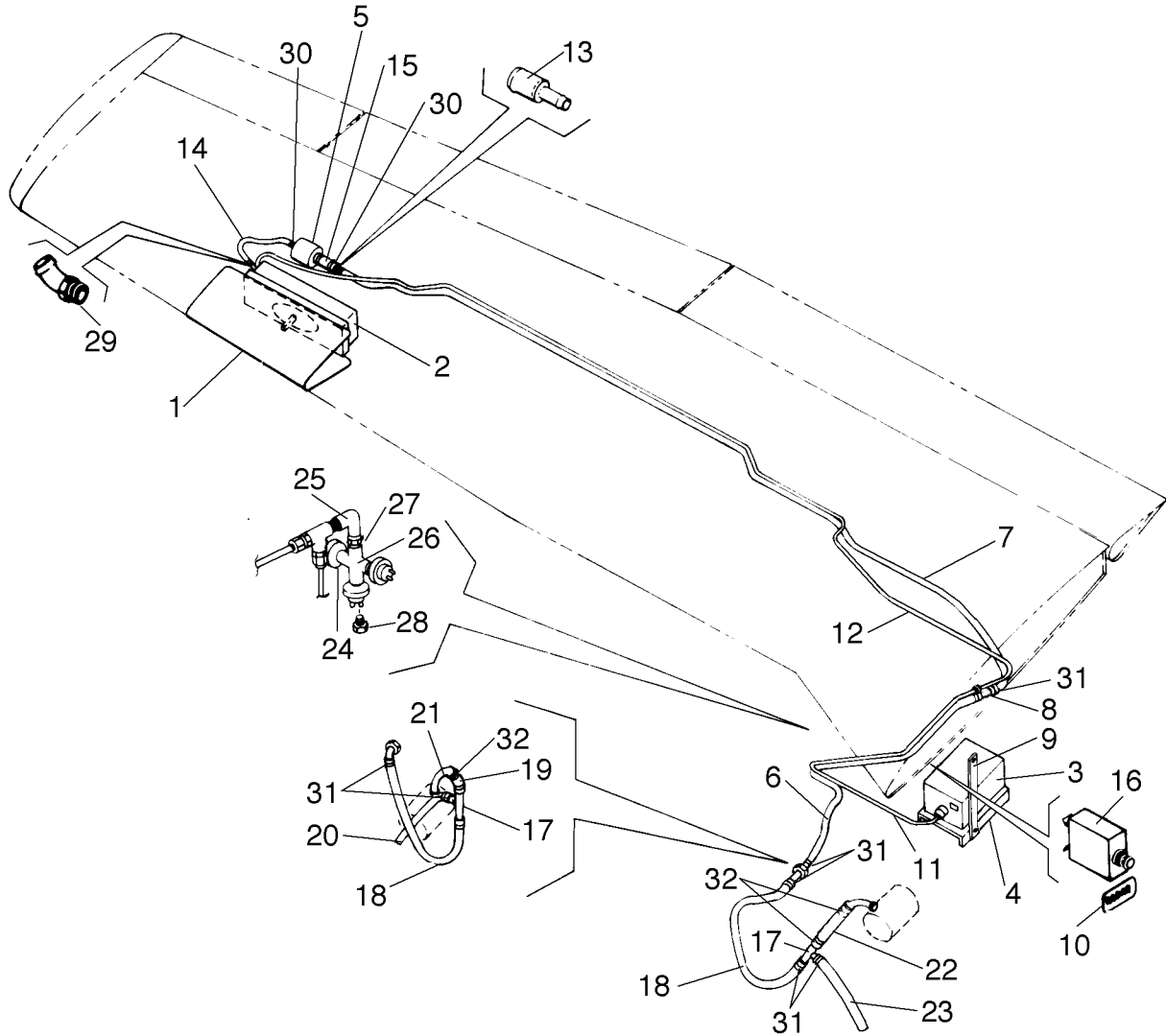


Figure 99A. Radar System Installation (Norton)

FOR INSTRUCTIONAL USE ONLY
PIPER AIRCRAFT
PA-32R-301/301T
AIRPLANE PARTS CATALOG

CODE EXPLANATIONS FOR FIGURE 99A

- A - This part is not available from Piper Aircraft. Order from Norton Company, P.O. Box 350, Akron, Ohio 44309.
- B - This part is not available from Piper Aircraft. Order from Sperry (RCA) Flight Systems, 5353 W. Bell Road, Glendale, Arizona 85306.
- C - Used if oil pressure switch is not installed.
- D - Used on PA-32R-301 only.
- E - Used on PA-32R-301T only.
- F - Used on PA-32R-301 with serial numbers 32R-8313001 and up, and PA-32R-301T with serial numbers 32R-8329001 and up.
- G - Used with monochromatic radar only.
- H - Used with color radar only.

FOR INSTRUCTIONAL USE ONLY
PIPER AIRCRAFT
PA-32R-301/301T
AIRPLANE PARTS CATALOG

Figure and Index Number	Part Number	Code	Nomenclature	No. Req.	Serial Numbers Affected
99A-	87425		DRAWING - Radar System Installation		
-1		A	RADOME KIT - (4262X)	1	
-2		B	ANTENNA ASSEMBLY - R/T (MI585255-1)	1	
-3		B	INDICATOR - Radar, Monochromatic (MI585256)	1	
		B,F	INDICATOR - Radar, Color (MI585438-0)	1	
-4		B,G	TRAY - Mounting (MI585260)	1	
		B,F,H	TRAY - Mounting (MI585447)	1	
-5	460 866		FILTER - Air (1J4-6)	1	
-6	36885-04		TUBE - (76.00" L.)	1	
-7	36885-05		TUBE - (152.00" L.)	1	
-8	36886-09		TUBE - (3.00" L.)	1	
-9	79009-00		SUPPORT- Mounting	1	
-10	35669-25		PLACARD - Radar	1	
-11	36896-03		CABLE ASSEMBLY	1	
-12	36896-05		CABLE ASSEMBLY	1	
-13	36886-08		FITTING - Hose	1	
-14	63913-84		HOSE - (24.00" L.)	1	
-15	63913-154		HOSE - (4.00" L.)	1	
-16	454 706		CIRCUIT BREAKER - (PS50120-1-2)	1	
-17	36886-02		FITTING	1	
-18	63913-178		HOSE - (24.00" L.)	1	
-19	63913-153	D	HOSE - (3.00" L.)	1	
-20	63913-185	D	HOSE - (12.00" L.)	1	
-21	560 775	D	FITTING - (1K8-6-10)	1	
-22	63913-124	E	HOSE - (6.00" L.)	1	
-23	63913-189	E	HOSE - (10.00" L.)	1	
-24	587 990		SWITCH - Radar pressure (M4006-4)	1	
-25	458 904		ELBOW- (AN914-1D)	1	
-26	455 405		CROSS - (AN918-1D)	1	
-27	476 643		NIPPLE - (AN911-1D)	1	
-28	581 312	C	PLUG - (AN913-1D)	1	
-29	560 774		FITTING - (1K9-6-10)	2	
-30	554 946		CLAMP - (GS8SS)	4	
-31	554 888		CLAMP - (SAE TY F-6)	9	
-32	454 837		CLAMP - (SAE TY A-7/8)	2	

When ordering, always specify Part Number, Description, and Serial Number of Aircraft

FOR INSTRUCTIONAL USE ONLY
PIPER AIRCRAFT
PA-32R-301/301T
AIRPLANE PARTS CATALOG

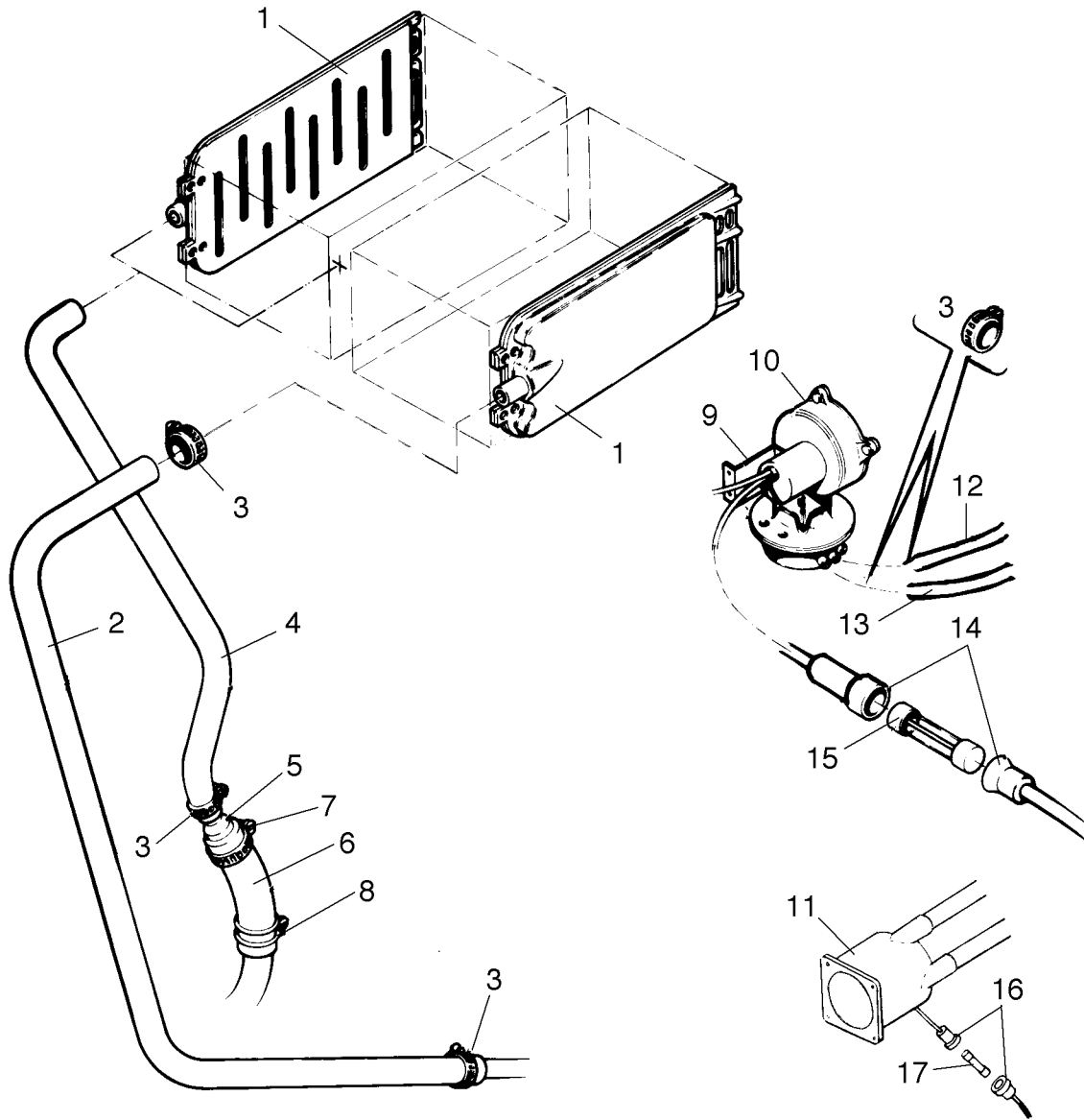


Figure 100. Avionics Cooling Installation

Reissued: May 27, 1999

FOR INSTRUCTIONAL USE ONLY
PIPER AIRCRAFT
PA-32R-301/301T
AIRPLANE PARTS CATALOG

CODE EXPLANATIONS FOR FIGURE 100

- A - Used on PA-32R-301 with serial numbers 32R-8113001 to 32R-8213071 inclusive, and PA-32R-301T with serial numbers 32R-8129001 to 32R-8229078 inclusive.
- B - Used with Avionics Cooling Blower p/n 452 997 (Bendix 3604529-0504) only.
- C - Used with Avionics Cooling Blower p/n 553 003 only.
- D - Used on PA-32R-301 with serial numbers 32R-8013001 to 32R-8213071 inclusive, and PA-32R-301T with serial numbers 32R-8029001 to 32R-8229078 inclusive.

FOR INSTRUCTIONAL USE ONLY
PIPER AIRCRAFT
PA-32R-301/301T
AIRPLANE PARTS CATALOG

Figure and Index Number	Part Number	Code	Nomenclature	No. Req.	Serial Numbers Affected
100-	79406 39745 36977	A	DRAWING - Radio Cooling Installation DRAWING - Bendix Radio Cooling Blower Installation DRAWING - King Radio Cooling Blower Installation		
-1	79405-00		BOX ASSEMBLY - Avionics cooling	1	
-2	63633-136		HOSE - Avionics cooling (60" long)	1	
-3	554 888		CLAMP - (SAE TY F-6)	AR	
-4	63633-186		HOSE - Avionics cooling (73" long)	1	
-5	79487-00	D	REDUCER - Avionics cooling hose	1	
-6	63633-169	D	HOSE - Avionics cooling (4" long)	1	
-7	454 921	D	CLAMP - (SAE TY F-10)	1	
-8	554 892	D	CLAMP - (SAE TY A-15/16)	1	
-9	39751-02	A,B	ZEE - Blower mount	1	
-10	452 997	A	BLOWER - Avionics cooling, Bendix (3604529-0504)	1	
-11	553 003		BLOWER - Avionics cooling	1	
-12	63633-189	A,B	HOSE - Air duct	1	
-13	63633-190	A,B	HOSE - Air duct	2	
-14	86652-05	A,B	FUSE ASSEMBLY - Blower	1	
-15	461 629	A,B	* FUSE - (311005) 5 amp	1	
-16	86652-09	C	FUSE ASSEMBLY - Blower	1	
-17	461 629	C	* FUSE - (311005) 5 amp	1	

When ordering, always specify Part Number, Description, and Serial Number of Aircraft

FOR INSTRUCTIONAL USE ONLY
PIPER AIRCRAFT
PA-32R-301/301T
AIRPLANE PARTS CATALOG

CODE EXPLANATIONS FOR RADIO INSTALLATION DRAWINGS

- A - Used on PA-32R-301 with serial numbers 32R-8013001 to 32R-8013150 inclusive, and PA-32R-301T with serial numbers 32R-8029001 to 32R-8029131 inclusive.
- B - Used on PA-32R-301 with serial numbers 32R-8113001 and up, and PA-32R-301T with serial numbers 32R-8129001 and up.
- C - Used on PA-32R-301 with serial numbers 32R-8013001 to 32R-8113133 inclusive, and PA-32R-301T with serial numbers 32R-8029001 to 32R-8129124 inclusive.
- D - Used on PA-32R-301 with serial numbers 32R-8213001 and up, and PA-32R-301T with serial numbers 32R-8229001 and up.
- E - Used on PA-32R-301 with serial numbers 32R-8013001 to 32R-8213060 inclusive, and PA-32R-301T with serial numbers 32R-8029001 to 32R-8229067 inclusive.
- F - Used on PA-32R-301 with serial numbers 32R-8213061 and up, and PA-32R-301T with serial numbers 32R-8229068 and up.
- G - Used on PA-32R-301 with serial numbers 32R-8213001 to 32R-8213071 inclusive, and PA-32R-301T with serial numbers 32R-8229001 to 32R-8229078 inclusive.
- H - Used on PA-32R-301 with serial numbers 32R-8013001 to 32R-8313030 inclusive, and PA-32R-301T with serial numbers 32R-8029001 to 32R-8329040 inclusive.
- J - Used on PA-32R-301 with serial numbers 32R-8413001 and up, and PA-32R-301T with serial numbers 32R-8429001 and up.
- K - Used on PA-32R-301 with serial numbers 3213029 and 3213042 and up.

FOR INSTRUCTIONAL USE ONLY
PIPER AIRCRAFT
PA-32R-301/301T
AIRPLANE PARTS CATALOG

Figure and Index Number	Part Number	Code	Nomenclature	No. Req.	Serial Numbers Affected
79051			DRAWING - King KR-86 Single Radio Installation		
99844		A	DRAWING - King KR-85 Single Radio Installation		
39767		B	DRAWING - King KR-87 Single/Dual ADF Radio Installation		
36968			DRAWING - King KN-62/62A DME Radio Installation		
69935			DRAWING - King KT-76A/78A Transponder Installation (with provisions for Encoding Altimeter and Altitude Reporter)		
69390		E	DRAWING - Radio Systems Installation		
79001		A	DRAWING - King KMA-20 Audio and Marker Beacon Installation		
39772		B	DRAWING - King KMA-24 Audio Marker and Beacon Installation		
38257			DRAWING - Collins Dual VHF-250/251 with DME Switching, Dual Omni, Glide Slope and HSI		
69928			DRAWING - Collins RCR-650-ADF Single Radio Installation		
69929			DRAWING - Collins TDR-950 Transponder Installation (with provisions for Encoding Altimeter and Altitude Reporter)		
69930			DRAWING - Collins AMR-350 Audio and Marker Beacon System Installation		
67966		E	DRAWING - Narco COM 120/111, NAV 121/122/122A, UGR-2A Radio Installation		
37966		E	DRAWING - Nav 124/124A, NSD-360A Radio Installation		
37988		A	DRAWING - Narco CLC-60A/ID-124, R NAV DME-190 Radio Installation		
37992		A	DRAWING - Narco CLC-60A/ID-124, DME-195 Radio Installation		
38243		A	DRAWING - Narco CLC-60A/NSD-360/360A R NAV Radio Installation		
38259		A	DRAWING - Narco CLC-60A/NSD-360A DME-195 Radio Installation		
69860		H	DRAWING - Narco ADF-140/141 Radio Installation		
87479		J	DRAWING - Narco ADF-841 Radio Installation		
38131		A	DRAWING - Narco ADF-140-141 Dual Radio Installation		
79491		C	DRAWING - Narco DME-190/190 TSO Installation		
69943		E	DRAWING - Narco DME-195 Radio Installation		
39867		F	DRAWING - Narco DME-890 Radio Installation		
99989			DRAWING - Narco AT50/AT50A Transponder Installation (with provisions for Encoding Altimeter and Altitude Reporter)		
37964		E	DRAWING - Narco CP-135/135M Radio Installation		
69982			DRAWING - King Single ADF-HF Compatibility Installation		
79075		C	DRAWING - King KR-85, KR-86 Dual Radio Installation		
36688		A	DRAWING - King KR-85, KR86, Dual Radio Installation		
36912		C	DRAWING - KX-170B/175B, KI-204/208/209 KN-75 Nav-Comm and G/S Installation (with KFC-200 Provisions)		
36914		C	DRAWING - King KX-170B/175B, KI-203/208 KN-72/75 Nav-Comm, Glide Slope and HSI Installation (with KFC-200 Provisions)		
39833		D	DRAWING - King KX-155, KI-203/208/209 Nav-Comm Radio Installation		
39835		D	DRAWING - King KX-155/165, KN-72, KI-202/203/206/208 Dual Nav-Comm Installation		
36920		C	DRAWING - Collins DCE-400 Distance Computing Equipment		
39786		B	DRAWING - King Dual Nav/Comm, Glide Slope, DME and Provisions for Century 41 AutoPilot		

When ordering, always specify Part Number, Description, and Serial Number of Aircraft

Reissued: May 27, 1999

FOR INSTRUCTIONAL USE ONLY
PIPER AIRCRAFT
PA-32R-301/301T
AIRPLANE PARTS CATALOG

Figure and Index Number	Part Number	Code	Nomenclature	No. Req.	Serial Numbers Affected
	36977		DRAWING - KNS-80, KY-197, KX-170B/175B, NSD-360A, KI -206/203/208		
	39748	G	DRAWING - Bendix CN-2013A, IN2014, AS-2015 Single Comm-Nav, Glide Slope and Audio Select Panel		
	39750	G	DRAWING - Bendix CN-2011A, IN2014, IU2016, AD2019, Dual Comm/Nav Installation		
	39752	G	DRAWING - Bendix NP2041, CN-2011A, IN2014, IU2016, AD2019A Nav Prog with Dual Comm/Nav Installation		
	39739	G	DRAWING - Bendix TPR-2060 Transponder Installation		
	39749	G	DRAWING - Bendix DME-2030		
	39746	G	DRAWING - Bendix ADF-2070		
	36996		DRAWING - Collins ANS-351 (2) VHF-250/251, (2) VIR-350/351, TCR-451/IND-450/451, GLS-350, IND-350A Area Nav Installation		
	69389		DRAWING - Antenna System Installation		
	36989		DRAWING - Collins TCR-451 with 450/451 Indicator		
	39868	F	DRAWING - Narco 810/824/825 Single/Dual Com/Nav/Ind Installation		
	39866	F	DRAWING - Audio System Installation		
	85208	K	DRAWING - Radio Rack Installation		
	87491		DRAWING - Stormscope Installation (WX-10A)		
	36968-22	K	DRAWING - King KN-62A/64 DME Radio Installation		
	39767-43	K	DRAWING - King Single Dual ADF System Installation		
	39772-10	K	DRAWING - King KMA-24 System Installation		
	39835-69	K	DRAWING - King #1 and #2 KX-165 Installation		
	39880-27	K	DRAWING - King Autopilot Installation		
	69935-10	K	DRAWING - King KT-71 Transponder Installation		
	85335-02	K	DRAWING - King KLN-90 GPS RNAV Installation		

When ordering, always specify Part Number, Description, and Serial Number of Aircraft

FOR INSTRUCTIONAL USE ONLY
PIPER AIRCRAFT
PA-32R-301/301T
AIRPLANE PARTS CATALOG

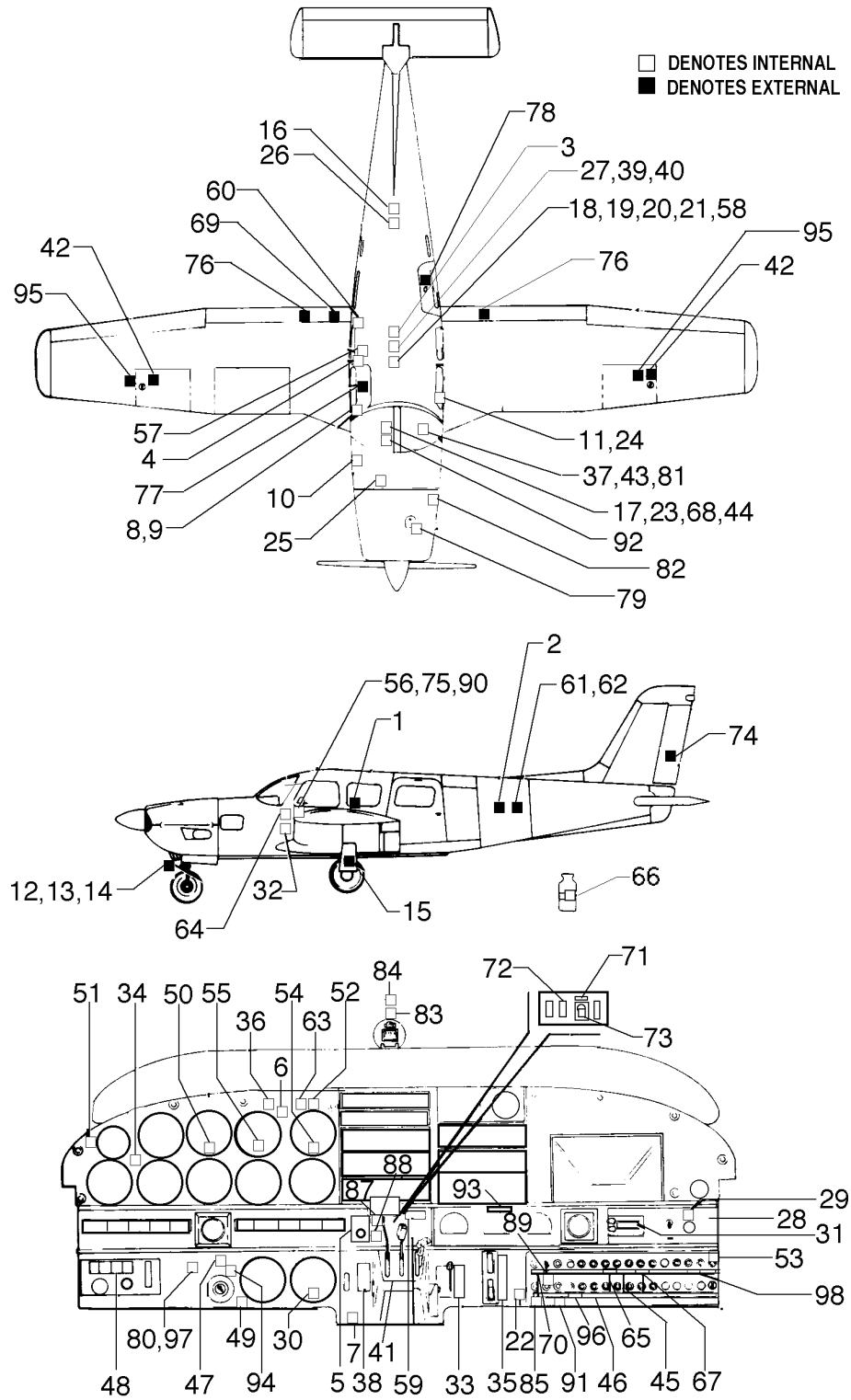


Figure 101. Placards and Exterior Stencils
 (PA-32R-301 s/n 32R-8013001 and up, 3213001 thru 3213028, 3213030 thru 3213041)
 (PA-32R-301T)

FOR INSTRUCTIONAL USE ONLY
PIPER AIRCRAFT
PA-32R-301/301T
AIRPLANE PARTS CATALOG

CODE EXPLANATIONS FOR FIGURE 101

- A - Used if heavy duty wheels, brakes and tires are installed.
- B - Used if heavy duty wheels, brakes and tires are not installed.
- C - Used on PA-32R-301 only.
- D - Used on PA-32R-301T only.
- E - Used on aircraft that comply with German Government Requirements.
- F - Used if AltiMatic III C is installed.
- G - Used if AutoControl III B is installed.
- H - Used if Hartzell two-blade propeller is installed.
- J - Used on PA-32R-301 with serial numbers 32R-8013001 to 32R-8013150 inclusive, and PA-32R-301T with serial numbers 32R-8029001 to 32R-8029131 inclusive.
- K - Used on PA-32R-301 with serial numbers 32R-8113001 to 32R-8113158 inclusive, and PA-32R-301T with serial numbers 32R-8129001 to 32R-8129144 inclusive.
- L - Used on PA-32R-301 with serial numbers 32R-8013001 and up, and PA-32R-301T with serial numbers 32R-8029001 to 32R-8029025 inclusive. If two or three blade heated propeller system has been installed on PA-32R-301T serial numbers 32R-8029001 to 32R-8029025 inclusive, order item No. 6.
- M - Used on PA-32R-301T with serial numbers 32R-8029026 and up. Also used on PA-32R-301T with serial numbers 32R-8029001 to 32R-8029025 inclusive, if two or three blade heated propeller system has been installed.
- N - Used on PA-32R-301 with serial numbers 32R-8013001 and up, and PA-32R-301T with serial numbers 32R-8129012 and up
- O - Used if pneumatic deice system is installed.
- P - Used if two-blade heated propeller system is installed.
- Q - Used on PA-32R-301 with serial numbers 32R-8013001 to 32R-8113094 inclusive, and PA-32R-301T with serial numbers 32R-8029001 to 32R-8129090 inclusive.
- R - Used on PA-32R-301 with serial numbers 32R-8213001 to 32R-8213071 inclusive, and PA-32R-301T with serial numbers 32R-8229001 to 32R-8229078 inclusive.
- S - Used on PA-32R-301 with serial numbers 32R-8013001 to 32R-8113133 inclusive, and PA-32R-301T with serial numbers 32R-8029001 to 32R-8129124 inclusive.
- T - Used on PA-32R-301 with serial numbers 32R-8313001 and up, and PA-32R-301T with serial numbers 32R-8329001 and up
- U - Used if a push on-off pitch trim switch is installed.
- V - Used if a toggle pitch trim switch is installed.
- X - Used on PA-32R-301 with serial numbers 32R-8413007 and up, and PA-32R-301T with serial numbers 32R-8429001 and up
- Y - Used if Century 31 AutoPilot is installed.
- Z - Used on PA-32R-301 with serial numbers 32R-8113001 and up, and PA-32R-301T with serial numbers 32R-8129001 and up
- AA - Used if Century 21 AutoPilot is installed
- AB - Used if King KAP 100/150/KFC 150AutoPilot is installed.
- AC - Used on PA-32R-301 with serial numbers 32R-8013001 to 32R-8413008 inclusive, and PA-32R-301 T with serial numbers 32R-8029001 to 32R-8429005 inclusive.
- AD - Used on PA-32R-301 with serial numbers 32R-8513001 and up, and PA-32R-301 T with serial numbers 32R-8529001 and up if recognition lights are installed.

FOR INSTRUCTIONAL USE ONLY
PIPER AIRCRAFT
PA-32R-301/301T
AIRPLANE PARTS CATALOG

Figure and Index Number	Part Number	Code	Nomenclature	No. Req.	Serial Numbers Affected
101-	38677		DRAWING - Placards Installation		
	38679	J	DRAWING - Exterior Finishing Detail		
	38723	K	DRAWING - Exterior Finishing Detail		
	39850	R	DRAWING - Exterior Finishing Detail		
	39895	T	DRAWING - Exterior Finishing Detail		
-1	79315-00		PLACARD - Piper-Aire	1	
-2	38711-02		NAMEPLATE - Piper Saratoga SP	2	
-3	35669-13	D	PLACARD - Oxygen bottle installation	1	
-4	48629-00	S	MEDALLION - Piper logo	1	
-5	99921-00	L	PLACARD - Air condition door light	1	
-6	35669-101	M	PLACARD - Air condition door open	1	
-7	66837-00		PLACARD - Mike jack	1	
-8	69669-117		PLACARD - Open	1	
-9	69669-118		PLACARD - Latch	1	
-10	35669-18	Q	PLACARD - Light switch	1	
-11	69669-141		PLACARD - Storm window	1	
-12	69669-89		PLACARD - Oleo service instructions	1	
-13	35669-07		PLACARD - Turn limit	1	
-14	35669-05		PLACARD - Turn limit center mark	1	
-15	69669-35	A	PLACARD - Oleo service instructions	2	
	69669-88	B	PLACARD - Oleo service instructions	2	
-16	66787-00		PLACARD - Soft wear only	1	
-17	69363-00		PLACARD - Rudder trim	1	
-18	67702-00		PLACARD - Emergency gear lever	1	
-19	69669-84		PLACARD - Gear override latch	1	
-20	69669-85		PLACARD - Override instructions	1	
-21	67786-00		PLACARD - Stabilator trim	1	
-22	35669-138		PLACARD - Emergency bus switch	1	
-23	35669-162		PLACARD - Fuel selector	1	
-24	69669-146	C	PLACARD - Operating limitations	1	
	69669-86	D	PLACARD - Operating limitations	1	
-25	35669-63		PLACARD - Baggage limitations, forward	1	
-26	96272-00		PLACARD - Baggage limitations, aft	1	
-27	69669-77		PLACARD - Cabin air	1	
-28	69678-02		PLACARD - Air conditioning control panel	1	
-29	35669-38		PLACARD - Vent fan control	1	
-30	87369-04	C	PLACARD - Reduce power	1	
	69669-181	C,E	PLACARD - Reduce power	1	
	35669-172	D	PLACARD - Reduce power	1	
-31	35669-28		PLACARD - Heater and defrost (lift to actuate)	1	
-32	69669-115		PLACARD - Pitot drain	1	
-33	69545-00		PLACARD - Alternate air	1	
-34	35669-160		PLACARD - Demonstrated crosswind	1	
-35	69669-21		PLACARD - Navigation and instrument lights	1	
-36	69669-39		PLACARD - Press to test	1	
-37	79275-00		MEDALLION - Piper, control wheel	1	
-38	35669-161		PLACARD - Gear "up-down," speed	1	
-39	35669-137		PLACARD - Oxygen gauge light	1	
-40	35669-157		PLACARD - Oxygen "pull on"	1	
-41	69669 44		PLACARD - Control quadrant	1	
-42	35669 163	AC	PLACARD - Aviation fuel, grade	2	
-43	35669-16		PLACARD - A/P INTR	1	
-44	78237-00		PLACARD - Go around	1	
-45	35669-60		PLACARD - Circuit breaker panel	1	
-46	35669-61		PLACARD - Circuit breaker panel	1	

When ordering, always specify Part Number, Description, and Serial Number of Aircraft

Reissued: May 27, 1999

FOR INSTRUCTIONAL USE ONLY
PIPER AIRCRAFT
PA-32R-301/301T
AIRPLANE PARTS CATALOG

Figure and Index Number	Part Number	Code	Nomenclature	No. Req.	Serial Numbers Affected
101-47	67490-02	U	PLACARD - Pitch trim	1	
	87369-38	V	PLACARD - Pitch trim	1	
-48	99448-00		PLACARD - AutoFlite II	1	
-49	69509-00	G	PLACARD - Omni coupler switch	1	
	96734-02	F	PLACARD - Omni coupler switch	1	
-50	763 418		PLACARD - Conduct trim check (13A66-I)	1	
-51	69669-97		PLACARD - Radar altimeter "on-off"	1	
-52	69669-95		PLACARD - Radar altimeter "off for takeoff"	1	
-53	69669-96		PLACARD - Radar altimeter	1	
-54	69669-114		PLACARD - Warning	1	
-55	35669-154		PLACARD - Altitude reporter installed	1	
-56	69669-1 75		PLACARD - Strobe light operating	1	
-57	65463-00		PLACARD - Sump drain	1	
-58	35669-27		PLACARD - Flap lever	1	
-59	35669-76	D,H	PLACARD - Altitude leaning limitations	1	
	69669-153	D,O	PLACARD - Windshield panel heat	1	
-60	35669-104		PLACARD - Table stowage	1	
-61	35669-105		PLACARD - ELT location	1	
-62	69669-173		PLACARD - External power	1	
-63	69669-40		PLACARD - Glide slope coupler	1	
-64	35669-132		PLACARD - Warning, ELT	1	
-65	35669-110		PLACARD - Compass system	1	
-66	62923-00		PLACARD - Fuel check bottle	1	
-67	35669-25		PLACARD - Radar	1	
-68	99184-05		PLACARD- "Fuel"	1	
-69	35664-02		PLACARD - Flap warning	1	
-70	35669-166	M	PLACARD - Prop deice	1	
-71	69669-02	M	PLACARD - Warning	1	
-72	87369-14	M	PLACARD - Prop heat	1	
-73	87369-15	M	PLACARD - Prop heat amps	1	
-74	87341-02		PLACARD - Do not push	2	
-75	87341-03		PLACARD - Level point	2	
-76	87341-04		PLACARD - No step	2	
-77	87334-02		PLACARD - Door release	1	
-78	87335-02		PLACARD - Door release	1	
-79	87340-02		PLACARD - Oil spec	1	
-80	87369-05	Z,AA	PLACARD - Nav 1 off Nav 2	1	
-81	35669-188		PLACARD - Transponder identifier	1	
	87369-16		PLACARD - Pitch sync	1	
-82	87369-72		PLACARD - Hydraulic fluid spec	1	
-83	35669-165	D	PLACARD - Compass deviation	1	32R-8029001 thru 32R-8129011
-84	87369-27	N	PLACARD - Compass deviation	1	
-85	87369-13	D,O	PLACARD - Surface boots	3	
-86	69669-153	D,O	PLACARD - Windshield panel heat	1	
-87	582 362	D,O	PLACARD - On (2D1294-1)	1	
-88	582 363	D,O	PLACARD - Off, wing ice light (2D1294-2)	1	
-89	35669-196	D,O	PLACARD - Lift detector heat	1	
-90	69669-75	D,O	PLACARD - Lift detector	1	
-91	35669-198	D,O	PLACARD - Ice light	1	
-92	96602-00		PLACARD - Strobe light warning	1	
-93	35669-76	D,P	PLACARD - Altitude leaning limitations	1	
-94	87369-39	V	PLACARD - Pitch trim	1	
-95	456 682		DECAL - Avgas (000002)	2	
-96	87369-43	X,Y	PLACARD - AutoPilot	1	
-97	87369-40	X,AB	PLACARD - Nav 1/Nav 2	1	
-98	87369-53	AD	PLACARD - Landing and recognition lights	1	

When ordering, always specify Part Number, Description, and Serial Number of Aircraft

FOR INSTRUCTIONAL USE ONLY
PIPER AIRCRAFT
PA-32R-301/301T
AIRPLANE PARTS CATALOG

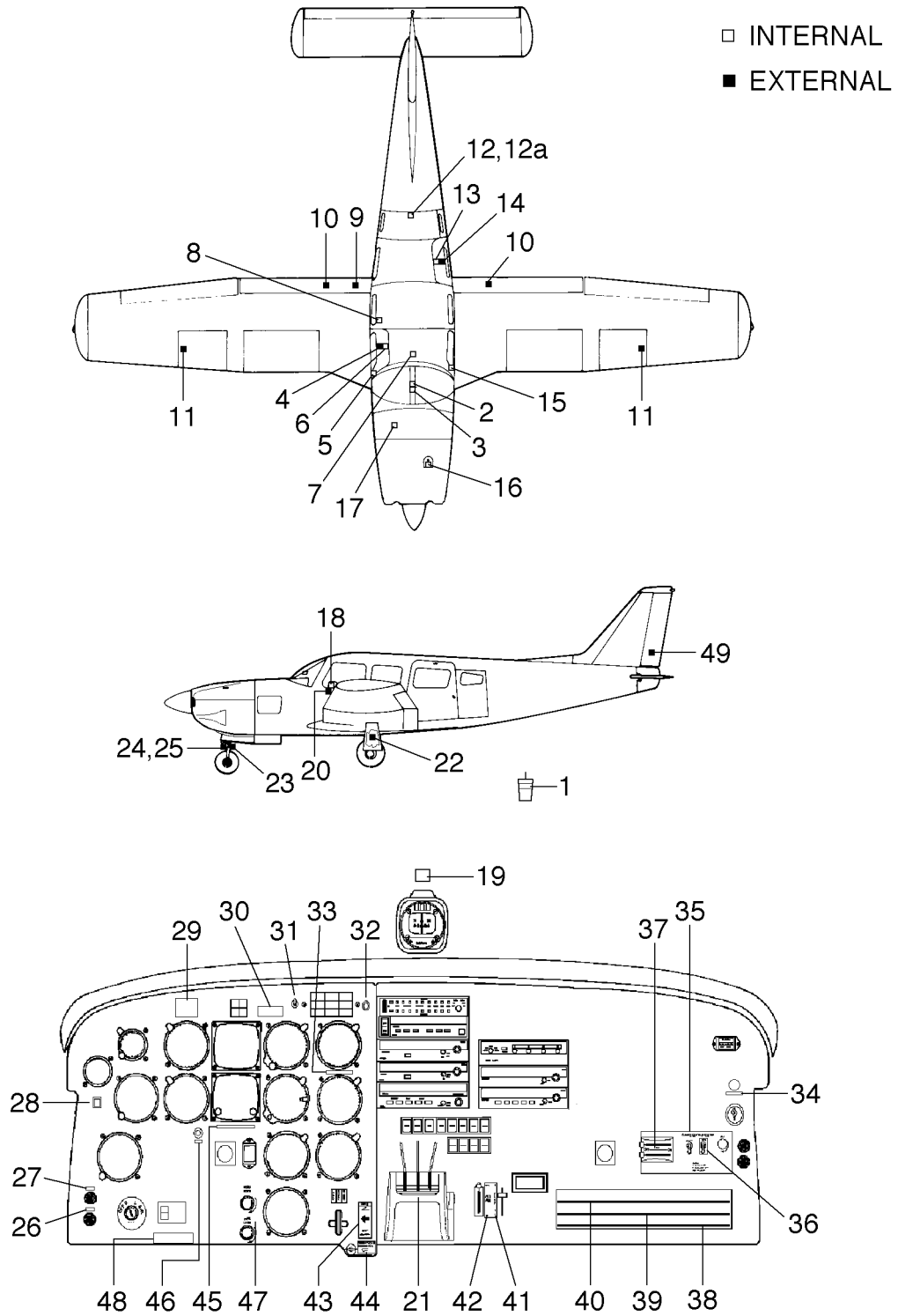


Figure 102. Placards Installation
 (PA-32R-301 s/n 3213029 and 3213042 and up)

Reissued: May 27, 1999

FOR INSTRUCTIONAL USE ONLY
PIPER AIRCRAFT
PA-32R-301/301T
AIRPLANE PARTS CATALOG

CODE EXPLANATIONS FOR FIGURE 102

A - This placard is supplied as part of Standby Vacuum System Kit, Piper code 566 528.

FOR INSTRUCTIONAL USE ONLY
PIPER AIRCRAFT
PA-32R-301/301T
AIRPLANE PARTS CATALOG

Figure and Index Number	Part Number	Code	Nomenclature	No. Req.	Serial Numbers Affected
102-	85196		DRAWING - Placard Installation		
-1	62923-00		PLACARD - Fuel check bottle	1	
-2	35669-162		PLACARD - Fuel selector	1	
-3	69363-00		PLACARD - Nose L - R	1	
-4	87334-02		PLACARD - Door release	1	
	63774-00		SILK SCREEN - Door release	1	
-5	69669-117		PLACARD - Open	1	
	69669-118		PLACARD - Latch	1	
-6	36500-02		PLACARD - Engage latch	1	
-7	67786-00		PLACARD - Stabilator trim	1	
-8	65463-00		PLACARD - Fuel sump drain	1	
-9	35664-02		PLACARD - Warning - flap step unsafe	1	
-10	87341-04		PLACARD - No step	2	
	38015-07		SILK SCREEN - No step	2	
-11	456 682		PLACARD - Avgas only (000002)	2	
-12	96272-00		PLACARD - Maximum baggage	1	
-12a	66787-00		PLACARD - Soft wear only	1	
-13	36501-02		PLACARD - Engage latch	1	
-14	87335-02		PLACARD - Door release	1	
	68190-00		SILK SCREEN - Door release	1	
-15	69669-199		PLACARD - Airplane operating category	1	
-16	87340-02		PLACARD - Oil grade	1	
	63557-00		SILK SCREEN - Oil grade	1	
-17	35669-63		PLACARD - Maximum baggage	1	
-18	69669-141		PLACARD - Storm window	1	
-19	87369-27		PLACARD - Compass deviation	1	
-20	87341-03		PLACARD - Level point	1	
	38015-06		SILK SCREEN - Level point	1	
-21	69669-44		PLACARD - Control quadrant	1	
-22	69669-88		PLACARD - Main gear service	2	
-23	69669-89		PLACARD - Nose gear service	1	
-24	35669-05		PLACARD - Nose wheel alignment	1	
-25	35669-07		PLACARD - Turn limit	1	
-26	84967-132		PLACARD - Mike	2	
-27	84967-131		PLACARD - Phone	2	
-28		A	PLACARD - Caution - before using aux pump (B4-203-1)	1	
		A	PLACARD - Aux Vac (B4-192-1)	1	
		A	PLACARD - Push On-Off (B4-192-2)	1	
-29	84967-124		PLACARD - Demonstrated X-wind	1	
-30	19099-00		PLATE - (N.....)	1	
-31	84967-130		PLACARD - Day-Night	1	
-32	84967-133		PLACARD - Press to test	1	
-33	84967-144		PLACARD - Do not exceed - manifold pressure	1	
-34	84967-137		PLACARD - KLN 90 Dataloader	1	
-35	84967-138		PLACARD - Climate control center	1	
-36	84967-143		PLACARD - Fan - hi low off	1	
-37	84967-139		PLACARD - Heat-def - on off	1	
-38	84967-125		PLACARD - Circuit breaker panel	1	
-39	84967-126		PLACARD - Circuit breaker panel	1	
-40	84967-127		PLACARD - Circuit breaker panel	1	
-41	84967-129		PLACARD - Flap lever	1	
-42	84967-142		PLACARD - Alt Air - open close	1	
-43	84967-123		PLACARD - Gear up-down speeds	1	
-44	84967-140		PLACARD - Emergency gear extension	1	
-45	84967-134		PLACARD - GPS limited to VFR use only	1	
-46	84967-135		PLACARD - GPS	1	

When ordering, always specify Part Number, Description, and Serial Number of Aircraft

Reissued: May 27, 1999

FOR INSTRUCTIONAL USE ONLY
PIPER AIRCRAFT
PA-32R-301/301T
AIRPLANE PARTS CATALOG

Figure and Index Number	Part Number	Code	Nomenclature	No. Req.	Serial Numbers Affected
102-47	84967-128		PLACARD - Switch lights-Panel lights	1	
-48	84967-136		PLACARD - Alternate static source	1	
-49	87341-02		PLACARD - Do not push	2	
	38015-05		SILK SCREEN - Do not push	2	

When ordering, always specify Part Number, Description, and Serial Number of Aircraft

FOR INSTRUCTIONAL USE ONLY
PIPER AIRCRAFT
PA-32R-301/301T
AIRPLANE PARTS CATALOG

CODE EXPLANATIONS FOR OPTIONAL EQUIPMENT KITS AND REPAIR KITS

- A - Used on PA-32R-301 only.
- B - Used on PA-32R-301T only.
- C - Used with Hartzell propeller HC-C3YR-1()F/F-7663R-0.
- D - Used with Hartzell propeller HC-E3YR-1()F/F-7673DR-0.
- E - If aircraft is not equipped with a pilot operated boom mike switch (located on control wheel), order Boom Mike Installation Kit 764 043
- F - This Kit is less headphone assembly p/n 464 407 which must be ordered separately.
- G - The following parts may need to be installed in conjunction with this kit. These parts must be ordered separately: if aircraft is equipped with air conditioning, order compressor support bracket assembly p/n 39682-02; order new 100 amp ammeter gauge p/n 39650-02 for aircraft with Serial Numbers 32R-8029001 to 32R-8129090 inclusive, or 100 amp ammeter gauge p/n 87359-02 for aircraft with Serial Numbers 32R-8129091 and up. If this kit is not being installed in conjunction with the Two Blade Propeller De-ice Kit 764 046 or Three Blade Propeller De-ice Kit 764 047, order new starter ring gear p/n 462 134 (Lycoming #LW16795) for two blade propeller, or new starter ring gear p/n 462 135 (Lycoming #LW16796) for three blade propeller.
- H - This Kit is less lower right instrument panel cover assembly p/n 69901-05 which must be ordered separately. Specify panel cover color.
- J - If aircraft is not equipped with a 90 amp alternator, a 90 Amp Alternator Installation Kit 764 108 must also be ordered and installed.
- K - If aircraft is equipped with a Prestolite 60 amp alternator mounted on the right side of the engine, 60 Amp Air Conditioning Alternator Installation Kit 764 410 must also be ordered and installed. If aircraft is equipped with a Ford 90 amp alternator order and install lower compressor support bracket p/n 39682-02.
- L - For PA-32R-301, also order suction hose assembly p/n 99592-09, discharge hose assembly p/n 99592-08, and harness assembly p/n 99996-04 For PA-32R-301T, also order suction hose assembly, p/n 99592-22, discharge hose assembly p/n 99592-12, and harness assembly p/n 99996-09.
- M - To obtain maximum air conditioning efficiency, it is recommended that tinted windshield and windows be installed before installing this kit.
- N - Used on PA-32R-301 with serial numbers 32R-8213001 thru 32R-8513001, and PA-32R-301T with serial numbers 32R-8229001 thru 32R-8529001.
- O - Used on PA-32R-301 with serial numbers 32R-8013001 thru 32R-8113094, and PA-32R-301T with serial numbers 32R-8029001 thru 32R-8129090.
- P - Used on PA-32R-301 with serial numbers 32R-8613003 and up, and 3213001 and up.
- R - Used on PA-32R-301T with serial numbers 32R-8629004 and up, and 3229001 and up.

FOR INSTRUCTIONAL USE ONLY
PIPER AIRCRAFT
PA-32R-301/301T
AIRPLANE PARTS CATALOG

Figure and Index Number	Part Number	Code	Nomenclature	No. Req.	Serial Numbers Affected
-------------------------	-------------	------	--------------	----------	-------------------------

OPTIONAL EQUIPMENT KITS

36734-02			CARD - Passenger briefing		
38659-02	B		PLOTTER ASSEMBLY - Weight and balance		
38658-02	A		PLOTTER ASSEMBLY - Weight and balance		
89002-02	P		PLOTTER ASSEMBLY - Weight and balance		
89003-02	R		PLOTTER ASSEMBLY - Weight and balance		
87543-04	B		CHECKLIST - Normal/Emergency		
87543-05	A		CHECKLIST - Normal/Emergency		
69595-11			JUMP SEAT INSTALLATION - with shoulder harness		
763 968			SHOULDER HARNESS INSTALLATION - Passenger, center seats, forward facing		
763 969			SHOULDER HARNESS INSTALLATION - Passenger, rear seats		
761 052			HEAVY DUTY BRAKES, WHEELS AND TIRES		
760 296			PITOT COVER		
763 961			DOOR JAMB SNUBBER INSTALLATION		
764 041	B,E		FIXED OXYGEN SYSTEM INSTALLATION		
764 043	B,F		BOOM MIKE INSTALLATION		
764 046	B,H,J		TWO BLADE HEATED PROPELLER SYSTEM INSTALLATION		
764 047	B,H,J		THREE BLADE HEATED PROPELLER SYSTEM INSTALLATION		
764 108	B,G		90 AMP ALTERNATOR INSTALLATION		
764 109	B		HEATED PITOT STATIC AND PRESSURE HEAD INSTALLATION		
764 409	K,L,M		AIR CONDITIONING SYSTEM INSTALLATION		
765 121	N		AVIONICS COOLING BLOWER REPLACEMENT		
765 186	O		AMMETER REPLACEMENT		
765 199			BACK UP LANDING GEAR EXTENDER REMOVAL		
764 785			PUMP COVER - Baggage floor		

REPAIR KITS

763 888	A,C		PROPELLER REPAIR KIT		
760 909	B,D		PROPELLER REPAIR KIT		
766 252	B		ENGINE MOUNT DRAG LINK INSTALLATION KIT		
766 253	A		ENGINE MOUNT DRAG LINK INSTALLATION KIT		
766 222			FIRE RESISTANT FIBERGLASS REPAIR		
179 876			SEALANT - Window, white, cartridge		

When ordering, always specify Part Number, Description, and Serial Number of Aircraft

FOR INSTRUCTIONAL USE ONLY
PIPER AIRCRAFT
PA-32R-301/301T
AIRPLANE PARTS CATALOG

THIS PAGE INTENTIONALLY LEFT BLANK

FOR INSTRUCTIONAL USE ONLY
PIPER AIRCRAFT
PA-32R-301/301T
AIRPLANE PARTS CATALOG

THIS PAGE INTENTIONALLY LEFT BLANK

FOR INSTRUCTIONAL USE ONLY
PIPER AIRCRAFT
PA-32R-301/301T
AIRPLANE PARTS CATALOG

Part Number	Figure and Index No.	Part Number	Figure and Index No.	Part Number	Figure and Index No.	Part Number	Figure and Index No.
02570-02	23-44	21459-00	49-51	35174-01	4-10	35669-25	99-10
02585-04	41-51	21478-00	15-19	35207-00	82-38	35669-25	99A-10
02585-05	41-51	21710-00	24-30	35207-04	92C-5	35669-25	101-67
02585-06	41-51	21712-02	24-17	35208-05	82-59	35669-27	67-56
02867-02	11-14	21822-00	27-63	35208-11	91B-5	35669-27	101-58
02869-02	11-14a	21831-04	24-32	35208-11	92C-4	35669-28	45-62
06205-05	45-10	21843-00	15-17	35214-00	81-52	35669-28	101-31
06205-08	45-17	21844-00	15-18	35270-00	23-34	35669-38	45-38
12761-02	81-39	22105-03	75-18	35282-04	23-37	35669-38	101-29
14627-03	15-4	22482-00	13-20	35283-00	23-35	35669-60	82-42
14635-02	15-6	23319-00	61-9	35284-02	23-36	35669-60	101-45
14843-16	27-17	23969-02	81-6	35284-03	23-33	35669-61	82-43
14843-90	15-15	23969-02	82-66	35337-02	4-52	35669-61	91A-3
14976-11	24-19	23969-02	84-12	35402-00	67-21	35669-61	101-46
14976-15	23-63	23969-03	81-7	35402-04	67-57	35669-63	36-81
14976-16	23-63	23969-03	82-62	35404-00	4-61	35669-63	101-25
15061-04	67-26	23969-05	81-8	35404-01	4-61	35669-63	102-17
15660-02	72-9	23969-05	84-21	35425-00	4-39	35669-76	45-74
15661-02	72-10	23969-05	85-7	35476-03	66-6	35669-76	88A-14
18132-02	87-8	23969-05	87-10	35507-02	47-36	35669-76	101-59
18219-02	59-47	24047-00	59-6	35630-16	2-21	35669-76	101-93
18219-02	60-33	24047-00	60-6	35640-08	5-8	35669-101	45-72
18219-02	87-9	24048-00	59-7	35640-09	5-8	35669-101	101-6
18321-00	81-55	24048-00	60-7	35640-10	5-9	35669-104	44-22
18968-00	40-4	24787-04	51A-6	35640-11	5-9	35669-104	101-60
18968-00	41-32	24787-05	51A-7	35641-18	2-8	35669-105	93-12
19063-02	17-36	24788-00	51A-8	35641-19	2-8	35669-105	93A-4
19099-00	102-30	24791-00	51A-11	35641-20	2-8	35669-105	101-61
19336-00	40-12	24793-02	51A-12	35641-21	2-8	35669-110	82-46
19336-00	40-36	24793-04	51A-13	35641-22	2-8a	35669-110	92B-25
19336-00	40-49	24820-00	51A-15	35641-23	2-8b	35669-110	92C-6
19336-00	41-31	24862-10	51A-16	35641-26	2-8a	35669-110	101-65
19336-01	40-12	24995-00	48-31	35641-27	2-8b	35669-129	45-70
19336-01	40-36	25690-02	91-10	35662-02	23-40	35669-132	36-79
19336-01	40-49	25690-02	92-16	35664-02	2-49	35669-132	93-11
19336-01	41-31	26246-00	54-2	35664-02	101-69	35669-132	101-64
19365-02	40-14	26345-05	51A-1	35664-02	102-9	35669-137	80-28
19365-02	40-38	26749-07	46-2	35669-05	24-46	35669-137	101-39
19365-02	40-51	26749-10	80A-6	35669-05	101-14	35669-138	45-69
19365-02	41-33	31637-02	88C4	35669-05	102-24	35669-138	101-22
19392-15	40-37	31637-03	88C-5	35669-07	24-54	35669-154	96-2
19392-15	40-50	31747-00	60-40	35669-07	101-13	35669-154	101-55
20735-05	24-11	31997-00	88C-2	35669-07	102-25	35669-157	80-29
20754-02	28-2	33034-00	88C-3	35669-13	44-29	35669-157	101-40
20784-00	24-14	35166-00	3-26	35669-13	101-3	35669-160	45-64
20784-00	28-19	35166-01	3-26	35669-16	72-40	35669-160	101-34
21156-00	75-59	35168-12	4-4	35669-16	101-43	35669-161	45-68
21176-00	15-22	35168-13	4-4	35669-18	16-16	35669-161	101-38
21176-00	16-5	35174-00	4-10	35669-18	101-10	35669-162	101-23

FOR INSTRUCTIONAL USE ONLY
PIPER AIRCRAFT
PA-32R-301/301T
AIRPLANE PARTS CATALOG

Part Number	Figure and Index No.	Part Number	Figure and Index No.	Part Number	Figure and Index No.	Part Number	Figure and Index No.
35669-162	102-2	36558-05	75-34	36772-02	81-51	36886-12	80A-47
35669-163	65-23	36572-03	14-37	36773-02	81-50	36886-15	80A-48
35669-163	101-42	36572-03	15-52a	36800-02	44-21	36896-04	99-11
35669-165	45-77	36588-04	36-83	36801-02	44-23	36896-05	99-12
35669-165	101-83	36590-02	14-41	36801-03	44-24	36933-02	82-57
35669-166	88A-15	36590-02	15-48	36802-02	44-26	36938-02	43-8
35669-166	88B-26	36592-02	55-1	36803-02	44-25	36938-03	43-8
35669-166	101-70	36592-39	55-3	36806-02	2-8d	36938-04	40-72
35669-172	45-25	36598-02	14-36	36806-03	2-8d	36939-02	88A-13
35669-172	101-30	36612-02	76-3	36839-03	8-46	36939-03	88A-8
35669-188	72-47	36614-11	80A-41	36844-04	92B-1	36939-04	88B-11
35669-188	101-81	36615-05	76-1	36844-05	92A-2	36939-05	88B-12
35669-196	80A-55	36616-03	76-2	36848-02	45-35	36941-27	99-1
35669-196	101-89	36636-04	46-35	36848-04	45-35	36943-03	99-6
35669-198	80A-57	36682-04	81-60	36848-10	45-35	36943-07	99-5
35669-198	101-91	36682-05	81-60	36848-11	45-35	36946-02	80A-14
35672-02	92A-19	36700-21	66-21	36848-12	45-35	36950-02	80-53
35672-02	94-13	36712-02	19-17	36848-13	45-35	36951-02	80-52
35672-02	95-10	36718-02	4-26	36875-02	8-29	36956-02	80-51
35680-05	45-54	36718-03	4-26	36875-03	8-29	36957-04	80-47
35680-06	45-55	36722-04	14-60	36875-04	8-29	36957-05	80-49
35680-11	45-58	36722-08	15-75	36875-05	8-29	36957-06	80-50
35680-12	45-57	36722-09	15-76	36875-06	8-29	36959-02	80-38
35680-15	45-60	36722-11	17-41	36877-02	45-40	36960-06	80-37
35680-16	45-61	36739-10	2-8	36885-04	99A-6	36960-07	80-36
35680-22	45-59	36739-11	2-8	36885-05	99A-7	36960-08	80-35
35680-24	45-55	36739-22	2-8	36886-02	99A-17	36960-09	80-34
35680-26	45-56	36739-23	2-8	36886-08	99A-13	36960-10	80-30
35692-02	2-10	36739-28	2-8c	36886-09	99A-8	36960-11	80-33
35696-02	47-35	36739-29	2-8c	36886-11	80A-26	36960-13	80-31
35725-02	2-11	36739-44	2-8	36886-12	80A-47	36960-21	80-32
35733-04	3-24	36739-45	2-8	36886-15	80A-48	36962-02	80-39
35733-05	3-24	36739-46	2-8	36896-03	99A-11	36962-03	80-39
35777-07	81-14	36739-47	2-8	36896-05	99A-12	36963-02	80-45
35777-08	81-14	36742-02	81-42	36896-04	99-11	36963-03	80-46
35797-05	23-2	36742-04	81-44	36844-05	92A-2	36965-02	80-27
35806-02	48-80	36742-05	81-44	36848-02	45-35	36970-02	95-2
35806-02	49-77	36742-06	81-40	36848-07	45-35	36973-06	95-1
35821-02	48-78	36742-07	81-40	36856-02	41-18	36974-02	36-24
35821-02	49-75	36742-09	81-48	36858-02	41-39	36986-02	36-24
35906-02	48-79	36742-12	81-46	36864-02	41-20	37280-05	5-5
35906-02	49-76	36742-13	81-42	36875-02	8-29	37281-02	5-19
36500-02	102-6	36742-14	81-40	36875-03	8-29	37343-78	47-43
36501-02	102-13	36742-15	81-44	36875-04	8-29	37343-79	47-13
36515-02	63-35	36742-15	81-46	36875-05	8-29	37343-80	47-44
36530-02	92A-4a	36742-15	81-48	36875-06	8-29	37343-81	47-41
36530-02	92B-4	36742-20	81-12	36875-07	8-29	37343-82	47-14
36535-02	46-2	36748-02	81-61	36877-02	45-40	37343-99	80A-27
36558-02	75-35	36748-03	81-61	36886-11	80A-26	37343-100	80A-27

FOR INSTRUCTIONAL USE ONLY
PIPER AIRCRAFT
PA-32R-301/301T
AIRPLANE PARTS CATALOG

Part Number	Figure and Index No.	Part Number	Figure and Index No.	Part Number	Figure and Index No.	Part Number	Figure and Index No.
37365-04	82C-45	37835-02	44-15	38020-00	49-8	38070-05	31-14a
37399-02	82-II	37839-02	44-16	38023-02	11-59	38071-00	31-19
37487-00	4-69	37840-02	43-4	38023-03	11-60	38071-00	32-24
37693-04	94-1	37850-02	44-8	38024-00	75-68	38071-01	31-19
37694-02	94-2	37871-04	81-38	38024-01	75-68	38071-01	32-24
37704-00	80A-58	37871-05	81-31	38025-00	75-69	38071-08	31-26
37704-00	88A-19	37873-03	81-30	38025-01	75-69	38071-08	32-31
37704-00	88B-14	37902-06	41-8	38034-00	8-10	38074-00	31-18
37704-18	80A-59	37902-08	41-9	38034-03	8-10	38075-00	31-14
37713-00	80A-76	37902-09	41-9	38035-02	8-6	38075-00	32-14
37714-00	80A-77	37939-02	81-29	38035-03	8-3	38076-00	31-16
37715-00	80A-28	37939-03	7-39	38035-04	8-3	38076-01	31-16
37716-00	80A-29	37970-02	23-39	38035-16	8-2	38076-04	31-17
37722-02	31-4	37994-02	47-3	38035-17	8-2	38076-05	31-17
37722-02	32-4	37996-02	16-3	38035-18	8-2	38078-02	23-23
37722-03	31-7	37997-02	76-6	38037-00	8-9	38080-00	48-17
37722-03	32-7	37997-02	78-5	38037-04	8-8	38080-09	48-18
37729-00	72-39	37998-02	82-49	38037-05	8-7	38080-12	48-22
37732-00	28-13	37999-02	82-48	38037-06	8-7	38080-15	48-20
37745-02	65-7	38001-09	7-1	38039-02	74-44	38080-16	48-19
37794-02	62-24	38001-10	7-1	38040-02	23-10	38080-17	48-24
37794-02	64-46	38001-909	7-5	38041-00	11-14	38082-00	31-22
37796-02	43-3	38001-909	8-1	38041-01	11-14	38082-00	32-27
37797-02	43-6	38001-910	7-12	38041-02	23-28	38084-00	59-41
37799-03	43-2	38001-910	9-1	38044-00	8-17	38084-03	59-41
37799-04	43-5	38001-911	7-20	38046-00	7-10	38086-00	54-13
37799-11	43-2	38001-911	10-1	38046-02	7-42	38086-14	54-14
37799-12	43-5	38001-919	7-5	38047-03	11-64	38090-02	59-54
37799-16	43-1	38001-919	8-1	38047-05	11-65	38090-02	60-42
37799-16	44-1	38001-960	7-3	38050-00	74-28	38090-03	59-55
37799-17	43-1	38001-961	7-3	38052-00	74-27	38090-03	60-27
37799-17	44-1	38001-962	7-22	38053-02	74-26	38091-00	59-1
37799-20	43-2	38001-963	7-22	38054-00	74-48	38091-00	60-1
37799-21	43-5	38001-964	7-23	38055-00	11-66	38094-00	59-69
37799-22	43-1	38001-964	11-1	38055-02	11-66	38094-02	83-3
37799-22	44-1	38001-965	7-23	38056-00	11-67	38103-02	74-38
37799-23	43-2	38001-965	11-1	38056-03	11-67	38108-00	31-20
37799-24	43-5	38001-966	7-28	38062-00	84-2	38108-00	32-25
37799-25	43-1	38001-966	12-1	38062-02	84-2a	38109-00	31-21
37799-25	44-1	38001-967	7-4	38062-04	84-6	38109-00	32-26
37823-02	43-4	38001-968	7-4	38062-10	84-3	38118-03	3-7
37823-07	43-4	38015-05	102-49	38062-19	84-2a	38118-05	2-12
37824-02	43-7	38015-06	102-20	38062-20	84-2	38118-06	3-6
37825-07	44-33	38015-07	102-10	38065-00	23-38	38136-00	11-15
37829-03	44-20	38019-03	48-14	38068-02	23-26	38136-01	11-15
37833-10	59-42	38019-05	48-13	38070-00	31-12	38136-08	11-16
37833-11	59-42	38019-08	54-23	38070-01	31-12	38136-09	11-16
37833-12	59-42	38019-14	48-13	38070-04	31-13	38137-02	51-3
37834-02	44-14	38020-00	48-1	38070-04	32-13	38137-03	51-2

FOR INSTRUCTIONAL USE ONLY
PIPER AIRCRAFT
PA-32R-301/301T
AIRPLANE PARTS CATALOG

Part Number	Figure and Index No.	Part Number	Figure and Index No.	Part Number	Figure and Index No.	Part Number	Figure and Index No.
38137-04	51-1	38224-04	45-20	38500-907	3-1	38586-06	4-24
38137-05	51-4	38227-903	7-26	38500-908	2-3	38586-07	4-24
38137-06	51-5	38228-900	7-24	38500-908	3-2	38586-10	4-24
38137-07	51-6	38228-901	7-24	38500-909	2-3	38586-11	4-24
38143-03	85-11	38229-900	7-9	38500-909	3-2	38592-06	65-16
38143-04	85-9	38230-04Y	65-4	38500-910	2-4	38596-02	65-25
38145-00	75-63	38232-04	23-16	38500-910	4-1	38596-03	65-24
38145-06	75-64	38234-00	23-18	38500-911	2-4	38596-05	65-24
38146-02	51-7	38245-00	19-17	38500-911	4-1	38596-05	65-25
38147-00	75-65	38251-02	81-50	38500-912	4-22	38599-02	65-16
38147-01	75-65	38251-03	81-51	38500-913	4-22	38613-02	49-11
38148-00	75-66	38252-02	81-27	38502-02	3-34	38613-10	49-13
38149-00	81-54	38252-03	81-28	38502-03	3-34	38613-11	49-14
38149-04	81-54	38255-02	82-36	38517-03	65-3	38613-13	49-12
38149-07	82-52	38390-02	97-12	38520-02	3-4	38613-21	49-18
38149-05	82-52	38459-02	53-27	38520-03	3-4	38613-22	49-16
38151-00	23-6	38460-02	63-18	38523-03	3-22	38617-02	49-74
38154-00	62-4	38462-02	50-1	38523-04	3-22	38619-02	65-26
38154-00	64-4	38465-02	33-33	38526-800	3-33	38619-04	65-26
38155-00	48-69	38466-02	53-14	38526-801	3-33	38625-02	55-13
38158-00	75-13	38468-02	63-33	38528-06	3-30	38625-03	55-13
38159-02	51-9	38469-02	49-68	38528-09	99-7	38629-02	55-27
38162-06	51-10	38470-02	49-59	38528-10	99-8	38629-05	55-27
38166-00	48-27	38471-02	49-54	38528-802	3-31	38644-02	5-10
38174-04	23-27	38472-02	49-42	38528-803	3-31	38644-03	5-10
38175-00	74-35	38476-02	75-75	38529-02	4-28	38645-02	5-15
38178-02	36-21	38483-02	3-25	38529-03	4-28	38645-03	5-15
38178-03	36-21	38483-03	3-25	38529-06	4-28	38646-02	5-7
38178-04	36-21	38484-04	3-29	38529-07	4-28	38646-03	5-7
38182-02	36-1	38484-05	3-29	38549-02	3-3	38647-02	5-2
38182-03	36-1	38486-02	11-40	38549-03	3-3	38647-03	5-2
38183-04	36-2	38487-02	11-36	38552-02	62-40	38648-04	5-4
38185-00	74-33	38488-08	2-5	38552-02	64-41	38648-05	5-4
38186-02	36-3	38488-08	65-	38554-02	11-71	38649-02	4-27
38188-06	36-4	38488-09	2-5	38565-02	2-27	38649-03	4-27
38188-08	36-4	38488-09	65-	38568-02	3-11	38650-04	2-6
38192-00	19-4	38493-02	4-2	38568-03	3-11	38650-04	5-1
38193-04	36-10	38493-03	4-2	38570-02	11-71	38650-05	2-6
38200-00	59-10	38496-02	3-23	38571-02	3-32	38650-05	5-1
38200-00	60-10	38496-03	3-23	38572-02	2-13	38652-02	4-64
38202-00	59-11	38497-02	3-5	38574-03	4-5	38652-03	4-64
38202-00	60-11	38497-03	3-5	38581-06	4-67	38653-02	4-62
38204-00	75-62	38499-02	4-3	38581-07	4-67	38653-03	4-62
38204-03	75-77	38499-03	4-3	38581-10	4-66	38656-02	4-63
38210-00	4-8	38500-900	2-	38581-11	4-66	38656-03	4-63
38210-01	4-8	38500-901	2-1	38581-800	4-65	38660-02	5-17
38211-00	3-14	38500-906	2-2	38581-801	4-65	38660-03	5-17
38211-01	3-14	38500-906	3-1	38586-02	4-24	38661-02	5-6
38222-03	19-18	38500-907	2-2	38586-03	4-24	38661-03	5-6

FOR INSTRUCTIONAL USE ONLY
PIPER AIRCRAFT
PA-32R-301/301T
AIRPLANE PARTS CATALOG

Part Number	Figure and Index No.	Part Number	Figure and Index No.	Part Number	Figure and Index No.	Part Number	Figure and Index No.
38663-02	4-53	39740-14	17-14	41001-10	68-3	62421-00	11-33
38666-02	66-5	39743-02	18-35	41101-10	68-9	62421-01	11-33
38666-03	66-5	39743-03	18-58	41001-10	70-3	62443-00	13-24
38671-806	49-4	39751-02	100-9	41635-00	49-9	62444-05	13-7
38672-806	48-73	39759-11	18-13	44386-03	24-18	62445-00	13-11
38676-02	2-26	39759-15	18-13	48629-00	101-4	62451-00	13-30
38711-02	101-2	39759-19	18-14	50111-00	67-15	62453-00	13-8
38724-02	49-69	39759-21	18-14	51006-00	45A-10	62455-00	13-31
38726-02	49-70	39759-23	18-14	52586-02	90-1	62463-00	13-53
38729-14	49-8	39759-25	18-14	55447-02	59-52	62464-00	13-54
38729-18	48-1	39759-27	18-15	61402-93	23-14	62465-00	13-55
38731-02	49-39	39759-29	18-15	61879-02	48-11	62471-00	13-12
38733-02	49-10	39759-31	18-15	61879-02	49-37	62479-02	9-6
38737-02	52-17	39759-33	18-15	62002-02	19-19	62506-00	9-59
38737-02	53A-4	39759-35	18-16	62002-03	19-20	62506-03	9-64
38738-05	52-16	39759-37	18-16	62002-04	19-21	62506-04	9-65
38738-05	53A-5	39759-47	18-18	62019-04	72-11	62514-00	8-24
38739-02	52-18	39763-02	37A-17	62033-00	65-2	62516-00	9-7
38739-02	53A-6	39763-03	37A-18	62044-00	65-9	62542-00	8-41
38747-02	87-2	39763-04	37A-19	62061-05	3-15	62542-01	8-41
38747-03	87-3	39763-05	37A-20	62087-04	3-10	62543-00	11-4
38747-04	87-12	39763-10	37A-21	62091-02	3-18	62543-02	11-4
38747-05	87-4	39763-11	37A-22	62129-03	4-55	62545-03	11-43
38995-02	74-42	39763-12	37A-23	62129-04	4-55	62554-00	12-14
38996-03	74-1a	39763-13	37A-24	62129-07	4-56	62554-00	12-16
38998-05	74-1	39785-02	92A-1	62129-08	4-56	62557-04	40-64
39515-04	8-55	39789-02	80-45	62226-00	85-1	62558-00	11-6
39515-05	8-55	39789-06	80-56	62227-00	85-2	62558-01	11-8
39576-02	82-11	39797-02	37A-7	62279-00	84-10	62563-00	12-20
39650-02	45-15	39797-04	37A-11	62320-03	6-13	62563-01	12-20
39662-09	81-37	39797-04	37A-13	62324-00	6-5	62566-00	12-21
39663-02	88A-9	39797-05	37A-15	62324-01	6-5	62581-00	11-24
39663-02	88B-13	39797-10	37A-16	62327-00	6-7	62581-01	11-24
39677-02	80A-44	39797-12	37A-9	62328-00	6-8	62601-02	11-49
39682-02	77-10	39797-13	37A-8	62328-00	6-9	62606-00	11-50
39721-00	17-20	39797-14	37A-10	62328-01	6-8	62607-00	11-51
39727-02	10-13	39797-15	37A-12	62328-01	6-9	62608-00	11-52
39728-03	18-59	39797-16	37A-14	62330-00	6-11	62620-00	11-11
39740-02	18-25	39800-02	91A-4	62330-01	6-11	62644-00	8-43
39740-03	18-29	39800-02	92A-25	62331-00	6-12	62645-04	13-13
39740-04	18-60	39802-02	92A-5	62331-01	6-12	62653-05	8-26
39740-05	18-57	39822-03	65-17	62332-00	6-10	62654-00	40-63
39740-06	18-36	39824-800	65-16	62332-02	6-10	62654-03	40-63
39740-07	18-33	39856-02	65-17a	62336-00	6-17	62656-00	9-35
39740-08	18-32	39869-02	82-63	62336-01	6-17	62664-00	11-12
39740-09	18-37	39887-02	87-14	62413-00	13-22	62665-02	13-28
39740-10	18-40	39888-02	87-4	62413-01	13-22	62674-01	8-25
39740-11	18-39	40559-28	2-59	62414-00	13-21	62674-03	8-25
39740-13	17-15	41001-10	66-10	62414-01	13-21	62679-00	11-10

FOR INSTRUCTIONAL USE ONLY
PIPER AIRCRAFT
PA-32R-301/301T
AIRPLANE PARTS CATALOG

Part Number	Figure and Index No.	Part Number	Figure and Index No.	Part Number	Figure and Index No.	Part Number	Figure and Index No.
62679-01	11-10	62715-02	69-29	62833-43	23-56	62923-00	65-14
62697-02	9-66	62715-03	68-28	62833-43	23-57	62923-00	100-66
62701-08	70-2	62716-07	72-17	62833-44	27-6	62923-00	101-66
62701-14	67-36	62727-00	67-29	62833-44	27-11	62923-00	102-1
62701-36	66-1	62727-01	67-29	62833-45	24-23	63020-02	14-59
62701-37	68-1	62733-00	67-12	62833-46	59-20	63020-02	15-63
62701-37	70-1	62734-02	67-13	62833-46	60-20	63036-03	14-43
62701-41	69-2	62736-00	67-14	62833-50	59-17	63036-04	14-43
62701-42	89-27	62740-00	67-7	62833-50	60-17	63037-00	9-37
62701-47	69-1	62743-02	66-18	62833-64	23-58	63037-00	10-21
62701-135	918-16	62743-03	70-19	62833-78	40-20	63039-00	14-35
62701-135	92-27	62743-04	66-19	62833-78	41-40	63039-00	15-29
62701-199	66-2	62743-04	68-25	62833-82	77-12	63039-04	59-12
62701-200	66-3	62743-04	70-5	62833-83	77-9	63039-04	60-12
62701-201	66-4	62743-05	68-26	62833-83	87-17	63042-00	14-42
62701-205	68-2	62743-06	66-16	62833-85	72-36	63045-00	14-40
62701-207	68-1	62743-08	70-15	62833-86	48-23	63045-00	15-45
62701-208	68-2	62743-09	70-14	62833-86	72-36	63078-06	13-50
62703-34	72-12	62743-10	68-8	62833-87	23-57	63078-34	4-72
62706-307	67-5	62743-11	68-7	62833-90	87-5	63142-21	36-30
62709-00	68-23	62746-00	66-20	62833-101	15-54	63142-28	17-28
62710-02	66-44	62753-00	13-9	62833-101	59-89	63142-28	36-35
62710-03	68-16	62763-00	11-27	62833-101	60-58	63142-29	17-29
62710-03	70-4	62764-00	67-22	62833-101	79-28	63142-30	17-30
62711-02	66-11	62764-02	67-23	62833-101	79-34	63142-33	36-31
62711-02	67-37	62778-00	72-30	62833-105	14-27	63142-34	36-32
62711-03	66-13	62782-00	72-23	62833-107	14-48	63142-47	36-31
62711-03	68-3	62784-00	72-24	62833-107	14-50	63142-50	36-33
62711-03	68-27	62789-00	67-3	62833-107	23-56	63142-54	36-34
62711-03	69-10	62820-00	67-32	62833-109	27-38	63142-55	36-29
62711-04	13-29	62821-00	67-33	62833-112	27-38	63142-56	36-28
62711-04	67A-30	62822-08	19-36	62833-124	27-59	63149-22	18-17
62711-04	69-36	62827-07	36-41	62833-126	71-14	63149-23	18-17
62711-05	66-12	62829-05	71-1	62833-131	80-55	63186-02	19-16
62712-02	67-39	62831-00	71-8	62834-02	72-18	63186-03	62-42
62712-03	66-22	62832-00	71-9	62836-00	71-11	63186-03	64-65
62713-02	66-40	62833-07	48-21	62837-02	71-12	63186-09	81-14
62713-02	67-38	62833-10	23-65	62838-00	71-6	63186-12	94-7
62713-03	66-14	62833-11	62-54	62839-00	72-29	63186-21	19-7
62713-04	66-15	62833-11	63-54	62840-02	72-44	63186-23	95-5
62714-02	68-29	62833-17	73-13	62840-03	72-44	63207-00	47-7
62714-02	69-27	62833-18	69-23	62845-02	72-28	63211-00	91B-7
62714-03	68-20	62833-21	14-51	62856-00	67-28	63211-00	92-41
62714-03	68-31	62833-23	8-54	62856-01	67-28	63222-00	82-39
62714-04	66-45	62833-28	54-22	62858-03	67-34	63243-02	51-16
62714-04	69-28	62833-36	62-53	62858-04	67-35	63257-00	17-31
62715-02	66-44	62833-36	64-53	62858-05	72-45	63264-00	19-34
62715-02	68-19	62833-37	69-39	62867-02	34-9	63287-00	36-42
62715-02	68-30	62833-39	14-58	62874-06	9-10	63293-02	17-24

FOR INSTRUCTIONAL USE ONLY
PIPER AIRCRAFT
PA-32R-301/301T
AIRPLANE PARTS CATALOG

Part Number	Figure and Index No.	Part Number	Figure and Index No.	Part Number	Figure and Index No.	Part Number	Figure and Index No.
63324-04	33-1	63560-02	20-23	63633-181	75-8	63900-75	74-78
63354-00	33-26	63560-03	20-24	63633-186	100-4	63900-81	17-12
63356-00	33-34	63561-05	20-12	63633-189	100-12	63900-82	17-13
63357-00	33-35	63562-00	20-13	63633-190	100-13	63900-85	27-64
63391-02	67-11	63563-00	20-20	63633-191	75-6	63900-88	27-13
63391-03	67-10	63564-00	20-21	63633-192	80A-43	63900-89	27-16
63392-00	20-2	63565-00	20-22	63656-02	23-36	63900-103	28-40
63392-01	20-2	63566-02	20-17	63744-08	16-15	63900-109	24-20
63393-00	20-3	63566-02	20-18	63744-09	18-4	63900-115	28-52
63393-01	20-3	63566-03	20-17	63744-10	17-40	63900-122	24-22
63395-00	22-9	63566-03	20-18	63744-11	31-3	63900-127	62-18
63396-02	22-2	63567-00	20-19	63744-11	32-3	63900-127	64-18
63398-00	21-3	63569-00	20-14	63774-00	102-4	63900-130	27-14
63396-02	22-2	63570-00	20-15	63779-00	67-19	63900-131	33-38
63398-00	21-3	63571-00	20-16	63781-00	67-9	63900-133	42-7
63398-01	21-3	63571-02	20-16	63782-03	67-17	63900-136	17-33
63404-00	72-31	63572-00	20-9	63782-04	67-8	63900-136	75-71
63419-02	73-3	63573-00	20-4	63862-28	84-29	63900-145	40-65
63420-07	73-2	63573-01	20-4	63866-03	82-37	63900-146	40-66
63451-00	73-14	63575-00	20-5	63882-09	69-9	63900-146	46-26
63455-00	73-12	63575-02	20-5	63897-06	76-31	63900-147	31-29
63456-00	73-9	63584-00	19-8	63897-06	77-23	63900-147	32-23
63457-04	73-S	63585-00	19-9	63900-07	44-43	63900-147	40-69
63458-04	73-4	63585-01	19-9	63900-11	28-45	63900-149	40-70
63459-23	73-1	63586-00	19-11	63900-12	60-35	63900-149	42-11
63464-05	34-1	63586-01	19-11	63900-19	2-15	63900-149	44-35
63468-00	34-2	63587-00	19-12	63900-19	75-20	63900-163	88C-10
63469-00	34-3	63587-01	19-12	63900-20	2-16	63900-168	31-27
63469-01	34-4	63588-00	19-13	63900-25	15-65	63900-168	32-32
63470-00	34-5	63594-00	34-24	63900-31	16-9	63900-172	67A-32
63478-00	34-7	63633-06	51A-17	63900-31	66-39	63901-09	34-16
63484-00	28-39	63633-19	75-53	63900-31	68-15	63901-09	74-3
63485-00	34-8	63633-30	75-5	63900-31	70-9	63901-17	28-42
63485-01	34-8	63633-33	51A-19	63900-37	68-10	63901-21	74-4
63501-03	21-5	63633-66	63-9	63900-38	67-30	63901-26	49-26
63502-00	21-6	63633-66	75-7	63900-39	67-31	63901-28	34-15
63504-00	21-10	63633-100	78-31	63900-46	9-67	63901-29	34-17
63506-00	21-9	63633-127	76-12	63900-46	9-72	63901-30	33-32
63509-00	21-12	63633-136	100-2	63900-47	9-67	63901-30	34-18
63510-00	21-14	63633-148	76-11	63900-50	14-44	63901-30	74-5
63515-00	21-13	63633-157	75-8	63900-50	15-46	63901-31	74-6
63530-00	69-25	63633-158	75-9	63900-55	69-30	63901-33	61-3
63543-00	22-5	63633-159	51A-18	63900-56	69-31	63901-40	61-2
63544-00	22-4	63633-161	75-10	63900-59	69-32	63901-52	48-64
63545-00	22-3	63633-162	46-34	63900-60	69-33	63901-77	63-12
63546-00	22-6	63633-169	100-6	63900-61	69-34	63901-91	49-27
63550-00	22-10	63633-173	75-11	63900-64	8-52	63901-98	48-41
63557-00	102-16	63633-173	75-12	63900-66	89-7	63901-99	48-70
63560-02	19-10	63633-179	49-66	63900-67	89-8	63901-100	48-44

FOR INSTRUCTIONAL USE ONLY
PIPER AIRCRAFT
PA-32R-301/301T
AIRPLANE PARTS CATALOG

Part Number	Figure and Index No.	Part Number	Figure and Index No.	Part Number	Figure and Index No.	Part Number	Figure and Index No.
63901-104	63-6	63913-124	99A-22	65034-01	21-11	65463-00	102-8
63901-105	63-7	63913-129	80A-42	65050-00	73-10	65494-00	13-49
63901-106	50-7	63913-132	33-22	65061-00	55A-11	65494-02	13-49
63901-110	61-1	63913-133	48-68	65061-02	55A-2	65546-04	36-37
63901-111	63-8	63913-140	64-36	65061-02	55A-3	65556-00	12-28
63901-126	61-1	63913-143	89-28	65070-05	54-15	65586-04	6-14
63901-127	63-8	63913-150	89-11	65071-00	11-28	65586-05	6-14
63901-129	50-6	63913-151	89-20	65072-00	7-27	65587-00	6-15
63904-22	62-7	63913-152	89-21	65103-02	52-19	65588-00	6-3
63904-22	64-7	63913-153	99A-19	65103-03	53A-10	65589-00	6-4
63904-24	2-45	63913-154	99A-15	65114-00	13-32	65590-01	2-7
63904-29	46-9	63913-157	74-8	65119-00	12-4	65590-01	6-1
63904-30	62-6	63913-167	33-22	65119-01	12-4	65591-00	2-7
63904-30	64-6	63913-178	99A-18	65126-00	11-56	65591-00	6-1
63904-64	84-7	63913-180	92B-13	65126-01	11-57	65592-00	6-2
63904-68	77-18	63913-181	92B-14	65148-00	54-9	65592-01	6-2
63904-86	84-4	63913-185	99A-20	65148-01	54-9	65593-01	6-16
63904-87	84-8	63913-188	62-39	65165-87	79-27	65594-01	6-15
63904-92	77-17	63913-188	64-39	65192-10	97-12	65595-01	6-18
63904-112	76-34	63913-189	99A-23	65192-13	97-12	65632-03	69-5
63904-114	64-40	63913-191	92B-6	65244-00	69-21	65633-00	69-4
63904-119	84-4	63913-197	92-44	65245-00	69-26	65635-00	69-7
63909-00	11-26	63913-199	78-32	65246-00	69-12	65656-00	11-46
63913-00	21-2	63914-07	33-37	65248-03	69-17	65656-01	11-46
63913-07	46-14	63915-06	33-23	65249-02	69-13	65657-02	11-45
63913-12	928-5	63915-23	81-56	65250-02	69-6	65692-02	17-39
63913-26	48-32	63927-00	8-51	65251-00	69-22	65692-03	8-44
63913-30	49-63	63942-00	2-43	65252-00	69-14	65692-04	8-44
63913-34	47-3	63942-01	2-43	65253-02	69-15	65692-05	8-44
63913-34	96-4	63944-00	59-43	65254-00	69-42	65727-00	14-57
63913-36	92A-10	63976-04	91A-5	65291-03	54-6	65727-00	15-77
63913-37	47-4	63976-17	33-46	65291-03	55-6	65735-18	36-43
63913-37	96-5	63976-18	33-47	65291-03	55A-6	65735-19	36-14
63913-40	62-36	63976-23	62-52	65318-00	75-4	65742-00	18-6
63913-42	46-13	63976-23	64-52	65341-00	22-8	65782-00	18-7
63913-50	46-15	65003-03	73-11	65342-02	19-3	65784-00	89-13
63913-55	46-10	65003-06	69-35	65342-02	22-1	65797-08	47-1
63913-59	928-10	65003-15	23-42	65345-03	19-18	65821-05	89-1
63913-64	46-13	65003-21	74-46	65372-00	81-33	65865-00	36-62
63913-66	74-7	65003-29	66-41	65400-02	62-8	65866-00	36-24
63913-71	46-11	65003-30	23-24	65400-02	64-8	65866-02	36-24
63913-76	14-47	65003-30	74-65	65407-07	62-2	65867-00	36-58
63913-84	99A-14	65003-41	27-41	65407-07	64-2	65868-00	36-58
63913-92	62-38	65003-44	27-20	65440-07	16-8	65869-00	36-59
63913-92	64-38	65003-45	23-47	65440-07	17-27	65870-00	36-60
63913-93	62-37	65003-47	66-17	65440-10	44-27	65871-00	36-61
63913-93	64-37	65003-56	79-6	65461-19	62-5	65889-00	54-16
63913-106	47-26	65032-00	52-5	65461-19	64-5	65896-00	18-5
63913-115	96-6	65034-00	21-11	65463-00	101-57	65896-02	18-5

FOR INSTRUCTIONAL USE ONLY
PIPER AIRCRAFT
PA-32R-301/301T
AIRPLANE PARTS CATALOG

Part Number	Figure and Index No.	Part Number	Figure and Index No.	Part Number	Figure and Index No.	Part Number	Figure and Index No.
65898-00	4-29	66805-00	36-46	67042-13	27-7	67192-00	23-52
65898-01	4-29	66813-800	44-37	67050-02	24-2	67193-05	72-42
65898-04	4-31	66813-801	44-37	67054-03	24-24	67198-00	27-47
65898-09	4-29	66814-02	65-17	67054-08	24-24	67202-00	27-62
65898-10	4-29	66820-00	28-17	67065-00	4-68	67203-00	27-65
65898-11	4-31	66822-09	19-35	67071-00	4-45	67212-04	72-27
65899-00	6-6	66822-10	19-36	67071-00	27-49	67214-00	59-5
66529-00	2-17	66837-00	45-73	67071-01	4-45	67214-00	60-S
66530-00	71-7	66837-00	101-7	67071-01	27-49	67215-03	59-9
66546-00	72-43	66855-04	59-37	67079-00	4-38	67215-03	60-9
66580-02	84-13	66855-04	60-32	67079-01	4-38	67216-00	59-9
66598-00	4-9	66965-00	12-3	67081-00	4-60	67216-00	60-9
66598-01	4-9	66972-00	20-8	67090-10	31-1	67218-00	59-13
66614-00	66-23	66972-00	21-8	67090-10	32-1	67218-00	60-13
66615-14	36-15	66975-04	19-2	67090-11	31-1	67218-02	59-14
66620-00	3-17	66975-04	21-1	67090-11	32-1	67218-02	60-14
66621-00	3-16	66979-00	59-3	67091-00	31-30	67223-04	59-2
66623-00	3-12	66979-00	60-3	67091-00	32-22	67223-04	60-2
66623-01	3-12	66980-00	59-36	67093-04	31-2	67244-00	23-32
66634-08	48-2	66980-00	59-38	67093-04	32-2	67245-00	24-35
66634-08	49-7	66980-00	75-2	67093-05	31-2	67249-00	13-25
66641-00	15-16	67012-02	28-7	67093-05	32-2	67277-00	28-44
66654-00	15-8	67023-00	28-9	67095-00	4-25	67363-00	74-34
66710-16	15-72	67024-00	27-23	67095-01	4-25	67367-00	13-51
66710-16	36-25	67024-01	27-23	67097-02	4-44	67404-02	81-35
66710-16	44-11	67025-02	27-15	67097-03	4-44	67404-03	81-36
66710-17	14-3	67025-05	27-12	67100-07	23-1	67409-03	82-53
66710-17	36-25	67025-06	27-12	67100-07	24-1	67409-04	82-53
66710-17	44-11	67025-07	27-12	67100-13	24-1	67411-02	81-40
66713-00	80A-60	67025-08	27-12	67103-00	4-50	67411-04	81-40
66761-02	3-13	67025-09	27-12	67103-01	4-50	67411-05	81-44
66761-03	3-13	67025-10	27-12	67106-00	24-51	67411-06	81-48
66762-00	4-11	67025-11	27-15	67107-00	24-29	67411-07	81-44
66769-00	13-17	67026-05	28-12	67114-00	23-50	67411-08	81-42
66773-00	59-12	67026-07	24-3	67135-03	33-36	67411-21	81-46
66773-00	60-12	67026-07	24-27	67137-00	33-25	67412-05	82-17
66774-00	59-18	67026-07	24-33	67137-03	33-25	67412-06	82-58
66774-00	60-18	67026-07	28-11	67138-00	33-24	67412-07	82-17
66787-00	36-44	67026-07	28-20	67138-05	33-24	67412-08	82-60
66787-00	101-16	67026-11	24-28	67139-00	33-27	67412-10	82-58
66787-00	102-12a	67026-12	27-40	67140-02	33-28	67412-11	82-17
66788-14	36-16	67026-15	71-13	67148-00	24-31	67422-05	82-29
66789-00	58-56	67028-00	27-24	67155-00	23-8	67422-06	82-30
66789-00	60-45	67031-02	27-22	67164-00	2-18	67422-07	82-31
66789-00	75-16	67031-03	27-22	67164-01	2-18	67422-10	82-32
66789-00	81-23	67036-00	28-18	67168-00	23-20	67422-11	82-33
66794-00	8-28	67037-06	28-16	67168-00	23-41	67422-12	82-22
66798-00	90-10	67040-14	27-2	67169-00	23-21	67422-13	82-24
66804-00	36-45	67040-15	27-2	67189-00	23-22	67422-14	82-23

FOR INSTRUCTIONAL USE ONLY
PIPER AIRCRAFT
PA-32R-301/301T
AIRPLANE PARTS CATALOG

Part Number	Figure and Index No.	Part Number	Figure and Index No.	Part Number	Figure and Index No.	Part Number	Figure and Index No.
67422-21	82-25	67700-82	48-61	67700-337	64-45	67926-30	28-10
67422-26	82-25a	67700-96	62-30	67700-346	47-29	67926-31	28-10
67431-00	45-27	67700-96	64-30	67700-347	47-21	67958-03	40-44
67431-04	45-67	67700-100	62-28	67700-348	63-2	67958-03	40-57
67436-04	82-12	67700-100	64-28	67700-350	47-15	67958-03	41-13
67436-06	82-13	67700-106	74-10	67700-351	47-17	67958-05	40-44
67437-00	82-14	67700-107	74-11	67700-363	62-31	67958-05	40-57
67439-02	82-35	67700-108	74-12	67700-363	64-31	67958-05	41-13
67462-06	45-8	67700-109	74-13	67700-368	62-26	67968-02	37-1
67463-02	72-48	67700-116	74-20	67700-368	64-62	67968-03	37-1
67463-02	72-53	67700-117	74-21	67700-369	62-63	67968-04	37-2
67487-02	82-44	67700-118	74-22	67700-369	64-25	67968-05	37-2
67487-03	81-62	67700-119	74-23	67700-375	61-6	67968-06	37-3
67487-05	84-30	67700-124	74-24	67700-375	63-5	67968-07	37-3
67490-02	89-15	67700-160	92A-9	67700-387	80A-17	67968-08	37-4
67490-02	92-67	67700-160	96-3	67700-391	83-21	67968-09	37-4
67490-02	92A-24	67700-172	47-18	67700-393	92-7	67968-10	37-5
67490-02	101-47	67700-176	62-29	67700-397	74-19	67968-11	37-5
67491-00	72-3	67700-176	64-29	67700-398	74-18	67969-02	37-15
67491-03	72-52	67700-177	62-22	67700-399	74-16	67969-03	37-14
67494-00	91-14	67700-177	64-30	67700-400	74-17	67969-04	37-13
67494-01	91-14	67700-179	50-4	67700-420	61-5	67969-05	37-6
67502-00	27-61	67700-191	50-3	67700-421	61-7	67969-07	37-8
67517-00	51-8	67700-192	50-10	67702-00	36-74	67969-08	37-7
67600-00	74-58	67700-195	63-3	67702-00	101-18	67969-09	37-10
67652-00	51-11	67700-196	63-4	67723-00	2-31	67969-10	37-9
67670-00	4-42	67700-197	50-5	67723-01	2-31	67969-11	37-12
67670-01	4-42	67700-198	63-29	67728-00	65-18	67969-12	37-11
67673-00	4-23	67700-199	63-30	67731-00	74-29	67970-02	44-34
67676-02	4-54	67700-312	62-32	67732-00	74-30	67984-02	72-37
67676-03	4-54	67700-312	64-32	67738-00	74-29	68005-00	59-34
67677-00	4-49	67700-313	64-35	67742-00	9-57	68014-00	7-43
67677-01	4-49	67700-314	62-33	67743-02	74-32	68017-00	36-19
67678-00	4-48	67700-314	64-33	67748-05	74-2	68022-14	40-62
67678-01	4-48	67700-315	62-34	67753-00	28-14	68022-14	42-9
67687-00	4-59	67700-315	64-34	67755-00	24-16	68022-14	44-17
67687-01	4-59	67700-316	47-30	67755-00	28-4	68029-09	52-18
67689-02	4-43	67700-317	47-19	67786-00	36-77	68030-10	52-17
67689-03	4-43	67700-320	64-27	67786-00	101-21	68031-07	52-16
67694-200	4-41	67700-322	61-6	67786-00	102-7	68043-02	53A-5
67694-201	4-41	67700-322	63-5	67790-00	48-3	68054-00	52-4
67700-06	74-25	67700-322	64-26	67791-03	48-5	68090-16	36-57
67700-07	74-9	67700-323	33-2	67793-03	48-4	68090-17	36-57
67700-46	61-5	67700-324	33-31	67794-00	48-6	68094-03	38-22
67700-47	61-7	67700-325	33-31	67797-04	27-19	68094-03	38-25
67700-48	59-33	67700-329	74-14	67797-05	27-19	68096-00	38-23
67700-66	47-16	67700-330	74-15	67797-06	27-19	68111-00	3-9
67700-81	48-62	67700-335	62-27	67797-07	27-19	68113-200	3-8
67700-81	50-2	67700-337	62-35	67909-00	24-15	68113-201	3-8

FOR INSTRUCTIONAL USE ONLY
PIPER AIRCRAFT
PA-32R-301/301T
AIRPLANE PARTS CATALOG

Part Number	Figure and Index No.	Part Number	Figure and Index No.	Part Number	Figure and Index No.	Part Number	Figure and Index No.
68119-00	3-19	68286-00	8-47	68351-00	9-55	68472-00	69-8
68174-00	15-26	68290-02	8-36	68352-03	9-9	68488-02	69-24
68176-02	15-41	68290-03	8-36	68353-00	10-7	68491-00	69-18
68176-03	15-41	68290-04	8-38	68357-01	10-2	68495-00	36-56
68178-03	15-44	68290-05	8-37	68359-00	10-3	68501-07	11-2
68179-00	14-45	68290-06	8-37	68362-00	9-63	68502-00	11-6
68179-02	14-46	68290-08	8-37	68363-00	9-62	68502-01	11-8
68179-03	15-43	68290-09	8-37	68364-00	10-19	68503-00	11-7
68179-04	15-42	68293-02	18-23	68366-00	10-6	68503-01	11-9
68179-05	15-43	68297-00	18-28	68369-00	10-29	68504-00	11-18
68179-06	15-42	68297-01	18-32	68369-01	10-29	68504-01	11-18
68179-07	14-45	68300-00	18-33	68370-01	10-9	68505-00	11-3
68179-08	14-46	68301-00	18-35	68371-00	10-10	68506-00	11-5
68186-02	15-40	68303-00	18-36	68371-01	10-10	68507-02	11-22
68187-00	15-23	68306-00	18-11	68372-00	10-11	68508-01	11-19
68188-00	15-3	68306-02	18-11	68373-00	10-12	68508-02	11-19
68190-00	102-14	68306-03	18-11	68373-01	10-12	68509-02	11-32
68193-07	96-7	68306-04	18-11	68374-00	10-13	68509-03	11-32
68198-00	85-8	68307-00	9-27	68375-00	10-8	68511-00	11-34
68209-02	36-47	68308-00	9-26	68378-00	10-20	68511-01	11-34
68214-02	8-4	68313-00	9-39	68381-00	9-54	68512-00	11-35
68214-03	8-4	68315-00	9-42	68382-02	9-8	68512-01	11-35
68215-00	8-5	68315-01	9-42	68414-03	69-3	68525-00	11-13
68217-00	8-6a	68319-00	9-70	68415-00	36-48	68528-00	11-61
68223-00	9-69	68320-03	9-17	68416-00	36-49	68528-01	11-61
68225-00	9-71	68323-00	9-44	68416-01	36-49	68531-00	11-58
68252-00	8-19	68323-01	9-44	68426-02	19-1	68533-00	11-29
68253-00	8-19	68324-00	9-45	68426-02	20-1	68533-01	11-29
68254-00	8-20	68325-02	9-18	68427-00	20-10	68534-02	11-25
68258-05	8-21	68326-00	9-21	68428-00	20-11	68534-03	11-25
68264-00	11-54	68327-00	9-20	68429-02	20-6	68537-00	11-31
68267-00	8-11	68328-02	9-47	68429-03	20-6	68538-00	11-30
68268-02	8-12	68330-06	9-48	68430-00	20-7	68539-00	11-20
68272-02	8-30	68331-00	9-19	68430-01	20-7	68540-00	11-21
68272-03	8-31	68331-01	9-19	68430-02	20-7	68540-01	11-21
68272-04	8-34	68332-00	9-49	68430-03	20-7	68542-00	11-17
68273-02	8-32	68333-00	10-17	68431-00	20-8	68543-00	11-48
68276-00	8-14	68333-01	10-17	68431-01	20-8	68547-04	17-26
68276-01	8-14	68334-00	9-73	68440-00	97-23	68556-00	36-49
68277-00	8-13	68335-00	10-18	68441-00	97-19	68556-01	36-49
68278-00	8-16	68338-00	9-50	68451-00	66-1	68557-00	72-26
68279-00	8-39	68339-00	9-51	68451-03	67A-2	68586-25	38-3
68279-04	8-39	68340-00	9-55	68452-00	67-2	68586-26	38-3
68281-00	8-18	68341-00	9-56	68452-04	67A-3	68602-00	7-31
68281-01	8-18	68342-10	9-25	68453-00	66-24	68602-01	7-31
68282-00	8-15	68342-11	9-25	68454-00	66-25	68603-00	12-5
68282-01	8-15	68343-02	9-56	68464-00	33-33	68604-04	12-6
68283-00	8-40	68344-00	9-46	68466-00	33-30	68605-00	12-7
68283-01	8-40	68349-00	9-52	68467-00	33-29	68605-01	12-7

FOR INSTRUCTIONAL USE ONLY
PIPER AIRCRAFT
PA-32R-301/301T
AIRPLANE PARTS CATALOG

Part Number	Figure and Index No.	Part Number	Figure and Index No.	Part Number	Figure and Index No.	Part Number	Figure and Index No.
68606-00	12-8	68657-00	12-5	68921-00	11-42	69015-55	80A-32
68606-01	12-8	68674-00	89-9	68923-00	75-46	69015-56	80A-33
68607-03	12-10	68674-00	91B-13	68923-01	75-46	69015-57	80A-34
68608-00	12-42	68674-00	92-39	68923-02	75-47	69015-60	80A-36
68608-01	12-42	68674-00	92A-17	68923-03	75-47	69015-61	80A-37
68609-00	12-13	68676-00	89-10	68923-04	75-48	69015-62	80A-38
68609-01	12-13	68676-00	91B-14	68923-05	75-48	69015-63	80A-39
68610-00	36-52	68676-00	92-40	68923-06	75-49	69015-64	80A-40
68611-00	38-19	68676-00	92A-18	68923-07	75-49	69015-65	80A-35
68612-00	12-15	68677-00	12-18	68928-00	75-58	69015-76	91B-6
68613-00	38-20	68678-00	12-38	68929-00	75-60	69032-00	62-19
68616-00	12-19	68687-14	36-17	68933-00	75-57	69041-08	47-1
68617-00	12-22	68687-15	36-18	68963-00	17-7	69042-00	47-12
68618-00	12-23	68699-00	8-53	68964-00	17-11	69042-02	47-12
68619-00	12-24	68699-09	59-26	68966-00	10-14	69050-04	81-15
68619-01	12-24	68699-09	60-26	68967-00	10-22	69066-00	42-3
68621-02	12-26	68699-14	59-16	68969-05	36-36	69067-10	42-5
68621-03	12-26	68699-14	60-16	68970-00	10-33	69077-00	72-16
68624-00	12-27	68711-10	59-57	68971-00	13-23	69080-00	45-33
68625-02	12-45	68751-02	53A-6	68972-00	12-47	69088-05	62-12
68625-03	12-45	68763-00	62-41	68974-00	10-23	69088-05	64-12
68629-00	12-39	68763-00	64-42	68975-00	12-48	69092-02	62-1
68632-00	12-30	68770-03	81-24	68976-00	17-2	69092-02	64-1
68632-01	12-30	68770-04	81-24	68978-00	17-5	69093-02	62-11
68633-05	36-11	68770-06	59-58	68980-00	17-4	69093-02	64-11
68633-09	36-11	68770-12	59-60	68981-00	17-6	69094-04	62-9
68634-00	12-9	68770-12	60-46	68984-00	10-2	69094-04	64-9
68634-01	12-9	68770-14	75-17	68985-00	10-32	69098-00	75-51
68637-00	12-31	68770-19	60-47	68986-02	10-27	69105-02	10-4
68637-01	12-31	68771-04	81-25	68986-03	10-34	69105-03	10-5
68638-01	12-32	68771-08	59-59	68991-00	13-48	69106-02	13-27
68638-02	12-32	68771-10	60-48	68999-08	17-32	69107-00	12-29
68639-00	12-33	68771-16	60-49	69011-00	59-45	69112-00	17-3
68640-02	12-34	68778-00	48-63	69011-00	74-82	69169-00	45-75
68640-03	12-34	68780-04	54-1	69011-03	60-63	69181-00	62-13
68641-00	12-35	68804-03	81-1	69012-00	59-46	69181-00	64-13
68641-01	12-35	68804-04	81-1	69012-00	60-34	69188-03	36-38
68642-00	12-36	68817-35	4-71	69012-00	74-83	69189-00	36-39
68642-01	12-36	68830-00	52-14	69015-02	48-32	69198-00	63-14
68643-00	12-37	68831-00	52-13	69015-03	63-10	69219-00	18-46
68643-01	12-37	68832-00	52-12	69015-04	48-32	69220-04	18-44
68644-00	12-49	68833-05	52-11	69015-04	61-4	69220-05	18-44
68645-00	12-50	68834-00	52-10	69015-04	63-11	69220-18	18-43
68647-00	12-41	68835-00	52-9	69015-08	59-35	69220-19	18-43
68647-01	12-41	68904-00	75-29	69015-11	80A-30	69220-22	18-1
68649-03	12-11	68908-00	75-3	69015-47	63-32	69220-23	18-1
68652-00	12-44	68911-00	59-44	69015-50	46-9	69220-24	18-1
68655-02	12-12	68918-00	75-33	69015-51	46-12	69220-25	18-1
68656-00	12-40	68919-00	75-31	69015-54	80A-31	69224-00	15-5

Reissued: May 27, 1999

FOR INSTRUCTIONAL USE ONLY
PIPER AIRCRAFT
PA-32R-301/301T
AIRPLANE PARTS CATALOG

Part Number	Figure and Index No.	Part Number	Figure and Index No.	Part Number	Figure and Index No.	Part Number	Figure and Index No.
69231-00	48-47	69556-06	75-67	69669-97	95-6	69704-04	18-9
69232-00	48-30	69569-00	45-41	69669-97	101-51	69705-00	18-10
69285-00	75-54	69570-00	45-42	69669-114	94-11	69705-02	18-10
69292-02	67-6	69624-00	19-15	69669-114	95-9	69705-03	18-10
69308-00	59-39	69636-05	38-17	69669-114	101-54	69705-04	18-10
69308-00	60-44	69642-00	18-26	69669-115	47-37	69706-00	17-22
69319-00	59-15	69643-00	18-30	69669-115	101-32	69706-02	17-22
69319-00	60-15	69644-00	18-34	69669-117	14-64	69706-03	17-22
69324-03	59-27	69652-12	36-22	69669-117	101-8	69706-04	17-22
69324-04	60-37	69654-19	36-23	69669-117	102-5	69707-00	18-12
69325-123	81-18	69659-00	45-46	69669-118	14-65	69707-02	18-12
69325-124	81-26	69669-02	88A-16	69669-118	101-9	69707-03	18-12
69325-129	84-18	69669-02	88B-27	69669-118	102-5	69707-04	18-12
69325-130	84-17	69669-02	101-71	69669-141	18-56	69708-00	18-27
69328-00	45-43	69669-21	45-65	69669-141	101-11	69709-00	18-22
69329-00	45-44	69669-21	101-35	69669-141	102-18	69710-00	18-31
69330-04	45-45	69669-35	28-51	69669-146	36-80	69712-03	18-3
69338-02	45-39	69669-35	101-15	69669-146	101-24	69712-04	18-3
69338-06	45-39	69669-39	45-66	69669-153	80A-52	69712-05	18-3
69338-07	45-39	69669-39	101-36	69669-153	88C-11	69713-03	18-2
69344-28	36-65	69669-40	92-55	69669-153	101-59	69713-04	18-2
69346-00	82-3	69669-40	101-63	69669-153	101-86	69713-05	18-2
69347-03	8-49	69669-44	36-87	69669-173	85-3	69714-00	18-38
69349-00	71-2	69669-44	59-88	69669-173	101-62	69714-01	17-17
69363-00	36-53	69669-44	101-41	69669-175	88-2	69715-00	18-40
69363-00	101-17	69669-44	102-21	69669-175	101-56	69716-00	18-39
69363-00	102-3	69669-75	80A-56	69669-181	45-76	69717-00	18-37
69368-00	36-20	69669-75	101-90	69669-181	101-30	69718-00	10-26
69403-03	36-40	69669-77	39-18	69669-199	102-15	69719-00	10-25
69434-00	59-42	69669-77	101-27	69669-200	15-85	69720-00	10-24
69464-00	61-14	69669-84	36-75	69669-200	36A-5	69721-00	17-20
69475-00	8-50	69669-84	101-19	69669-200	36A-13	69722-00	17-14
69481-02	9-38	69669-85	36-76	69678-02	45-37	69723-00	17-15
69481-03	9-38	69669-85	101-20	69678-02	101-28	69724-00	17-16
69483-00	9-40	69669-86	36-80	69691-00	7-14	69725-00	17-18
69483-01	9-40	69669-86	101-24	69692-00	7-16	69726-00	17-19
69485-00	59-4	69669-88	28-51	69694-00	7-14	69735-05	62-14
69485-00	60-4	69669-88	101-15	69695-00	7-16	69735-05	64-14
69489-00	62-10	69669-88	102-22	69695-02	7-16	69736-02	2-48
69489-00	64-10	69669-89	24-53	69696-00	7-37	69738-00	9-29
69491-00	8-27	69669-89	101-12	69697-00	9-4	69739-00	9-2
69492-00	8-28a	69669-89	102-23	69698-00	9-3	69740-02	9-30
69495-00	16-13	69669-95	94-9	69698-01	9-3	69742-00	9-28
69509-00	91-17	69669-95	95-7	69700-00	18-24	69748-00	9-58
69509-00	101-49	69669-95	101-52	69701-00	18-25	69748-00	10-15
69545-00	45-63	69669-96	94-10	69701-01	18-29	69748-00	39-11
69545-00	101-33	69669-96	95-8	69704-00	18-9	69776-00	11-63
69546-00	59-40	69669-96	101-53	69704-02	18-9	69776-01	11-63
69546-00	60-38	69669-97	94-8	69704-03	18-9	69790-00	54-19

Reissued: May 27, 1999

FOR INSTRUCTIONAL USE ONLY
PIPER AIRCRAFT
PA-32R-301/301T
AIRPLANE PARTS CATALOG

Part Number	Figure and Index No.	Part Number	Figure and Index No.	Part Number	Figure and Index No.	Part Number	Figure and Index No.
69791-00	54-18	69903-900	7-21	76255-00	7-17	78237-00	92A-4
69798-00	8-29	69904-900	7-36	76342-00	41-20	78237-00	92B-3
69798-03	8-29	69905-900	7-25	76343-00	41-21	78237-00	101-44
69798-04	8-29	69907-900	7-33	76347-00	41-18	78271-03	18-1
69809-00	54-8	69907-901	7-33	76347-01	41-18	78271-04	18-1
69809-01	54-8	69908-901	7-6	76351-02	41-22	78271-05	18-1
69813-00	39-1	69911-900	7-34	76351-03	41-23	78271-06	18-1
69816-12	45-35	69912-900	7-35	76467-04	9-32	78349-04	18-14
69816-13	45-35	69917-00	54-12	76474-903	7-32	78349-08	18-15
69817-03	45-40	69960-02	82-50	76497-02	13-18	78349-10	18-14
69817-09	45-40	69971-02	10-30	76498-02	45-46	78349-11	18-16
69817-11	45-40	69971-03	10-31	78012-00	9-41	78349-12	18-15
69831-00	45-36	69973-02	12-51	78039-00	92A-11	78349-17	18-13
69831-02	45-36	69973-03	12-51	78039-00	92B-12	78349-23	18-14
69831-07	45-36	69975-02	36-64	78041-00	40-30	78349-25	18-15
69831-09	45-36	69976-03	36-13	78041-00	40-43	78361-00	41-24
69831-10	45-36	69989-02	39-2	78041-00	41-6	78475-06	4-7
69831-11	45-36	69989-02	78-17	78041-02	40-55	78475-07	4-7
69831-12	45-36	69989-03	39-2	78041-09	40-30	78717-02	27-37
69853-06	16-1	69989-03	78-17	78041-09	40-43	78735-02	36-78
69858-02	17-1	69989-07	80-26	78041-09	41-6	78964-02	13-57
69858-03	17-1	69989-08	80-26	78041-10	40-55	79009-00	99-9
69859-07	17-23	69990-02	39-3	78054-02	36-12	79009-00	99A-9
69859-10	17-23	69990-02	78-18	78054-03	36-12	79035-00	76-15
69859-11	17-23	69991-02	39-6	78057-00	18-19	79038-00	48-65
69874-03	81-10	69991-02	78-21	78085-13	15-71	79038-00	50-13
69881-02	7-40	69991-04	80-41	78085-17	15-71	79125-00	36-71
69881-03	7-41	69991-07	80-41	78085-18	15-71	79125-01	36-71
69885-00	76-28	69992-02	76-27	78086-00	1842	79152-00	97-30
69885-02	76-29	70371-02	49-29	78108-03	42-2	79152-02	97-30
69885-03	76-30	70371-02	59-49	78108-10	42-4	79154-00	18-47
69885-12	76-28	70371-02	75-37	78108-12	42-1	79155-00	18-47
69888-00	9-16	70371-02	76-26	78108-14	42-1	79160-00	97-38
69890-914	7-2	70371-03	49-29	78108-15	42-2	79162-00	9-11
69890-914	13-1	70371-03	59-48	78108-16	42-4	79171-13	18-18
69891-02	9-5	70371-03	75-36	78108-23	42-1	79174-00	2-46
69891-03	9-5	70371-03	76-26	78108-24	42-2	79174-04	2-47
69891-04	9-5	76172-03	41-17	78108-25	42-4	79182-02	36-13
69891-05	9-5	76175-00	41-16	78108-26	42-1	79205-00	82-40
69891-06	9-5	76175-03	40-7	78108-27	42-2	79207-00	40-6
69891-07	9-5	76176-00	40-15	78108-28	42-4	79207-00	41-36
69895-900	7-7	76176-00	40-40	78109-04	45-48	79229-00	40-16
69895-901	7-7	76176-00	40-52	78110-00	7-11	79229-00	41-25
69897-900	7-30	76176-00	41-28	78117-00	36-69	79230-00	40-13
69898-900	7-29	76176-02	40-72	78118-00	36-70	79230-02	41-26
69899-900	7-13	76178-00	41-39	78148-00	88C-1	79234-00	9-15
69901-02	45-47	76187-00	41-38	78150-00	88C-7	79235-00	40-18
69901-05	45-47	76221-00	36-86	78159-00	4-70	79235-00	41-27
69902-900	7-19	76221-00	44-33	78180-03	88C-8	79236-05	38-5

FOR INSTRUCTIONAL USE ONLY
PIPER AIRCRAFT
PA-32R-301/301T
AIRPLANE PARTS CATALOG

Part Number	Figure and Index No.	Part Number	Figure and Index No.	Part Number	Figure and Index No.	Part Number	Figure and Index No.
79236-14	38-3	79337-16	40-41	79442-00	40-11	79540-02	41-13
79236-15	38-3	79337-16	40-53	79442-00	40-34	79540-03	41-13
79236-16	38-4	79337-16	41-2	79442-00	40-47	79542-05	14-54
79236-17	38-6	79337-17	40-26	79442-00	41-37	79542-15	14-6
79236-18	38-6	79337-17	41-2	79445-00	36-50	79542-18	14-6
79236-23	38-13	79337-18	40-59	79453-00	13-52	79542-19	14-54
79236-24	38-13	79337-19	40-1	79455-06	36-54	79545-04	14-1
79236-26	38-16	79337-20	40-1	79456-00	36-55	79545-09	14-1
79236-27	38-11	79337-25	40-2	79463-00	93-8	79547-00	9-33
79236-28	38-11	79337-26	40-2	79469-00	54-11	79547-02	7-15
79236-29	38-12	79337-27	40-26	79472-00	36-66	79547-02	9-34
79236-30	38-12	79337-27	40-41	79473-00	59-8	79547-03	9-34
79246-04	39-9	79337-27	40-53	79473-00	60-8	79553-00	8-22
79246-05	39-9	79337-27	41-2	79475-05	14-9	79553-01	8-22
79246-06	39-10	79337-28	40-26	79475-07	14-11	79554-02	40-29
79246-07	39-10	79337-28	41-2	79475-08	14-12	79554-02	41-5
79246-08	39-19	79337-29	40-59	79475-09	14-13	79555-00	40-27
79246-09	39-19	79337-39	40-2	79475-34	14-38	79555-00	40-42
79251-00	40-19	79337-40	40-2	79475-48	14-10	79555-00	40-54
79264-00	76-10	79337-45	40-1	79475-55	14-9	79555-00	41-3
79267-00	13-33	79337-46	40-1	79475-56	14-9	79555-01	40-27
79268-00	20-15	79337-59	40-41	79475-57	14-9	79555-01	41-3
79268-00	21-15	79337-59	40-54	79479-02	40-44	79557-00	18-45
79272-00	13-10	79337-59	41-2	79479-03	40-44	79558-02	77-12
79275-00	72-2	79337-62	41-2	79479-07	40-45	79560-00	91-18
79275-00	101-37	79337-71	40-26	79479-08	40-45	79561-03	7-17
79276-12	72-1	79337-71	40-41	79479-11	40-45	79561-04	9-31
79277-00	19-40	79337-71	40-54	79479-12	40-44	79561-05	9-14
79277-01	19-40	79337-71	41-2	79479-14	40-44	79561-06	9-13
79280-00	76-20	79337-74	40-26	79479-15	40-45	79561-07	9-23
79281-00	76-17	79337-74	41-2	79479-17	40-45	79561-08	9-24
79282-00	76-18	79337-76	40-1	79479-19	40-45	79561-901	9-12
79284-00	76-22	79337-77	40-2	79479-20	40-46	79561-903	9-22
79285-00	76-23	79337-78	40-1	79479-23	40-45	79562-00	18-21
79286-00	76-16	79337-79	40-2	79479-24	40-46	79563-804	7-8
79287-00	76-21	79337-80	40-1	79479-25	40-45	79563-902	7-8
79290-00	76-33	79337-81	40-1	79479-26	40-46	79564-00	8-46
79292-00	76-36	79376-00	45-11	79479-29	40-45	79565-00	8-35
79293-05	76-37	79376-00	45-13	79479-30	40-46	79565-09	8-35
79303-00	76-13	79376-00	45-18	79487-00	100-5	79565-10	8-35
79314-00	45-53	79381-00	45-16	79515-03	14-18	79565-11	8-35
79314-02	45-53	79381-00	45-19	79515-05	14-19	79571-34	45-35
79315-00	101-1	79404-00	36-73	79515-07	14-22	79571-35	45-35
79322-05	40-17	79405-00	1001	79515-08	14-23	79571-36	45-35
79333-00	82-21	79412-03	81-37	79515-13	14-17	79571-37	45-35
79333-03	82-21	79412-10	81-37	79515-15	14-24	79571-38	45-35
79333-05	82-21	79427-02	7-44	79515-35	14-16	79571-39	45-35
79333-06	82-21	79430-00	34-6	79530-02	14-25	79571-40	45-35
79337-16	40-26	79434-00	15-7	79532-02	14-28	79571-41	45-35

Reissued: May 27, 1999

FOR INSTRUCTIONAL USE ONLY
PIPER AIRCRAFT
PA-32R-301/301T
AIRPLANE PARTS CATALOG

Part Number	Figure and Index No.	Part Number	Figure and Index No.	Part Number	Figure and Index No.	Part Number	Figure and Index No.
79571-42	45-35	79818-02	40-3	84967-126	82C-51	85202-02	55A-7
79571-43	45-35	79818-03	40-3	84967-126	102-39	85202-05	55A-7a
79571-44	45-35	79837-02	36-51	84967-127	82C-52	85202-06	55A-7a
79571-45	45-35	79839-03	78-24	84967-127	102-40	85202-07	55A-7a
79572-00	18-8	79840-04	78-29	84967-128	102-47	85202-08	55A-7a
79583-02	12-17	79863-03	75-1	84967-129	102-41	85203-02	55A-8
79583-03	12-17	79869-02	48-42	84967-130	102-31	85203-05	55A-8a
79584-08	77-10	79869-02	49-43	84967-131	102-27	85203-06	55A-8a
79589-05	77-26	79886-03	77-35	84967-132	102-26	85203-07	55A-8a
79592-02	41-1	79886-04	77-36	84967-133	102-32	85203-08	55A-8a
79592-03	41-1	79886-07	77-37	84967-134	102-45	85204-02	53A-8
79592-04	41-1	80122-88	24-41	84967-135	102-46	85204-03	53A-9
79592-05	41-1	80122-88	28-28	84967-136	102-48	85204-06	53A-8
79592-06	41-1	80122-89	28-37	84967-137	102-34	85204-06	53A-9
79592-07	41-1	81262-68	15-10	84967-138	102-35	85207-04	2-55
79592-08	41-1	81342-18	75-76	84967-139	102-37	85207-05	2-55
79592-09	41-1	82732-76	67-40	84967-140	102-44	85210-02	37B-4
79594-00	15-9	82732-76	72-33	84967-142	102-42	85210-03	37B-5
79595-19	84-22	82732-95	23-48	84967-143	102-36	85210-04	37B-6
79595-20	84-24	82732-99	23-17	84967-144	102-33	85210-05	37B-6
79599-00	93-9	82732-99	23-19	85012-14	59-78	85210-06	15-85
79600-00	45-49	82732-102	51A-15	85012-101	49-72	85210-06	36A-5
79633-02	40-46	82732-103	51A-14	85194-02	17-17	85210-06	36A-13
79633-15	40-46	83302-43	15-11	85194-03	17-18	85210-07	14-69
79636-04	89-25	83710-02	29-17	85194-04	17-16	85210-08	14-66
79636-04	92-45	84013-21	46A-15	85194-05	17-19	85210-12	36A-6
79636-04	92B-11	84013-47	46A-5	85194-06	18-40	85210-12	37B-7
79636-10	89-23	84013-55	46A-18	85194-07	18-36	85210-13	36A-6
79639-02	9-36	84013-59	46A-23	85194-08	18-24	85210-16	18-61
79647-02	14-15	84013-74	46A-22	85194-09	18-25	85210-19	39-2
79650-02	45-9	84013-79	46A-9	85194-10	18-28	85210-22	38-3
79652-03	72-4	84013-82	46A-11	85194-11	18-37	85210-23	38-3
79657-03	89-16	84013-95	46A-13	85194-12	18-33	85210-24	38-6
79681-02	36-63	84622-10	82A-9	85194-13	18-38	85210-25	38-6
79681-03	36-63	84622-12	82A-7	85194-14	18-34	85210-26	38-3a
79747-00	12-46	84622-13	82A-6	85194-15	18-26	85210-27	38-3b
79747-01	12-46	84622-17	82A-10	85194-15	18-30	85210-28	38-4
79749-03	40-56	84622-20	82A-13	85194-16	18-27	85210-29	38-4
79749-07	40-57	84622-25	82A-5	85194-17	18-31	85210-30	38-7
79749-08	40-58	84622-39	82A-12	85194-18	18-39	85210-31	38-8
79750-00	44-2	84622-52	82A-8	85194-19	18-35	85210-40	36A-1
79770-11	44-28	84622-68	82A-4	85194-20	18-35	85210-54	38-12a
79778-02	44-30	84622-83	82A-11	85195-02	6-5	85210-56	38-16
79781-02	38-24	84622-84	82A-2	85195-03	6-6	85210-59	36A-3
79781-02	38-28	84622-85	82A-3	85197-03	2-62	85210-59	36A-11
79792-02	41-19	84967-123	102-43	85197-04	2-61	85210-60	15-83
79792-03	41-19	84967-124	102-29	85199-02	8-29	85210-60	36A-2
79800-02	28-3	84967-125	82C-50	85199-03	8-29	85210-65	36A-3
79805-05	38-21	84967-125	102-38	85199-04	8-56	85210-65	36A-11

FOR INSTRUCTIONAL USE ONLY
PIPER AIRCRAFT
PA-32R-301/301T
AIRPLANE PARTS CATALOG

Part Number	Figure and Index No.	Part Number	Figure and Index No.	Part Number	Figure and Index No.	Part Number	Figure and Index No.
85210-66	15-83	85289-02	2-43a	86529-03	4-13	86700-30	27-29
85210-66	36A-2	85289-03	2-43a	86530-02	4-14	87260-04	8-57
85210-70	15-85	85290-02	2-43a	86530-03	4-14	87261-04	8-57
85210-70	36A-5	85290-03	2-43a	86532-04	4-15	87278-02	9-74
85210-70	36A-13	85293-03	37B-1	86532-05	4-15	87278-04	9-74
85210-71	15-82	85293-04	37B-1	86533-02	4-16	87317-02	80A-22
85210-73	15-82	85293-05	37B-2	86533-03	4-16	87317-06	80A-23
85210-74	36A-1	85293-06	37B-2	86534-02	4-17	87317-07	80A-24
85210-75	14-67	85293-07	37B-3	86534-03	4-17	87319-02	23-II
85210-76	36A-14	85293-08	37B-3	86535-02	4-18	87319-03	23-12
85210-79	14-67	85294-02	17-22	86535-03	4-18	87319-04	23-13
85210-80	36A-14	85294-03	18-12	86538-02	4-12	87329-07	14-55
85210-83	36A-17	85294-05	18-11	86538-03	4-12	87329-09	16-6
85210-84	36A-10	85294-06	18-9	86540-02	4-51	87329-11	15-62
85210-85	36A-10	85294-07	18-10	86540-03	4-51	87332-02	40-4
85210-103	36A-9	85296-02	81-13	86541-02	4-19	87332-02	41-32
85210-104	36A-8	85299-02	81-74	86541-03	4-19	87334-02	14-62
85210-126	37B-5	85307-02	82C-2	86543-02	4-47	87334-02	101-77
85233-04	51A-2	85308-02	82C-1	86543-03	4-47	87334-02	102-4
85233-06	51A-4	85315-02	82-31a	86544-02	4-37	87335-02	15-80
85233-08	51A-5	85316-02	82B-1	86544-03	4-37	87335-02	101-78
85233-10	51A-3	85322-02	51A-23	86545-02	3-27	87335-02	102-14
85236-02	55A-13	85324-02	81-73	86545-03	3-27	87340-02	54-27
85237-03	55A-9	85363-03	81-14	86545-06	3-28	87340-02	55-31
85237-04	55A-1	85364-02	81-12	86545-07	3-28	87340-02	101-79
85238-10	55A-15	85366-03	36A-16	86552-04	45-17	87340-02	102-16
85238-13	55A-15	85366-04	36A-16	86552-05	45-10	87341-02	19-41
85238-15	55A-4	85565-02	53A-2	86552-07	45-10	87341-02	101-74
85238-17	55A-4	85565-10	53A-2	86552-10	45-10	87341-02	102-49
85238-19	55A-14	85565-11	53A-1	86555-02	4-33	87341-03	101-75
85238-21	55A-14	85565-16	53A-1	86555-03	4-33	87341-03	102-20
85286-02	7-33	85598-02	53A-7	86555-06	4-33	87341-04	2-54
85286-03	7-33	85598-03	53A-3	86555-07	4-33	87341-04	101-76
85286-05	7-35	85598-09	53A-3	86556-02	4-35	87341-04	102-10
85286-06	7-34	85598-10	53A-3	86556-03	4-35	87353-02	80A-46
85287-04	2-57	85598-12	53A-7	86556-06	4-35	87359-02	45-15
85287-05	2-57	85598-14	53A-7	86556-07	4-35	87360-02	45-12
85287-06	2-58	86238-151	84-14	86561-02	4-21	87365-02	45-11
85288-02	82B-2	86392-02	5-16	86561-03	4-21	87366-02	45-14
85288-11	82B-4	86392-03	5-16	86561-10	4-20	87367-02	45-15
85288-12	82B-7	86395-02	5-11	86561-11	4-20	87368-02	45-11
85288-13	82B-5	86395-03	5-11	86562-08	5-3	87368-02	45-13
85288-14	82B-6	86396-02	5-12	86562-09	5-3	87368-02	45-18
85288-15	82B-3	86396-03	5-12	86573-04	4-57	87369-04	45-76
85288-16	82B-8	86397-04	5-13	86573-05	4-57	87369-04	101-30
85288-17	82B-10	86397-05	5-13	86633-02	4-58	87369-05	91A-2
85288-18	82B-11	86398-02	5-14	86652-05	100-14	87369-05	101-80
85288-19	82B-9	86398-03	5-14	86652-09	100-16	87369-13	80A-51
85288-20	82B-12	86529-02	4-13	86700-07	48-36	87369-13	101-85

Reissued: May 27, 1999

FOR INSTRUCTIONAL USE ONLY
PIPER AIRCRAFT
PA-32R-301/301T
AIRPLANE PARTS CATALOG

Part Number	Figure and Index No.	Part Number	Figure and Index No.	Part Number	Figure and Index No.	Part Number	Figure and Index No.
87369-14	88A-17	87504-07	45-79	95061-20	32-33	95732-00	11-37
87369-14	88B-28	87504-08	45-79	95061-64	27-48	95733-00	11-38
87369-14	101-72	87504-09	45-79	95061-90	40-67	95825-03	11-39
87369-15	88A-18	87513-02	87-15	95061-106	40-5	95925-02	11-22
87369-15	88B-29	87524-04	52-3	95061-106	41-30	95936-00	11-41
87369-15	101-73	87525-02	52-6	95061-113	74-47	96041-00	11-72
87369-16	72-41	87526-02	52-2	95061-115	91B-8	96143-00	47-8
87369-16	101-81	87538-04	82-1	95061-115	92-42	96268-00	92B-20
87369-27	45-71	87742-02	81-71	95061-118	91B-9	96268-00	92C-9
87369-27	101-84	87765-02	67A-16	95061-118	92-43	96272-00	36-82
87369-27	102-19	87765-03	67A-4	95061-133	23-43	96272-00	101-26
87369-38	89-13	87765-05	67A-24	95061-134	23-44	96272-00	102-12
87369-38	91B-2	87765-06	67A-24	95061-135	23-45	96288-00	65-8
87369-38	92-65	87765-12	67A-6	95061-136	23-46	96308-02	4-46
87369-38	92A-22	87765-13	67A-25	95061-141	75-70	96308-03	4-46
87369-38	101-47	87765-14	67A-24a	95061-144	24-25	96330-02	11-43
87369-39	89-14	87765-18	67A-21	95061-151	77-13	96333-00	11-62
87369-39	91B-3	87765-25	67A-19	95061-152	66-26	96333-01	11-62
87369-39	92-66	87765-26	67A-18	95061-157	44-36	96339-00	11-44
87369-39	92A-23	87765-27	67A-27	95061-161	40-9	96339-01	11-44
87369-39	101-94	87765-32	67A-5	95061-161	41-29	96349-00	11-73
87369-40	92C-7	87765-34	67A-7	95061-168	23-49	96349-01	11-73
87369-40	101-97	87765-35	67A-10	95061-180	40-68	96352-02	2-37
87369-43	91B-4	87765-40	67A-11	95061-180	60-72	96352-03	2-36
87369-43	92C-8	87765-41	67A-23	95070-04	65-13	96392-05	47-1
87369-43	101-96	87765-45	67A-20	95070-05	65-13	96564-00	19-22
87369-53	82-72	89042-03	84-14	95153-20	92A-6	96602-00	88-22
87369-53	101-98	89090-02	9-53	95153-20	92B-8	96602-00	101-92
87369-72	74-1	89090-03	9-43	95153-79	92A-7	96625-00	2-14
87369-72	101-82	89097-02	85-4	95153-79	92B-9	96684-00	11-68
87373-07	81-67	89097-03	85-5	95153-101	47-20	96700-04	11-53
87379-03	45-24	89276-03	82C-48	95153-105	92A-8	96700-05	11-53
87379-04	45-24	89276-10	82C-47	95153-158	47-20	96718-04	74-36
87379-07	45-24	89300-05	33-28	95219-00	45A-16	96718-05	74-37
87379-07	45A-9	89307-00	59-52	95228-00	39-12	96734-02	92-56
87382-02	45-12	89308-00	48-12	95228-03	82-45	96734-02	101-49
87415-03	87-1	89548-14	14-68	95241-29	45-10	96766-16	27-1
87429-02	88C-9	89548-14	36A-15	95479-00	55A-10	96766-16	28-1
87451-03	45-78	89567-02	36A-7	95507-05	14-57	96766-17	27-1
87451-05	45-78	89643-05	2-56	95636-00	4-6	96766-17	28-1
87499-02	81-11	89643-07	2-59	95636-01	4-6	96827-24	40-31
87499-03	81-11	89643-07	2-60	95639-04	3-2	96827-25	40-31
87502-03	84-26	89643-09	2-59	95639-05	3-2	96827-26	40-32
87503-02	81-66	89908-02	15-85	95643-03	2-19	96827-27	40-32
87504-02	45-79	89908-02	36A-5	95643-08	27-35	96827-31	40-32
87504-03	45-79	89908-02	36A-13	95643-09	2-19	96827-32	40-32
87504-04	45-79	95061-08	44-40	95643-09	27-35	96827-33	40-31
87504-05	45-79	95061-09	44-13	95668-00	4-26	96827-34	40-31
87504-06	45-79	95061-20	31-28	95668-01	4-26	96827-36	40-32

FOR INSTRUCTIONAL USE ONLY
PIPER AIRCRAFT
PA-32R-301/301T
AIRPLANE PARTS CATALOG

Part Number	Figure and Index No.	Part Number	Figure and Index No.	Part Number	Figure and Index No.	Part Number	Figure and Index No.
96827-38	40-32	98506-03	32-15	98632-09	32-18	99070-00	15-61
96827-39	40-31	98506-10	32-16	98632-10	32-18	99072-00	77-11
96827-40	40-31	98506-11	32-16	98634-05	49-10	99077-16	40-33
96827-42	40-32	98509-02	32-12	98645-05	60-43	99077-17	40-33
96827-44	40-32	98509-03	32-12	98645-06	60-39	99080-00	77-8
96827-45	40-31	98524-02	49-3	98645-09	60-39	99080-03	87-16
96827-46	40-31	98536-02	55-8	98645-10	60-43	99094-02	54-7
96839-00	8-23	98542-02	32-21	98654-02	53-10	99094-02	55-7
96839-01	8-23	98542-03	32-21	98654-05	53-10	99094-07	55A-5
96844-03	3-20	98561-05	55-2	98659-02	63-1	99096-00	54-4
96851-00	10-16	98562-02	55-14	98659-02	80A-25	99096-00	55-4
96860-02	27-42	98562-11	55-16	98663-09	81-58	99096-00	55A-6
96863-06	15-20	98562-12	55-17	98666-11	53-9	99130-02	81-2
96864-00	15-21	98563-16	55-21	98667-14	53-2	99140-00	38-27
96866-02	36-89	98563-19	55-22	98668-02	53-5	99140-00	44-9
96868-00	15-57	98563-29	55-23	98668-09	53-5	99141-03	38-26
96871-00	65-6	98563-55	55-20	98669-02	8-39	99141-03	44-10
96871-01	65-6	98563-56	55-27	98675-02	45-23	99184-05	101-68
96877-00	11-47	98563-63	55-19	98676-03	49-40	99209-00	90-3
96877-01	11-47	98565-03	53-12	98677-03	75-78	99214-00	45-28
96878-00	11-47	98565-31	53-11	98680-04	77-28	99263-00	79-3
96878-01	11-47	98565-33	53-13	98683-02	53-15	99271-00	79-8
96880-00	12-25	98565-35	53-11	98686-02	63-13	99272-00	13-39
96884-00	11-70	98566-02	53-4	98691-02	49-41	99273-00	13-40
96884-01	11-70	98577-02	50-12	98700-02	2-9	99275-02	79-4
96885-00	12-43	98579-05	63-23	98700-04	2-9	99275-02	79-9
96885-01	12-43	98580-02	64-19	98700-05	2-9	99275-04	79-26
96890-00	11-23	98581-02	8-48	98705-00	49-30	99278-03	13-41
96890-01	11-23	98582-02	32-36	98708-03	49-4	99280-00	13-34
96896-00	11-55	98586-03	49-64	98708-04	49-5	99280-01	13-34
96896-02	12-2	98586-04	49-38	98710-02	49-61	99344-00	98-7
96897-00	11-69	98587-06	49-44	98710-03	49-61	99377-02	82-8
96908-00	40-71	98587-09	49-33	98711-04	49-62	99377-03	82-10
96908-00	42-10	98592-02	46-31	98711-03	88A-22	99377-04	82-73
96908-00	44-18	98608-02	49-39	98711-03	88B-17	99377-05	82-7
96926-00	2-24	98616-03	53-6	98715-02	49-65	99377-06	82-9
96927-00	2-22	98616-04	53-7	99002-08	45-3	99377-34	88A-20
96981-09	15-1	98616-07	53-8	99003-07	45-6	99377-34	88B-15
96981-10	15-1	98616-12	53-29	99010-02	45-7	99377-35	80A-15
96984-00	15-56	98616-18	53-29	99010-05	45A-7	99377-56	82-7
96986-00	10-35	98616-19	53-8	99031-00	88-3	99377-66	82-71
96991-00	15-58	98616-22	53-7	99035-04	19-18	99387-04	79-1
96993-02	15-38	98616-28	53-6	99060-06	45-50	99395-00	97-18
96994-03	72-6	98617-02	53-3	99061-06	45-51	99395-00	98-1
96995-06	15-2	98619-13	53-1	99062-06	45-52	99395-02	97-18
96996-00	15-47	98632-05	32-19	99069-00	15-37	99395-02	98-1
96999-00	15-55	98632-06	32-20	99069-02	15-37	99395-03	97-18
96999-04	15-55	98632-07	32-20	99069-03	15-37	99395-03	98-1
98506-02	32-15	98632-08	32-17	99069-04	15-37	99409-00	97-14

Reissued: May 27, 1999

FOR INSTRUCTIONAL USE ONLY
PIPER AIRCRAFT
PA-32R-301/301T
AIRPLANE PARTS CATALOG

Part Number	Figure and Index No.	Part Number	Figure and Index No.	Part Number	Figure and Index No.	Part Number	Figure and Index No.
99421-00	8-42	99615-00	13-35	99887-06	93-7	400 012	67A-32
99422-02	9-61	99615-01	13-35	99887-07	93A-3	400 053	62-59
99429-00	70-16	99619-04	19-5	99921-00	45-77	400 053	64-59
99430-00	70-18	99621-02	19-6	99921-00	101-5	400 055	60-64
99448-00	90-11	99631-00	13-36	99943-00	14-8	400 055	66-9
99448-00	101-48	99633-00	76-9	99943-00	18-41	400 056	19 31
99468-05	13-2	99633-00	78-8	99983-173	82C-49	400 056	68-22
99469-03	13-6	99640-00	78-1	99997-00	14-35	400 056	72-35
99470-01	13-3	99640-03	78-2	99997-00	14-55	400 058	51A-9
99470-800	13-3	99641-00	76-7	99997-00	15-68	400 058	60-55
99471-02	13-5	99641-00	78-6	99997-00	18-20	400 059	51A-14
99471-03	13-5	99642-03	76-4	99999-00	83-8	400 102	51A-8
99478-00	45-1	99642-03	78-3			400 103	51-17
99479-02	45-29	99644-00	78-30			400 103	51A-11
99480-00	45-22	99646-02	78-9			400 108	23-60
99480-03	45A-1	99648-00	78-12			400 112	23-62
99487-00	13-46	99650-00	78-13			400 113	14-21
99487-01	13-46	99661-00	78-15	147 112	14-35	400 113	33-53
99488-00	13-47	99680-08	97-15	147 112	14-55	400 184	59-19
99495-00	79-5	99696-03	82-1	181 652	67-4	400 184	60-19
99496-00	13-37	99717-00	83-7	187 606	46-36	400 185	59-19
99497-00	77-21	99718-05	40-28	187 627	24-10	400 185	60-19
99499-00	48-7	99718-05	41-4	187 627	28-6	400 192	23-59
99539-00	78-27	99729-01	10-28	189 139	14-2	400 219	23-57
99545-00	13-44	99752-00	38-29	189 139	15-31	400 224	79-22
99549-07	13-3	99763-00	77-7	189 139	16-7	400 229	23-56
99549-14	13-3	99766-00	52-3	189 139	17-36	400 279	23-67
99549-15	13-6	99767-00	52-7	189 310	31-15	400 437	34-27
99550-02	78-28	99768-00	52-6	189 310	32-35	400 437	49-60
99552-00	13-42	99769-00	52-8	189 732	62-23	400 437	69-48
99552-02	13-42	99776-00	52-2	287 002	80A-19	400 437	69-49
99555-00	13-45	99778-00	52-1	400 002	19-14	400 438	21-11
99557-00	79-20	99778-03	52-1	400 002	40-25	400 438	22-11
99558-00	13-43	99781-00	52-15	400 002	41-41	400 438	33-60
99559-01	13-4	99787-00	36-16	400 003	19-23	400 438	59-86
99559-02	13-4	99801-02	36-12	400 003	19-24	400 438	67-50
99561-00	13-38	99803-05	19-14	400 003	20-25	400 438	69-50
99561-00	79-23	99803-06	19-14	400 003	22-25	400 438	73-15
99569-00	79-25	99805-03	13-26	400 004	2-59	400 438	88A-II
99572-04	79-24	99813-02	13-26	400 004	20-26	400 438	88B-2
99580-00	77-22	99841-03	97-1	400 004	22-26	400 440	23-61
99592-08	77-15	99841-06	97-1	400 004	40-75	400 440	40-79
99592-09	77-16	99849-08	48-29	400 004	67-51	400 440	65-22
99592-13	77-16	99849-20	49-73	400 008	66 35	400 440	67-48
99592-17	77-15	99853-00	79-14	400 009	44-38	400 440	79-33
99609-00	13-19	99854-00	79-10	400 009	77-38	400 441	2-60
99610-02	97-10	99856-00	69-11	400 009	87 13	400 441	40-73
99610-03	97-11	99862-00	83-1	400 011	67-4	400 441	40-74
99610-10	97-40	99867-00	79-16	400 012	27-59	400 441	40-78

Reissued: May 27, 1999

FOR INSTRUCTIONAL USE ONLY
PIPER AIRCRAFT
PA-32R-301/301T
AIRPLANE PARTS CATALOG

Part Number	Figure and Index No.	Part Number	Figure and Index No.	Part Number	Figure and Index No.	Part Number	Figure and Index No.
400 441	66-32	400 862	14-61	401 302	23-70	401 971	77-32
400 441	67-48	400 867	31-10	401 306	84-19	401 971	87-19
400 441	74-73	400 867	32-10	401 307	84-20	401 986	49-85
400 441	79-29	400 870	15-64	401 310	48-57	401 986	77-31
400 443	23-53	400 871	23-25	401 310	66-42	401 986	77-40
400 443	32-34	400 871	31-27	401 310	67A-33	401 987	77-29
400 443	34-26	400 871	32-32	401 310	72 36	401 987	87-5
400 443	67-44	400 876	33-58	401 310	92B 24	401 988	77-34
400 443	74-74	400 880	27-31	401 315	23-58	402 057	9-68
400 443	89-4	400 880	27-34a	401 315	66-37	402 060	9-60
400 443	91B-17	400 916	43-9	401 318	40-23	402 312	28-35
400 444	2-42	401 187	87-6	401 318	41-47	402 313	24-43
400 446	69-53	401 188	27-51	401 318	41-48	402 314	73-6
400 446	69-54	401 188	66-34	401 318	67-47	402 315	23-55
400 450	19-38	401 188	68-11	401 320	28-41	402 344	24-42
400 451	27-54	401 189	27-52	401 329	28-38	402 344	28-34
400 452	66-33	401 194	40-76	401 330	19-40	402 344	28-36
400 460	51A-15	401 265	24-40	401 333	72-21	402 345	28-34
400 463	49-55	401 266	5-21	401 334	79-30	402 680	2-29
400 463	49-56	401 266	5-22	401 335	27-58	402 680	19-25
400 466	51-14	401 266	21-4	401 343	48-23	402 869	23-54
400 466	51-15	401 266	28-15	401 353	68-14	402 890	13-16
400 479	66-38	401 266	54-10	401 354	68-12	402 897	13-15
400 562	67-45	401 266	55-25	401 375	29-15	402 903	2-38
400 616	77-9	401 266	59-86	401 378	70-12	402 904	2-37
400 616	87-18	401 266	65-12	401 385	66-36	402 906	2-35
400 653	67-46	401 266	69-51	401 387	70-11	402 907	2-40
400 653	67-55	401 266	89-28	401 394	48-84	402 908	2-33
400 653	72-34	401 266	91A-11	401 394	49-81	402 909	2-39
400 665	14-29	401 269	19-30	401 394	77-14	402 910	2-34
400 668	14-33	401 269	23-64	401 395	48-83	402 911	2-36
400 669	15-81	401 269	48-21	401 395	49-80	402 915	2-32
400 670	42-6	401 269	59-89	401 405	23-65	402 927	27-30
400 672	67-53	401 269	69-52	401 405	49-84	402 938	23-15
400 672	71-3	401 269	72-22	401 461	77-30	402 960	27-53
400 673	70-13	401 269	79-32	401 521	48-58	403 055	31-9
400 673	73-16	401 270	2-41	401 521	49-58	403 055	32-9
400 673	59-87	401 270	60-55	401 527	48-58	404 051	60-65
400 674	66-39	401 270	89-5	401 533	48-58	404 100	19-31
400 674	68-13	402 270	91B-18	401 533	49-58	404 100	27-31
400 674	70-10	401 273	28-45a	401 535	49-58	404 100	27-34
400 680	67-54	401 273	79-7	401 545	87-7	404 100	51A-9
400 711	27-34	401 274	23-68	401 918	49-57	404 100	51A-14
400 728	85-14	401 274	60-66	401 919	60-57	404 100	59-71
400 744	24-45	401 274	67-20	401 970	77-33	404 100	59-87
400 761	27-56	401 279	69-55	401 971	48-82	404 100	60-64
400 861	79-28	401 280	31-26	401 971	48-85	404 100	60 65
400 861	79-31	401 282	32-31	401 971	49-79	404 100	66-9
400 861	79-34	401 301	48-56	401 971	49-82	404 100	67-54

Reissued: May 27, 1999

FOR INSTRUCTIONAL USE ONLY
PIPER AIRCRAFT
PA-32R-301/301T
AIRPLANE PARTS CATALOG

Part Number	Figure and Index No.	Part Number	Figure and Index No.	Part Number	Figure and Index No.	Part Number	Figure and Index No.
404 101	14-21	404 392	64-59	404 835	72-43	404 887	40-74
404 101	23-55	404 392	66-39	404 835	79-33	404 887	46A-14
404 101	23-60	404 392	67-53	404 835	85-12	404 887	46A-28
404 101	23-62	404 392	68 13	404 836	28-38	404 887	48-21
404 101	24-43	404 392	68-22	404 836	40-25	404 887	48-37
404 101	28-35	404 392	70-10	404 836	41-41	404 887	48-77
404 101	33-53	404 392	70-13	404 836	54-22	404 887	49-55
404 101	48-23	404 392	71-3	404 836	67-4	404 887	49-56
404 101	51-17	404 392	72-35	404 836	73-6	404 887	51A-22
404 101	51A-8	404 392	73-16	404 837	9-60	404 887	53A-11
404 101	51A-11	404 392	75-76	404 837	9-68	404 887	53A-13
404 102	23-59	404 392	76-26	404 837	24-45	404 887	53A-14
404 102	24-42	404 393	23-15	404 837	40-77	404 887	59-74
404 102	28-34	404 393	27 34	404 837	42-12	404 887	59-82
404 102	28-36	404 394	59-23	404 837	85-14	404 887	59-84
404 104	72-20	404 394	60-23	404 840	24-44	404 887	59-85
404 123	23-56	404 395	27-30	404 843	28-29	404 887	59-89
404 123	23-57	404 395	27-56	404 887	2-41	404 887	60-55
404 124	23-67	404 399	27-38	404 887	2-42	404 887	62-55
404 224	15-24	404 531	2-37	404 887	5-21	404 887	64-55
404 224	19-32	404 531	2-38	404 887	8-45	404 887	66-32
404 224	33-56	404 532	2-32	404 887	17-21	404 887	66-33
404 224	48-77	404 532	2-33	404 887	19-30	404 887	66-38
404 224	59-79	404 532	2-34	404 887	19-38	404 887	67-20
404 224	66-31	404 532	2-36	404 887	23-25	404 887	67-48
404 224	67-49	404 532	2-39	404 887	23-53	404 887	69-50
404 224	74-70	404 556	13-15	404 887	23-54	404 887	69-52
404 224	82-61	404 556	13-16	404 887	23-61	404 887	69-53
404 225	27-55	404 562	75-39	404 887	23-64	404 887	69-54
404 263	75-56	404 584	75-30	404 887	23-68	404 887	69-55
404 320	66-8	404 599	53-26	404 887	23-69	404 887	72-22
404 320	67-27	404 669	74-77	404 887	27-54	404 887	74-73
404 321	31-6	404 829	52-29	404 887	28-15	404 887	75-21
404 321	32-6	404 829	53A-10a	404 887	28-45a	404 887	75-25
404 322	23-31	404 832	27-53	404 887	31-10	404 887	75-26
404 322	66-8	404 833	15-50	404 887	31-11	404 887	75 30
404 322	67-26	404 833	52-26	404 887	31-26	404 887	75-56
404 323	31-23	404 833	60-67	404 887	31-28	404 887	75-71
404 323	32-28	404 833	70-5	404 887	32-10	404 887	79-7
404 323	85-14	404 835	49-60	404 887	32-11	404 887	79-28
404 325	69-38	404 835	51-14	404 887	32-31	404 887	79-29
404 326	27-32	404 835	51-15	404 887	32-33	404 887	79-31
404 391	14-29	404 835	51A-15	404 887	32-34	404 887	79-32
404 391	67-45	404 835	52-28	404 887	33-54	404 887	79-34
404 391	67-46	404 835	52-30	404 887	33-55	404 887	83-23
404 391	67-55	404 835	54-10	404 887	33-58	404 887	85-13
404 391	72-34	404 835	55-25	404 887	33-60	404 887	88A-11
404 392	14-33	404 835	60-66	404 887	34-26	404 887	88B-2
404 392	62-59	404 835	72-19	404 887	34-27	404 887	89-3

FOR INSTRUCTIONAL USE ONLY
PIPER AIRCRAFT
PA-32R-301/301T
AIRPLANE PARTS CATALOG

Part Number	Figure and Index No.	Part Number	Figure and Index No.	Part Number	Figure and Index No.	Part Number	Figure and Index No.
404 887	89-4	404 909	55-26	407 043	33-56	407 564	13-16
404 887	89-5	404 909	75-38	407 043	48-21	407 564	16-12
404 887	91A-11	404 909	75-39	407 043	60-70	407 564	17-21
404 887	91B-17	404 909	75-70	407 043	65-12	407 564	17-38
404 887	91B-18	404 909	82C-46	407 044	60-59	407 564	19-30
404 888	2-30	404 910	44-39	407 046	77-30	407 564	19-31
404 888	19-23	404 910	53-22	407 103	59-72	407 564	19-38
404 888	19-40	404 910	53-23	407 104	48-15	407 564	23-25
404 888	20-25	404 910	59-73	407 104	59-79	407 564	23-53
404 888	20-26	404 910	59-75	407 104	60-55	407 564	23-54
404 888	23-58	404 910	59-76	407 104	65-22	407 564	23-61
404 888	25-12	404 910	62-46	407 104	82-61	407 564	23-71
404 888	28-41	404 910	64-43	407 106	85-14	407 564	24-40
404 888	30-16	404 910	75-72	407 120	15-30	407 564	27-34a
404 888	40-23	404 910	91A-9	407 122	97-26	407 564	27-54
404 888	41-47	404 910	91A-12	407 124	33-59	407 564	27-57
404 888	48-57	404 910	91A-13	407 135	41-12	407 564	31-11
404 888	66-35	405 350	31-27	407 135	53A-12	407 564	31-26
404 888	66-42	405 350	32-32	407 136	51A-23	407 564	31-28
404 888	67-47	406 333	44-43	407 136	52-22	407 674	32-10
404 888	67-51	406 345	59-25	407 136	53A-15	407 564	32-11
404 888	72-21	406 345	60-25	407 137	48-82	407 564	32-31
404 888	72-36	406 357	91A-8	407 137	49-79	407 564	32-33
404 888	75-29	406 369	40-24	407 138	52-23	407 564	32-34
404 888	77-38	406 393	81-17	407 143	23-65	407 564	33-58
404 888	79-30	406 394	75-40	407 561	24-52	407 564	33-60
404 889	27-51	406 424	39-5a	407 561	40-24	407 564	34-11
404 889	29-14	406 424	39-8a	407 561	41-49	407 564	34-12
404 889	40-76	406 424	39-20	407 562	14-29	407 564	34-13
404 889	66-34	406 424	78-20a	407 562	14-34	407 564	34 14
404 889	66-36	406 424	78-23a	407 562	15-12	407 564	34-26
404 889	68-11	406 424	78-33	407 562	15-14	407 564	34-27
404 889	68-12	406 424	80-44	407 562	36-72	407 564	37-17
404 889	68-14	406 527	2-35	407 562	67-45	407 564	40-74
404 889	70-11	406 527	2-40	407 562	67-46	407 564	40-78
404 889	70-12	406 551	69-51	407 563	44-39	407 564	40-79
404 890	23-65	406 615	2-59	407 563	53-21	407 564	41-45
404 890	48-83	406 637	2-29	407 563	53-22	407 564	46A-14
404 890	48-84	406 637	19-25	407 563	59-73	407 564	46A-28
404 890	49-80	406 642	18-50	407 563	59-76	407 564	48-37
404 890	49-81	406 660	27-60	407 563	62-46	407 564	49-55
404 890	77-14	406 805	2-60	407 563	64-43	407 564	49-56
404 891	48-58	406 809	18-49	407 563	91A-13	407 564	49-60
404 891	49-58	406 816	5-22	407 564	2-41	407 564	51A-9
404 891	87-7	406 823	18-51	407 564	2-42	407 564	51A-14
404 907	91A-10	406 863	16-11	407 564	5-21	407 564	51A-15
404 909	36-72	406 863	17-35	407 564	5-22	407 564	52-30
404 909	53-17	406 935	2-28	407 564	8-45	407 564	53A-11
404 909	55-18	406 942	2-23	407 564	13-15	407 564	53A-13

Reissued: May 27, 1999

FOR INSTRUCTIONAL USE ONLY
PIPER AIRCRAFT
PA-32R-301/301T
AIRPLANE PARTS CATALOG

Part Number	Figure and Index No.	Part Number	Figure and Index No.	Part Number	Figure and Index No.	Part Number	Figure and Index No.
407 564	53A-14	407 565	2-30	407 566	60-22	407 569	27-53
407 564	54-10	407 565	14-21	407 566	61-11	407 569	56-10
407 564	54-26	407 565	19-23	407 566	66-34	407 569	56A-9
407 564	55A-4a	407 565	19-24	407 566	66-35	407 569	77-9
407 564	55A-10	407 565	19-25	407 566	66-36	407 569	87-18
407 564	55A-11	407 565	19-29	407 566	68-11	407 570	62-48
407 564	59-84	407 565	19-40	407 566	68-12	407 570	64-48
407 564	59-85	407 565	20-25	407 566	68-14	407 573	61-18
407 564	62-55	407 565	20-26	407 566	70-6	407 573	62-49
407 564	64-55	407 565	23-15	407 566	70-11	407 573	63-26
407 564	65-12	407 565	23-60	407 566	70-12	407 573	64-49
407 564	65-22	407 565	24-43	407 566	77-32	407 582	14-32
407 564	66-9	407 565	25-11	407 566	85-14	407 582	55-18
407 564	66-32	407 565	27-34	407 566	87-6	407 582	55-26
407 564	66 33	407 565	27-34	407 567	2-32	407 582	82C-46
407 564	66-38	407 565	28-35	407 567	2-33	407 583	52-26
407 564	66-39	407 565	33-53	407 567	2-34	407 583	52-27
407 564	67-20	407 565	40-75	407 567	2-35	407 583	71-5
407 564	67-44	407 565	41-46	407 567	2-39	407 584	2-60
407 564	67-48	407 565	43-9	407 567	23-56	407 584	13-15
407 564	67-53	407 565	44-43	407 567	23-57	407 584	13-16
407 564	67-54	407 565	48-56	407 567	27-56	407 584	14-33
407 564	68-13	407 565	48-57	407 567	33-18	407 584	19-30
407 564	68-22	407 565	49-57	407 567	44-43	407 584	19-31
407 564	69-40	407 565	51-17	407 567	48-60	407 584	21-4
407 564	69-50	407 565	51A-11	407 567	48-83	407 584	22-11
407 564	69-52	407 565	52-22	407 567	48-84	407 584	23-68
407 564	69-54	407 565	53-16	407 567	49-80	407 584	23-69
407 564	70-10	407 565	53-26	407 567	49-81	407 584	23-71
407 564	70-13	407 565	60-57	407 567	49-84	407 584	27-31
407 564	72-22	407 565	66-35	407 567	49-85	407 584	27-33
407 564	72-35	407 565	66-37	407 567	52-23	407 584	27-34a
407 564	73-16	407 565	66-42	407 567	56A-4	407 584	28-15
407 564	76-26	407 565	67-47	407 567	58A-4	407 584	28-45a
407 564	79-28	407 565	72-21	407 567	61-10	407 584	31-27
407 564	79-29	407 565	75-29	407 567	63-28	407 584	32-32
407 564	79-31	407 565	79-30	407 567	68-24	407 584	33-52
407 564	79-32	407 566	2-38	407 567	70-17	407 584	33-54
407 564	79-33	407 566	23-59	407 567	77-14	407 584	48-15
407 564	79-34	407 566	27-51	407 567	77-30	407 584	48-28
407 564	83-23	407 566	27-52	407 567	77-34	407 584	48-37
407 564	85-12	407 566	28-34	407 568	23-66	407 584	51-14
407 564	89-3	407 566	29-16	407 568	33-57	407 584	51-15
407 564	89-4	407 566	40-76	407 568	48-58	407 584	51A-22
407 564	89-5	407 566	40-77	407 568	49-58	407 584	55-25
407 564	91A-11	407 566	42-12	407 568	50-16	407 584	59-71
407 564	91B-17	407 566	48-82	407 568	72-20	407 584	59-80
407 564	91B-18	407 566	49-79	407 568	87-7	407 584	59-86
407 565	2-29	407 566	59-22	407 569	15-51	407 584	59-87

FOR INSTRUCTIONAL USE ONLY
PIPER AIRCRAFT
PA-32R-301/301T
AIRPLANE PARTS CATALOG

Part Number	Figure and Index No.	Part Number	Figure and Index No.	Part Number	Figure and Index No.	Part Number	Figure and Index No.
407 584	59-89	407 586	24-42	407 800	85-13	411 582	16-14
407 584	60-53,	407 586	24-45	408 815	59-21	411 586	33-56
407 584	62-54	407 586	28-36	408 815	60-21	414 553	55A-12
407 584	62-59	407 586	31-27	408 816	51A-14	414 693	91A-10
407 584	64-54	407 586	32 -32	408 832	18-8	414 761	2-55
407 584	64-59	407 586	59-26a	408 832	53-16	414 761	15-27
407 584	69-49	407 586	60-26a	408 832	53-26	414 761	15-53
407 584	69-54	407 586	66-34	408 834	43-10	414 763	91A-12
407 584	69-55	407 586	77-33	410 010	2-52	414 769	15-50
407 584	71-3	407 587	2-32	410 011	23-69	414 772	44-41
407 584	72-22	407 587	2-32	410 039	5-18	414 777	15-52
407 584	72-43	407 587	2-34	410 039	5-21	415 267	62-58
407 584	74-73	407 587	2-36	410 039	55-28	415 267	64-58
407 584	74-78	407 587	2-40	410 046	62-55	415 300	91A-13
407 584	79-7	407 587	27-30	410 046	64-55	415 319	82-61
407 584	82-61	407 587	56-5	410 049	2-44	415 363	44-43
407 584	88A-11	407 587	56A-5	410 053	59-81	415 376	36-67
407 584	88B-2	407 587	57-5	410 054	19-27	415 378	19-39
407 585	2-29	407 587	57-38	410 054	19-33	415 379	48-55
407 585	2-59	407 587	58-5	410 059	38-30	415 380	75-56
407 585	14-63	407 587	63-27	410 060	65-27	415 447	52-24
407 585	15-39	407 587	69-54	410 078	48-57	415 447	52-25
407 585	15-66	407 587	77-29	410 240	2-53	415 448	52-26
407 585	19-28	407 587	77-30	410 241	38-18	415 448	52-27
407 585	23-58	407 587	77-31	411 349	23-63	415 450	59-73
407 585	23-60	407 587	77-34	411 530	75-26	415 454	17-37
407 585	23-62	407 587	77-40	411 531	53A-11	415 454	17-38
407 585	23-70	407 589	49-19	411 531	53A-12	415 493	51-13
407 585	24-43	407 591	23-67	411 531	53A-13	415 518	15-28
407 585	27-34b	407 591	48-23	411 531	53A-14	415 518	75-38
407 585	28-23	407 591	48-43	411 532	33-54	415 518	82C-46
407 585	30 15	407 591	48-58	411 532	33-55	415 520	18-52
407 585	31-25	407 591	49-58	411 532	46A-14	415 520	55-18
407 585	32-30	407 591	50-19	411 532	46A-28	415 520	55-26
407 585	32-31	407 595	80A-70	411 532	54-26	415 520	97-26
407 585	44-38	407 669	74-76	411 532	55A-4a	415 521	18-52
407 585	67-4	407 674	31-9	411 532	55A-10	415 521	75-39
407 585	67-51	407 674	32-9	411 532	55A-11	415 522	75-70
407 585	69-53	407 674	33-55	411 532	75-25	415 532	75-32
407 585	73-6	407 675	23-55	411 532	83-23	415 533	15-30
407 585	75-76	407 675	28-41	411 533	31-28	415 533	59-24
407 585	77-38	407 680	14-48	411 533	32-33	415 533	60-24
407 585	87-13	407 680	14-48a	411 533	51A-22	415 533	60-67
407 586	2-37	407 680	14-50	411 533	75-21	415 533	91A-8
407 586	2-38	407 682	31-9	411 535	75-71	415 533	91A-9
407 586	9-60	407 682	32-9	411 536	31-11	415 535	18-54
407 586	9-68	407 683	14-39	411 536	32-11	415 535	53-21
407 586	15-49	407 684	69-41	411 539	8-45	415 535	53-22
407 586	23-59	407 800	48-77	411 540	17-21	415 535	53-23

Reissued: May 27, 1999

FOR INSTRUCTIONAL USE ONLY
PIPER AIRCRAFT
PA-32R-301/301T
AIRPLANE PARTS CATALOG

Part Number	Figure and Index No.	Part Number	Figure and Index No.	Part Number	Figure and Index No.	Part Number	Figure and Index No.
415 535	59-75	419 967	14-14	424 051	60-23	424 061	56-27
415 535	59-77	419 967	71-10	424 051	60-53	424 061	56A-26
415 535	60-60	424 000	31-25	424 051	60-64	424 061	57-27
415 535	71-5	424 000	32-30	424 051	60-71	424 061	58-26
415 535	75-72	424 026	74-76	424 051	62-54	424 095	17-10
415 536	18-53	424 026	74-77	424 051	62-56	424 095	23-55
415 536	82-36	424 041	14-29	424 051	64-54	424 095	59-70
415 537	16-12	424 041	14-30	424 051	64-56	424 123	68-15
415 537	18-53	424 041	14-34	424 051	66-9	424 123	69-47
415 539	37-16	424 041	67-45	424 051	66-39	424 141	14-34
415 540	44-39	424 041	67-46	424 051	67-53	424 143	41-49
415 544	37-54	424 041	67-55	424 051	67-54	424 146	24-52
415 628	5-20	424 041	72-34	424 051	68-13	424 146	74-76
415 851	59-76	424 050	28-35	424 051	68-16	424 148	69-44
416 091	49-17	424 050	59-80	424 051	68-22	424 148	74-77
416 098	62-46	424 050	62-59	424 051	69-43	424 162	15-14
416 098	62-60	424 050	64-59	424 051	69-44	424 163	15-12
416 098	64-43	424 050	67-15	424 051	70-4	424 172	17-8
416 098	64-60	424 051	14-21	424 051	70-10	424 174	41-45
416 209	48-28	424 051	14-33	424 051	70-13	424 174	60-53
416 785	54-28	424 051	14-63	424 051	71-3	424 174	60-71
416 785	85-13	424 051	15-12	424 051	71-4	424 175	62-56
416 787	59-82	424 051	15-14	424 051	72-35	424 175	64-56
416 794	85-12	424 051	15-66	424 051	73-16	424 176	34-11
416 994	33-59	424 051	23-15	424 051	74-78	424 178	14-30
416 995	52-30	424 051	23-60	424 051	75-76	424 178	33-52
417 694	49-6	424 051	23-62	424 051	76-26	424 179	74-78
417 772	52-28	424 051	27-31	424 052	23-59	424 180	69-43
417 776	59-74	424 051	27-33	424 052	24-42	424 181	27-33
417 781	67-49	424 051	27-34	424 052	24-43	424 181	34-12
418 345	53-26	424 051	27-34a	424 052	24-52	424 184	34-13
418 419	51A-23	424 051	28-34	424 052	27-57	424 185	71-4
418 419	53 16	424 051	33-52	424 052	28-36	424 187	27-57
418 419	53A-15	424 051	33-53	424 052	48-23	424 192	17-9
418 420	52-22	424 051	34-II	424 052	67-52	424 195	34-11
418 420	59-72	424 051	34-12	424 053	62-57	424 204	14-63
418 420	60 59	424 051	34-13	424 053	64-57	424 204	15-66
418 600	59-83	424 051	34-14	424 053	68-18	424 205	41-46
418 650	59-84	424 051	41-45	424 054	68-17	424 357	34-14
418 942	52-23	424 051	41-46	424 054	68-21	424 502	66-43
419 584	37A-25	424 051	41-49	424 058	62-45	424 513	66-30
419 590	75-52	424 051	51-17	424 058	64-61	434 120	74-81
419 594	14-53	424 051	51A-8	424 059	27-30	434 124	53-25
419 594	15-79	424 051	51A-9	424 059	27-56	434 126	75-73
419 594	36-88	424 051	51A-11	424 059	49-19	434 126	89-6
419 596	37-17	424 051	51A-14	424 060	72-20	434 135	97-7
419 641	75-61	424 051	59-23	424 061	23-56	434 138	15-2a
419 681	18-55	424 051	59-71	424 061	23-57	434 150	53-18
419 932	51-12	424 051	59-87	424 061	23-67	434 151	33-49

FOR INSTRUCTIONAL USE ONLY
PIPER AIRCRAFT
PA-32R-301/301T
AIRPLANE PARTS CATALOG

Part Number	Figure and Index No.	Part Number	Figure and Index No.	Part Number	Figure and Index No.	Part Number	Figure and Index No.
434 155	33-48	452 368	27-18	453 123	23-30	454 709	76-19
434 160	33-50	452 372	72-13	453 124	24-37	454 709	82-2
434 163	61-19	452 386	40-10	453 124	28-32	454 709	83-6
434 170	63-25	452 386	41-15	453 198	55-9	454 709	88A-1
434 172	61-16	452 387	4-30	453 417	97-36	454 709	88B-30
434 176	63-24	452 387	4-32	453 491	49-15	454 710	80A-78
434 183	53-24	452 387	4-34	453 602	80A-16	454 714	94-6
434 189	97-8	452 387	4-36	453 602	82-4	454 719	80A-79
450 030	84-1	452 387	4-40	453 616	63-34	454 732	82C-5
450 035	84-1	452 387	21-7	453 639	81-22	454 732	82C-23
450 397	81-34	452 387	22-7	453 674	15-69	454 732	82C-24
451 272	97-2	452 388	72-15	453 695	82-28	454 732	82C-25
451 273	97-3	452 389	72-14	453 714	34-10	454 732	82C-26
451 731	28-47	452 394	13-14	453 732	40-28a	454 732	82C-32
451 734	24-47	452 410	88-16	453 732	41-4a	454 732	82C-36
451 735	28-48	452 413	69-20	453 766	82-5	454 732	82C-37
451 739	24-48	452 418	69-19	453 831	84-15	454 734	82C-10
451 752	24-47	452 445	23-9	453 838	84-15	454 734	82C-11
451 786	30-13	452 465	88-16	453 855	98-8	454 734	82C-15
451 823	74-45	452 477	24-21	453 856	14-56	454 736	82C-6
451 823	81-41	452 544	66-27	453 856	15-78	454 736	82C-22
451 823	81-43	452 555	48-81	453 894	80A-75	454 736	82C-35
451 823	81-45	452 555	49-78	453 898	80A-81	454 738	82C-3
451 823	81-47	452 558	79-21	453 901	80A-74	454 738	82C-4
451 823	81-49	452 561	79-19	453 906	15-60	454 738	82C-8
451 823	81-65	452 570	79-17	453 966	2-4a	454 738	82C-9
451 841	81-69	452 571	79-18	453 966	88B-19	454 738	82C-12
451 857	63-16	452 575	27-5	453 996	88A-24	454 738	82C-13
451 881	46-23	452 575	27-10	454 053	24-38	454 738	82C-18
451 881	92B-17	452 584	31-8	454 053	28-33	454 738	82C-19
451 881	92C-II	452 584	32-8	454 312	59-32	454 738	82C-20
451 906	77-24	452 606	59-53	454 640	88C-6	454 738	82C-21
451 907	77-25	452 606	60-51	454 656	90-9	454 738	82C-27
451 908	77-26	452 679	40-61	454 656	91-8	454 738	82C-31
451 939	46-17	452 692	40-61	454 656	92-58	454 738	82C-33
451 939	92B-18	452 729	23-51	454 656	92C-2	454 738	82C-40
451 939	92C-10	452 774	87-11	454 657	92C-1	454 738	82C-41
451 941	80A-62	452 813	80-58	454 668	80A-80	454 738	82C-42
452 009	27-27	452 819	48-25	454 668	82-2	454 738	82C-43
452 104	44-44	452 823	77-5	454 669	82-2	454 743	76-19
452 334	23-7	452 824	77-6	454 670	82-2	454 743	88A-1
452 334	27-50	452 876	87-11	454 678	80A-79	454 743	88B-30
452 335	31-5	452 g07	49-24	454 681	91B-10	454 744	80A-78
452 335	32-5	452 908	49-24	454 706	80A-80	454 744	82-2
452 335	66-7	452 935	76-8	454 706	92C-3	454 755	82C-14
452 335	67-24	452 935	78-7	454 706	95-4	454 755	82C-34
452 336	66-7	452 982	49-24	454 706	99-14	454 797	82C-16
452 336	67-25	452 997	100-10	454 706	99A-16	454 797	82C-17
452 366	24-12	453 024	41-52	454 708	82-2	454 806	48-48

Reissued: May 27, 1999

FOR INSTRUCTIONAL USE ONLY
PIPER AIRCRAFT
PA-32R-301/301T
AIRPLANE PARTS CATALOG

Part Number	Figure and Index No.	Part Number	Figure and Index No.	Part Number	Figure and Index No.	Part Number	Figure and Index No.
454 806	61-12	455 405	74-50	456 682	101-95	459 441	15-36
454 806	92C-16	455 405	99A-26	456 682	102-11	459 849	45-34
454 813	59-65	455 417	92C-15	456 703	81-63	459 957	27-28
454 818	49-53	455 687	37A-1	456 703	82-31a	460 472	74-68
454 832	74-84	455 688	37A-1	456 703	82-70	460 602	82-20
454 837	46-27	455 689	37A-2	456 703	82B-1	460 602	98-12
454 837	46-29	455 690	37A-2	456 703	98-13	460 685	59-36
454 837	99A-32	455 691	37A-3	456 728	85-6	460 690	27-21
454 864	49-23	455 692	37A-3	456 758	81-13	460 691	24-26
454 868	48-52	455 693	37A-4	458 840	92C-21	460 691	27-3
454 868	59-68	455 694	37A-4	458 847	50-17	460 691	27-8
454 868	75 24	455 695	37A-5	458 848	63-15	460 691	27-36
454 887	59-62	455 696	37A-5	458 849	61-15	460 801	2-20
454 887	75-19	455 697	37A-6	458 863	74-52	460 801	27-36
454 905	62-3	455 698	37A-6	458 865	74-53	460 807	46-20
454 905	64-3	455 699	37A-1	458 876	61-13	460 807	46A-17
454 921	100-7	455 700	37A-1	458 879	47-42	460 836	46-22
454 927	52-21	455 701	37A-2	458 880	33-41	460 836	92B-19
454 927	53-20	455 702	37A-2	458 888	92B-21	460 860	27-21
454 927	53A-11	455 703	37A-3	458 891	34-22	460 866	99A-5
454 928	47-39	455 704	37A-3	458 891	74-54	460 888	46-24
454 928	75-22	455 705	37A-4	458 893	47-10	461 061	62-25
454 929	59-63	455 706	37A-4	458 893	47-22	461 061	64-24
454 930	52-20	455 707	37A-5	458 893	63-20	461 131	27-25
454 930	59-64	455 708	37A-5	458 893	92-50	461 136	67-41
454 930	67A-42	455 709	37A-6	458 893	96-8	461 386	39-5
454 932	59-61	455 710	37A-6	458 894	33-42	461 386	39-8
454 935	41-52	455 716	37A-1	458 894	34-21	461 386	39-17
454 935	48-53	455 717	37A-2	458 894	74-57	461 386	78-20
454 935	59-66	455 718	37A-3	458 900	33-39	461 386	78-23
454 944	75-44	455 719	37A-4	458 900	33-43	461 386	78-26
454 977	59-67	455 720	37A-5	458 900	74-55	461 386	80-43
454 983	48-71	455 721	37A 6	458 904	34-20	461 391	39-5
454 983	63-22	455 722	37A-1	458 904	99A-25	461 391	39-8
454 983	84-5	455 723	37A-2	458 905	48-34	461 391	39-17
454 983	84-9	455 724	37A-3	458 905	62-50	461 391	78-20
454 983	84-16	455 725	37A-4	458 905	64-64	461 391	78-23
454 993	75-43	455 726	37A-5	458 910	74-56	461 391	78-26
455 013	75-74	455 727	37A-6	458 914	48-35	461 391	80-43
455 124	24-36	455 938	33-3	458 914	49-46	461 629	72-51
455 124	28-31	455 944	34-25	458 914	62-47	461 629	81-57
455 151	84-11	455 944	35-16	458 914	64-47	461 629	83-9
455 173	47-34	455 968	34-25	458 937	63-19	461 629	83-13
455 173	50-11	455 968	35-1	458 938	50-22	461 629	84-25
455 173	74-49	455 987	23-2	458 940	64-22	461 629	84-28
455 173	92A-15	456 016	23-29	458 940	80A-68	461 629	100-15
455 357	59-29	456 530	81-16	458 948	46-16	461 629	100-17
455 360	60-29	456 615	78-14	458 958	46-18	461 648	84-27
455 360	60-30	456 682	65-28	458 958	46A-10	461 657	84-23

Reissued: May 27, 1999

FOR INSTRUCTIONAL USE ONLY
PIPER AIRCRAFT
PA-32R-301/301T
AIRPLANE PARTS CATALOG

Part Number	Figure and Index No.	Part Number	Figure and Index No.	Part Number	Figure and Index No.	Part Number	Figure and Index No.
461 710	65-13	472 054	82-27	476 643	74-60	477 860	64-21
461 711	65-13	472 054	82-31a	476 643	99A-27	477 861	2-25
462 012	81-5	472 054	82-54	476 647	91B-11	477 867	48-60
462 023	46-5	472 054	82B-13	476 648	28-46	477 887	48-60
462 024	24-39	472 054	83-11	476 648	50-25	477 887	49-84
462 024	28-27	472 054	94-4	476 648	74-59	479 402	48-26
462 030	50-20	472 054	94 12	476 648	83-18	480 592	41-43
462 031	49-48	472 056	82-19	476 686	50-23	480 691	27-39
462 034	24-6	472 056	98-11	477 611	89-24	480 694	15-13
462 034	28-22	472 077	16-4	477 611	92-54	480 696	67-16
462 090	49-36	472 081	82-51	477 611	92B-23	480 700	24-13
462 112	48-87	472 151	82-68	477 618	33-51	480 701	40-21
462 112	49-22	472 151	82A-1	477 618	74-72	480 701	40-35
462 134	49-22	472 172	80A-45	477 619	61-11	480 701	40-39
462 135	49-22	472 661	81-14	477 621	48-39	480 701	40-48
463 380	33-21	472 661	81-32	477 621	49-47	480 701	41-35
463 390	97-6	472 736	81-19	477 621	62-49	480 730	72-19
463 400	55A-2	472 844	83-10	477 621	62-64	480 732	40-22
463 400	55A-3	472 895	88-4	477 621	64-49	480 732	41-34
463 456	55-10	472 896	88-4	477 621	64-63	480 789	41-44
464 142	15-32	472 901	80A-49	477 627	61-17	480 800	14-31
464 327	97-20	472 969	45-30	477 628	61-10	480 801	41-42
464 407	97 20	472 969	45A-11	477 628	63-27	480 812	67-18
464 412	14-52	472 987	88-4	477 628	63-28	481 199	88-1
464 412	15-67	472 988	88-4	477 629	48-43	481 247	88-1
465 258	72-50	473 187	39-4	477 629	50-16	481 640	69-37
465 258	83-12	473 187	39-7	477 629	50-19	481 640	89-12
467 064	97-5	473 187	39-16	477 629	74-71	481 640	91B-15
467 067	81-37a	473 187	78-19	477 640	15-27	481 640	92-48
468 002	97-16	473 187	78-22	477 646	92A-12	481 640	92A-16
468 002	97-31	473 187	78-25	477 668	48-15	481 651	66-13
468 006	97-17	473 187	80-42	477 672	2-8e	481 651	72-25
469 600	97-27	473 195	39-4	477 672	19-26	481 652	68-4
470 516	48-10	473 195	39-7	477 672	19-33	481 708	62-18
470 516	49-25	473 195	39-16	477 672	20-16	481 772	7-18
470 524	49-25	473 195	78-19	477 672	21-16	481 807	64-18
470 588	45A-15	473 195	78-22	477 672	52-24	481 879	74-1
470 644	48-10	473 195	78-25	477 673	52-25	484 078	62-20
470 644	49-25	473 195	80-42	477 691	61-18	484 101	33-8
470 925	42-13	474 107	16-2	477 691	63-26	484 139	48-72
470 959	44-31	474 124	80-18	477 696	18-8	484 140	49-45
470 979	49-25	474 642	97-28	477 696	36-67	484 209	81-34
470 983	49-25	474 652	97-21	477 704	80A-70	484 209	82-64
471 084	41-12	474 655	97-33	477 708	41-48	484 209	83-2
472 017	54-5	475 115	48-10	477 708	43-9	484 229	89-18
472 017	55-5	475 131	48-10	477 750	74-67	484 234	98-10
472 017	55A-6	475 210	76-5	477 754	80A-70	484 305	54-21
472 034	81-11	475 210	78-4	477 778	37-16	484 310	55-15
472 054	80A-50	476 643	50-18	477 816	19-37	484 373	81-3

Reissued: May 27, 1999

FOR INSTRUCTIONAL USE ONLY
PIPER AIRCRAFT
PA-32R-301/301T
AIRPLANE PARTS CATALOG

Part Number	Figure and Index No.	Part Number	Figure and Index No.	Part Number	Figure and Index No.	Part Number	Figure and Index No.
484 373	85-10	486 416	89-17	488 327	60-62	494 060	54-3
484 375	97-4	486 457	77-4	488 327	74-41	494 060	54-25
484 461	98-14	486 466	65-10	488 380	47-25	494 060	80-48
484 467	83-14	486 467	65-10	488 380	89-27	494 066	80-51
484 483	54-17	486 468	65-19	488 474	50-24	494 087	85-12
484 494	81-13	486 469	65-19	488 474	74-64	494 087	85-13
484 524	89-19	486 562	97-24	488 474	83-17	494 093	72-19
484 677	49-50	486 636	88A-10	488 474	89-26	494 101	2-55
484 684	24-7	486 636	88B-8	488 499	34-23	494 101	2-8e
484 684	28-24	486 698	81-70	488 499	74-62	494 101	19-26
484 685	24-8	486 896	89-24	488 545	81-9	494 101	19-27
484 685	28-25	486 896	92-61	488 722	47-5	494 101	19-33
484 691	36-85	486 896	92B-23	489 400	82-15	494 101	44-41
484 698	30-4	486 972	64-21	489 873	69-45	494 114	28-30
484 706	27-43	487 437	51A-10	489 910	66-28	494 141	15-34
484 706	33-13	487 560	36-68	489 910	67-42	494 159	89-2
484 714	28-23	487 560	75-50	489 910	68-5	494 177	35-26
484 719	27-4	487 584	80-48	489 910	70-7	494 191	65-21
484 719	27-9	487 608	91A-7	489 910	72-46	494 192	74-74
484 723	24-9	487 674	7-38	491 049	92C-14	494 227	48-55
484 727	33-9	487 674	16-10	491 050	33-40	494 228	2-35
484 747	69-16	487 674	17-34	491 050	34-19	494 228	2-40
484 748	27-44	487 684	55A-2	491 050	83-20	494 235	74-79
484 755	55-11	487 685	55A-2	491 053	62-44	494 678	97-25
484 755	55A-2	487 686	55A-3	491 053	64-44	506 516	2-55
484 755	55A-3	487 687	55-12	491 055	48-67	506 902	97-26
484 788	35-23	487 687	55A-3	491 055	50-21	510 058	2-8e
484 790	24-4	487 707	54-24	491 059	47-6	510 058	19-26
484 790	28-5	487 722	91A-6	491 059	47-24	510 058	19-33
484 792	8-33	487 829	92-51	491 059	47-25	514 758	82B-14
484 799	24-5	487 901	90-7	491 060	33-44	515 710	36-72
484 799	28-21	487 904	72-38	491 063	74-66	519 853	14-48
484 828	24-34	487 904	72-48	491 064	61-8	519 853	14-50
484 828	28-26	487 904	82-26	491 071	63-31	519 853	15-49
484 830	15-59	487 922	74-40	491 112	47-38	519 953	15-54
484 840	54-20	487 922	81-64	491 806	65-5	519 900	44-6
484 845	83-19	487 925	81-68	492 100	47-9	524 145	59-80
484 879	48-38	487 936	82-34	492 240	46-6	544 710	75-28
485 129	15-25	488 172	36A-16	492 241	47-32	544 827	75-55
486 106	8-55	488 310	47-33	492 241	50-14	548 190	45-5
486 106	8-57	488 310	89-26	494 001	18-55	548 291	45A-3
486 126	77-39	488 310	92A-14	494 004	62-58	548 330	45-4
486 145	14-14	488 315	47-23	494 004	64-58	548 330	45A-6
486 160	15-34	488 315	47-24	494 037	54-28	548 331	45-4
486 221	75-30	488 315	92A-13	494 037	55-28	548 343	45-23
486 266	18-49	488 315	92B-22	494 037	55A-12	548 343	45A-8
486 286	18-50	488 316	74-63	494 040	40-25	548 407	45-4
486 286	18-51	488 320	74-61	494 040	41-41	548 407	45-26
486 291	2-30	488 327	59-51	494 040	74-80	548 501	45-2

FOR INSTRUCTIONAL USE ONLY
PIPER AIRCRAFT
PA-32R-301/301T
AIRPLANE PARTS CATALOG

Part Number	Figure and Index No.	Part Number	Figure and Index No.	Part Number	Figure and Index No.	Part Number	Figure and Index No.
548 502	45-2	551 846	64-20	554 839	49-67	555 501	97-9
548 504	45-2	551 876	74-69	554 859	51A-22	555 815	59-28
548 505	45-2	551 983	48-16	554 859	75-23	555 816	74-31
548 517	45-5	551 983	86-1	554 861	33-45	555 846	46-32
548 535	81-16	551 984	48-16	554 861	46-30	555 846	48-46
548 561	72-49	551 984	86-1	554 861	47-28	555 884	41-7
548 868	45-1	552 516	44-3	554 861	76-32	555 885	41-7
548 868	45A-2	552 517	44-3	554 861	78-16	555 888	41-7
550 483	45-5	552 518	44-3	554 861	80A-72	555 889	41-7
550 503	65-9	553 003	100-11	554 861	89-22	556 105	47-2
550 504	65-19	553 182	60-41	554 861	91B-12	556 105	47-6
550 559	92-15	553 229	11-65	554 861	92-4	556 107	49-34
550 778	91-15	553 230	77-12	554 861	92B-16	556 108	49-35
550 778	92-14	553 266	19-32	554 861	92C-18	556 469	41-7
550 780	91-5	553 672	81-4	554 861	96-9	556 470	41-7
550 887	45-3	553 673	81-59	554 865	63-21	556 471	41-7
550 937	48-8	553 681	53-28	554 865	80A-73	556 472	41-7
550 937	56-1	553 683	53-19	554 881	48-54	556 473	41-7
550 983	49-2	553 885	60-28	554 883	48-45	556 474	41-7
550 983	57-1	554 051	59-31	554 885	75-27	556 677	41-7
550 993	48-8	554 350	59-30	554 888	46-28	556 678	41-7
550 993	56A-1	554 350	60-31	554 888	63-36	556 705	41-7
550 994	49-2	554 361	76-14	554 888	77-27	556 753	81-76
550 994	58-1	554 375	75-14	554 888	80A-71	556 753	97-9
551 037	48-8	554 422	41-10	554 888	92B-15	556 921	41-7
551 114	91-10	554 487	75-15	554 888	92C-17	556 932	41-7
551 114	92-16	554 575	92C-19	554 888	99A-31	556 933	41-7
551 376	42-8	554 598	92C-20	554 888	100-3	557 033	41-7
551 390	40-60	554 637	88A-26	554 892	100-8	557 034	41-7
551 391	40-60	554 637	88B-21	554 896	46-33	557 035	41-7
551 391	44-19	554 639	46A-6	554 896	75-45	557 449	79-2
551 392	40-60	554 640	76-24	554 925	49-71	557 564	48-40
551 424	40-61	554 659	62-65	554 925	75-42	558 698	63-15
551 426	40-61	554 678	84-5	554 926	75-41	558 774	61-15
551 594	44-42	554 686	97-34	554 926	78-11	558 779	48-33
551 706	28-49	554 701	48-50	554 946	99A-30	558 787	63-37
551 706	30-1	554 701	49-52	554 953	47-27	558 815	80A-61
551 725	28-49	554 714	79-15	554 979	27-26	558 826	74-51
551 725	30-1	554 734	28-43	554 979	66-29	558 898	49-49
551 765	28-50	554 757	59-50	554 979	67-43	558 900	46-19
551 765	29-1	554 761	77-3	554 979	68-6	558 912	46-21
551 770	28-50	554 772	51A-21	554 979	69-46	558 913	92C-13
551 770	29-1	554 775	46A-14	554 979	70-8	559 005	80A-69
551 772	24-49	554 775	46A-28	554 979	72-32	559 700	41-7
551 772	26-1	554 775	48-51	554 985	46-27	559 707	41-7
551 792	24-49	554 776	83-22	554 992	51A-20	559 714	41-7
551 792	25-1	554 793	46-29	555 412	77-1	559 721	41-7
551 846	62-43	554 797	62-51	555 421	97-9	559 728	41-7
551 846	63-17	554 797	64-51	555 422	97-9	559 735	41-7

Reissued: May 27, 1999

FOR INSTRUCTIONAL USE ONLY
PIPER AIRCRAFT
PA-32R-301/301T
AIRPLANE PARTS CATALOG

Part Number	Figure and Index No.	Part Number	Figure and Index No.	Part Number	Figure and Index No.	Part Number	Figure and Index No.
559 748	41-7	565 288	81-53	579 038	14-7	579 150	36-7
559 757	44-3	565 367	95-11	579 039	14-7	579 151	36-7
559 758	14-5	565 516	82-18	579 040	14-7	579 152	36-7
559 758	15-74	565 523	97-29	579 041	14-7	579 153	36-7
559 758	36-27	565 576	77-19	579 042	14-7	579 154	36-7
559 758	44-7	565 578	77-20	579 043	14-7	579 155	36-7
559 760	41-7	571 136	39-15	579 053	17-25	579 226	14-5
559 769	44-3	571 162	76-35	579 054	17-25	579 226	15-74
559 770	14-5	571 162	82-14	579 055	17-25	579 226	36-27
559 770	15-74	571 162	82-47	579 056	36-5	579 226	44-7
559 770	36-27	571 162	83-15	579 057	36-5	579 227	14-5
559 770	44-7	572 514	80-40	579 058	36-5	579 227	15-74
559 772	41-7	572 524	39-14	579 059	36-6	579 227	36-27
559 781	44-3	572 557	88-4	579 060	36-6	579 227	44-7
559 782	14-5	572 558	88-4	579 061	36-6	579 228	14-5
559 782	15-74	572 560	88-4	579 062	15-70	579 228	15-74
559 782	36-27	572 561	88-4	579 063	15-70	579 228	36-27
559 782	44-7	572 571	14-68	579 064	15-70	579 228	44-7
559 784	41-7	572 571	36A-15	579 065	36-7	579 229	17-25
559 792	44-3	572 582	39-13	579 066	36-7	579 230	17-25
559 793	14-5	579 002	17-25	579 067	36-7	579 231	17-25
559 793	15-74	579 003	17-25	579 071	36-8	579 235	36-6
559 793	36-27	579 004	17-25	579 072	36-8	579 236	36-6
559 793	44-7	579 005	17-25	579 073	36-8	579 237	36-6
559 795	41-7	579 006	17-25	579 077	14-7	579 238	15-70
559 804	44-3	579 007	17-25	579 078	14-7	579 239	15-70
559 805	14-5	579 008	17-25	579 079	14-7	579 240	15-70
559 805	15-74	579 009	36-6	579 113	14-5	579 250	36-8
559 805	36-27	579 010	36-6	579 113	15-74	579 251	36-8
559 805	44-7	579 001	36-6	579 113	36-27	579 252	36-8
559 827	41-7	579 012	36-6	579 113	44-7	579 253	36-9
559 828	41-7	579 013	36-6	579 114	14-5	579 254	36-9
559 829	41-7	579 014	36-6	579 114	15-74	579 255	36-9
560 763	62-21	579 015	36-6	579 114	36-27	579 258	14-7
560 774	99A-29	579 016	15-70	579 114	44-7	579 259	14-7
560 835	92C-12	579 017	15-70	579 115	14-5	579 260	14-7
560 934	80A-66	579 018	15-70	579 115	36-28	579 306	17-25
560 947	49-21	579 019	15-70	579 115	44-7	579 309	36-6
560 983	80A-63	579 020	15-70	579 116	44-3	579 310	15-70
560 984	80A-64	579 021	15-70	579 117	44-3	579 311	36-7
560 985	80A-65	579 022	15-70	579 118	44-3	579 313	36-8
560 987	46A-12	579 023	36-8	579 142	36-5	579 314	36-9
560 987	46A-26	579 024	36-8	579 143	36-5	579 315	14-7
560 987	80A-67	579 025	36-8	579 144	36-5	579 318	17-25
561 012	77-24	579 026	36-8	579 145	36-5	579 319	17-25
561 012	77-26	579 027	36-8	579 146	36-5	579 324	36-6
561 013	77-25	579 028	36-8	579 147	36-5	579 325	36-6
561 027	82A-1	579 029	36-8	579 148	36-5	579 326	15-70
565 251	55-24	579 037	14-7	579 149	36-7	579 327	15-70

FOR INSTRUCTIONAL USE ONLY
PIPER AIRCRAFT
PA-32R-301/301T
AIRPLANE PARTS CATALOG

Part Number	Figure and Index No.	Part Number	Figure and Index No.	Part Number	Figure and Index No.	Part Number	Figure and Index No.
579 328	36-7	581 928	17-42	587 923	92-64	591 606	38-2
579 329	36-7	581 928	18-48	587 923	92A-21	591 607	38-2
579 332	36-8	582 172	48-86	587 923	94-5	591 620	38-4
579 333	36-8	582 172	49-83	587 923	95-3	591 621	38-4
579 334	36-9	582 362	80A-53	587 961	48-66	591 622	38-4
579 335	36-9	582 362	101-87	587 961	50-8	591 623	38 4
579 336	14-7	582 363	80A-54	587 990	48-59	591 624	38-S
579 337	14-7	582 363	101-88	587 990	50-9	591 625	38-S
579 400	17-25	582 587	53A-12	588 011	93-10	591 626	38-5
579 403	36-6	583 470	99-13	588 019	91-16	591 627	38-5
579 404	15-70	584 137	97-35	588 073	83-16	591 628	38-3
579 405	36-7	584 149	82-16	588 085	92A-3	591 629	38-3
579 407	36-8	584 231	80A-9	588 085	92B-2	591 630	38-3
579 408	36-9	584 256	77-25	588 109	76-25	591 631	38-3
579 409	14-7	584 257	77-26	588 356	98-9	591 632	38-3
579 420	44-3	584 258	77-24	588 432	82-41	591 633	38-3
579 472	14-5	584 279	81-77	588 464	82-41	591 634	38-3
579 472	15-59	584 279	82-65	588 469	48-49	591 635	38-3
579 472	36-27	584 291	81-75	588 469	50-15	591 636	38-6
579 472	44-7	584 291	82-69	589 688	78-10	591 637	38-6
579 473	14-5	584 349	81-37	591 483	38-1	591 638	38-6
579 473	15-59	584 402	15-84	591 485	38-2	591 639	38-6
579 473	36-27	584 402	36A-4	591 501	38-4	591 640	38-6
579 473	44-7	584 402	36A-12	591 503	38-5	591 641	38-6
579 474	14-5	585 015	97-22	591 S09	38-3	591 642	38-6
579 474	15-59	585 060	48-73	591 SII	38-3	591 643	38-6
579 474	36-27	587 221	15-33	591 513	38-6	591 644	38-7
579 474	44-7	587 299	40-8	591 515	38-6	591 645	38-7
579 957	44-3	587 299	41-14	591 517	38-7	591 646	38-7
579 958	44-3	587 381	14-26	591 519	38-9	591 647	38-7
579 959	44-3	587 384	48-23	591 523	38-13	591 648	38-9
580 731	14-5	587 396	31-24	591 525	38-13	591 649	38-9
580 731	15-74	587 396	32-29	591 529	38-16	591 650	38-9
580 731	36-27	587 398	14-20	591 531	38-10	591 651	38-9
580 731	44-7	587 404	41-11	591 533	38-10	591 656	38-13
580 842	36-5	587 726	48-73	591 553	38-11	591 657	38-13
580 843	36-5	587 807	98-2	591 555	38-11	591 658	38-13
580 844	36-5	587 808	98-3	591 557	38-12	591 659	38-13
581 126	89-3	587 808	98-4	591 559	38-12	591 660	38-13
581 312	99A-28	587 808	98-5	591 563	38-15	591 661	38-13
581 330	73-7	587 809	98-6	591 565	38-14	591 662	38-13
581 332	73-8	587 842	80A-12	591 567	38-14	591 663	38-13
581 489	15-35	587 847	74-39	591 569	38-8	591 668	38-16
581 657	82C-28	587 862	72-7	591 600	38-1	591 669	38-16
581 657	82C-29	587 903	82-56	591 601	38-1	591 670	38-16
581 657	82C-30	587 903	83-4	591 602	38-1	591 671	38-16
581 657	82C-38	587 923	82-55	591 603	38-1	591 672	38-10
581 657	82C-39	587 923	89-12	591 604	38-2	591 673	38-10
581 657	82C-44	587 923	91B-1	591 605	38-2	591 674	38-10

Reissued: May 27, 1999

FOR INSTRUCTIONAL USE ONLY
PIPER AIRCRAFT
PA-32R-301/301T
AIRPLANE PARTS CATALOG

Part Number	Figure and Index No.	Part Number	Figure and Index No.	Part Number	Figure and Index No.	Part Number	Figure and Index No.
591 675	38-10	591 818	38-16	591 925	38-15	592 010	38-9
591 676	38-10	591 819	38-10	591 926	38-15	592 011	38-9
591 677	38-10	591 820	38-10	591 927	38-14	592 014	38-13
591 678	38-10	591 831	38-11	591 928	38-14	592 015	38-13
591 679	38-10	591 832	38-11	591 929	38-14	592 016	38-13
591 716	38-11	591 833	38-12	591 930	38-14	592 017	38-13
591 717	38-11	591 834	38-12	591 931	38-8	592 020	38-16
591 718	38-11	591 838	38-15	591 932	38-8	592 021	38-16
591 719	38-11	591 839	38-14	591 938	38-1	592 022	38-10
591 720	38-11	591 840	38-14	591 939	38-2	592 023	38-10
591 721	38-11	591 841	38-8	591 943	38-4	592 024	38-10
591 722	38-11	591 849	38-1	591 944	38-5	592 025	38-10
591 723	38-11	591 850	38-1	591 945	38-3	592 046	38-11
591 724	38-12	591 851	38-2	591 946	38-3	592 047	38-11
591 725	38-12	591 852	38-2	591 947	38-6	592 048	38-11
591 726	38-12	591 859	38-4	591 948	38-6	592 049	38-11
591 727	38-12	591 86Q	38-4	591 949	38-7	592 050	38-12
591 728	38-12	591 861	38-5	591 950	38-9	592 051	38-12
591 729	38-12	591 862	38-5	591 952	38-13	592 052	38-12
591 730	38-12	591 863	38-3	591 953	38-13	592 053	38-12
591 731	38-12	591 864	38-3	591 955	38-16	592 060	38-15
591 744	38-15	591 865	38-3	591 956	38-10	592 061	38-15
591 745	38-15	591 866	38-3	591 957	38-10	592 062	38-14
591 746	38-15	591 867	38-6	591 968	38-11	592 063	38-14
591 747	38-15	591 868	38-6	591 969	38-11	592 064	38-14
591 748	38-8	591 869	38-6	591 970	38-12	592 065	38-14
591 749	38-8	591 870	38-6	591 971	38-12	592 066	38-8
591 750	38-8	591 871	38-7	591 975	38-15	592 067	38-8
591 751	38-8	591 872	38-7	591 976	38-14	592 073	38-1
591 768	38-14	591 873	38-9	591 977	38-14	592 074	38-2
591 769	38-14	591 874	38-9	591 978	38-8	592 078	38-4
591 770	38-14	591 877	38-13	591 986	38-1	592 079	38-5
591 771	38-14	591 878	38-13	591 987	38-1	592 080	38-3
591 772	38-14	591 879	38-13	591 988	38-2	592 081	38-3
591 773	38-14	591 880	38-13	591 989	38-2	592 082	38-6
591 774	38-14	591 883	38-16	591 996	38-4	592 083	38-6
591 775	38-14	591 884	38-16	591 997	38-4	592 084	38-7
591 801	38-1	591 885	38-10	591 998	38-5	592 085	38-9
591 802	38-2	591 886	38-10	591 999	38-5	592 086	38-13
591 806	38-4	591 887	38-10	592 000	38-3	592 087	38-13
591 807	38-5	591 888	38-10	592 001	38-3	592 089	38-16
591 808	38-3	591 911	38-11	592 002	38-3	592 091	38-10
591 809	38-3	591 912	38-11	592 003	38-3	592 102	38-11
591 810	38-6	591 913	38-11	592 004	38-6	592 104	38-12
591 811	38-6	591 914	38-11	592 005	38-6	592 105	38-12
591 812	38-7	591 915	38-12	592 006	38-6	592 109	38-15
591 813	38-9	591 916	38-12	592 007	38-6	592 110	38-14
591 815	38-13	591 917	38-12	592 008	38-7	592 111	38-14
591 816	38-13	591 918	38-12	592 009	38-7	592 112	38-8

FOR INSTRUCTIONAL USE ONLY
PIPER AIRCRAFT
PA-32R-301/301T
AIRPLANE PARTS CATALOG

Part Number	Figure and Index No.	Part Number	Figure and Index No.	Part Number	Figure and Index No.	Part Number	Figure and Index No.
596 118	97-13	680 005	44-3	686 815	81-13	752 511	58-6
596 236	92-60	680 006	44-3	686 816	81-13	752 513	56-26
596 244	92-46	680 007	44-3	686 816	81-74	752 513	56A-25
596 332	97-32	680 008	17-25	687 277	45-15	752 513	57-26
596 664	97-32	680 009	17-25	688 139	82-67	752 513	58-25
596 664	97-39	680 010	17-25	688 153	91A-1	752 530	56-12
596 707	92-4	680 011	17-25	688 178	82-6	752 530	58-11
596 755	92-14	680 012	36-5	688 235	83-5	752 533	57-12
597 257	93-3	680 013	36-5	688 296	82A-1	752 534	56-7
597 257	93A-2	680 014	36-5	688 404	93A-5	752 534	56A-33
597 426	96-1	680 015	36-5	688 417	48-66	752 534	57-34
597 461	93-1	680 016	36-6	689 970	93A-1	752 534	58-33
597 893	97-37	680 017	36-6	694 002	81-13	752 544	56A-11
598 181	45A-17	680 018	36-6	750 063	25-10	752 565	56A-4
598 422	100-11	680 019	36-6	751 201	88-9	752 565	58-4
599 012	96-1	680 020	15-70	751 202	88-9	752 571	26-10
599 534	45A-14	680 021	15-70	751 203	81-21	752 584	35-22
599 535	45A-13	680 022	15-70	751 286	88A-21	752 585	23-4
599 542	45A-4	680 023	15-70	751 298	88B-16	752 585	35-24
599 543	45A-12	680 028	36-7	751 300	92-18	752 595	23-3
651 610	45A-5	680 029	36-7	751 314	92-10	752 596	23-5
652 409	82C-7	680 030	36-7	751 347	92-11	752 609	80-12
654 047	62-62	680 031	36-7	751 369	28-8	752 610	80-11
654 047	64-50	680 032	36-8	751 381	88-10	752 826	30-8
654 049	62-61	680 033	36-8	751 489	29-7	752 826	30-12
654 049	64-51	680 034	36-8	751 494	29-3	752 830	29-10
654 086	47-11	680 035	36-8	751 494	29-6	752 855	33-16
654 117	80-54	680 036	36-9	751 772	29-9	752 965	30-19
654 119	80-57	680 037	36-9	751 810	29 12	752 966	30-18
654 153	49-28	680 038	36-9	751 815	46-7	753 074	80-21
654 186	46A-3	680 039	36-9	751 833	48-2	753 085	79-12
655 100	44-44	680 043	14-7	751 859	46-4	753 172	33-10
680 000	14-5	680 044	14-7	751 859	80A-8	753 381	33-14
680 000	15-74	680 045	14-7	751 889	33-7	753 407	30-14
680 000	36-27	680 046	14-7	751 896	80-6	753 430	30-17
680 000	44-7	680 108	17-25	751 897	90-12	753 431	81-20
680 001	14-5	680 109	36-5	751 906	92-52	753 433	80-8
680 001	15-74	680 110	36-6	751 912	45-21	753 437	80-10
680 001	36-27	680 111	15-70	751 987	91-9	753 461	56-3
680 001	44-7	680 113	36-7	751 992	88A-27	753 461	56A-3
680 002	14-5	680 114	36-8	751 992	88B-22	753 461	57-3
680 002	15-74	680 115	36-9	751 999	29-8	753 461	58-3
680 002	36-27	680 116	14-7	752 015	57-2	753 462	56A-4
680 002	44-7	680 131	14-5	752 342	30-7	753 462	57-4
680 003	14-5	680 131	15-74	752 342	30-11	753 462	58-4
680 003	15-74	680 131	36-27	752 355	80-7	753 463	56-15
680 003	36-27	680 131	44-7	752 511	56-6	753 463	56A-14
680 003	44-7	680 132	44-3	752 511	56A-6	753 463	57-15
680 004	44-3	686 083	41-51	752 511	57-39	753 463	58-14

Reissued: May 27, 1999

FOR INSTRUCTIONAL USE ONLY
PIPER AIRCRAFT
PA-32R-301/301T
AIRPLANE PARTS CATALOG

Part Number	Figure and Index No.	Part Number	Figure and Index No.	Part Number	Figure and Index No.	Part Number	Figure and Index No.
753 473	29-15	755 200	88-21	755 994	57-28	757 249	58-16
753 850	30-20	755 222	56-2	755 995	56A-23	757 253	57-40
753 910	46-3	755 232	86-8	755 995	58-23	757 302	56-25
753 923	29-17	755 240	80A-18	755 997	27-45	757 302	57-25
753 936	30-2	755 271	86-2	756 007	25-7	757 310	45-31
753 938	80-24	755 299	56A-2	756 008	25-9	757 318	35-3
753 939	80-20	755 313	58-2	756 016	35-8	757 386	86-4
753 944	80-14	755 427	45-6	756 018	35-7	757 387	86-3
753 947	80-5	755 428	45-3	756 027	57-18	757 388	86-14
753 956	33-4	755 432	90-1	756 027	58-17	757 389	86-15
753 980	90-4	755 800	56-9	756 037	88-15	757 390	86-16
753 980	91-6	755 800	56A-8	756 053	27-46	757 391	86-6
753 980	92-19	755 800	57-9	756 060	86-11	757 392	86-6
754 575	46-1	755 800	58-8	756 061	86-13	757 456	92-9
754 614	29-4	755 882	33-19	756 117	33-15	757 458	56A-24
754 633	48-74	755 885	30-9	756 118	33-17	757 458	58-24
754 643	29-4	755 886	30-10	756 118	35-5	757 479	35-20
754 645	80A-1	755 887	30-3	756 233	88A-12	757 480	35-17
754 646	80A-2	755 919	62-17	756 295	56-11	757 483	30-3
754 647	80A-3	755 919	64-17	756 301	80-15	757 484	30-9
754 648	80A-4	755 929	29-11	756 504	80-9	757 485	30-5
754 649	80A-5	755 930	29-13	756 505	80-4	757 556	56-23
754 653	49-4	755 931	57-7	756 507	80-3	757 556	56A-22
754 761	80-16	755 932	56-8	756 584	80A-10	757 556	57-23
754 762	80-17	755 932	56A-7	756 585	80A-11	757 556	58-22
754 798	80-13	755 932	57-8	756 607	56-22	757 557	56-29
754 804	25-8	755 932	58-7	756 607	56A-21	757 557	57-29
754 808	56A-18	755 934	56-16	756 607	57-22	757 558	56-32
754 808	58-18	755 934	56A-15	756 607	58-21	757 558	56A-31
754 816	62-15	755 934	57-16	756 616	45-32	757 558	57-32
754 816	64-15	755 934	58-15	756 621	35-9	757 558	58-31
754 826	56-19	755 935	56-30	756 622	35-4	757 559	56-33
754 826	57-19	755 935	57-30	756 626	57-10	757 559	56A-32
754 827	86-5	755 937	56A-29	756 667	25-2	757 559	57-33
754 843	91-19	755 937	58-29	756 668	25-5	757 559	58-32
754 848	35-25	755 948	33-5	756 669	49-6	757 579	90-15
754 856	26-6	755 949	33-6	756 679	29-2	757 579	92-2
754 895	46A-25	755 950	33-20	756 680	29-5	757 579	92-6
754 906	46A-4	755 968	56-14	756 685	26-9	757 580	35-10
755 042	88-20	755 968	56A-13	756 686	26-2	757 583	57-11
755 048	25-4	755 968	57-14	757 052	91-3	757 583	58-10
755 049	65-11	755 968	58-13	757 052	91-11	757 593	56A-4
755 049	65-20	755 972	56-21	757 052	92-17	757 593	57-37
755 061	45-21	755 972	56A-20	757 207	30-5	757 593	58-4
755 075	88-7	755 972	57-21	757 208	30-6	757 626	88A-7
755 076	88-8	755 972	58-20	757 216	33-11	757 626	88B-7
755 082	35-6	755 993	56-18	757 217	33-12	757 627	88A-30
755 096	88-14	755 993	56A-17	757 249	56-17	757 718	79-13
755 122	80-19	755 994	56-28	757 249	56A-16	757 719	86-10

Reissued: May 27, 1999

FOR INSTRUCTIONAL USE ONLY
PIPER AIRCRAFT
PA-32R-301/301T
AIRPLANE PARTS CATALOG

Part Number	Figure and Index No.	Part Number	Figure and Index No.	Part Number	Figure and Index No.	Part Number	Figure and Index No.
757 720	86-17	758 282	56-34	761 156	88-5	762 275	35-21
757 721	86-17	758 282	57-36	761 161	88-19	762 276	35-18
757 742	56A-10	758 345	90-16	761 162	88-6	762 277	35-19
757 762	88-18	758 345	91-20	761 173	92-47	762 357	93-6
757 790	46-8	758 345	92-34	761 189	88-18	762 426	88-12
757 790	46A-20	758 346	90-17	761 190	88-19	762 427	49-22
757 828	56-31	758 346	91-21	761 197	30-7	762 428	49-22
757 828	57-31	758 346	92-35	761 197	30-11	762 429	88A-23
757 831	25-3	758 348	92-62	761 198	94-3	762 429	88B-18
757 831	25-6	758 350	92-30	761 222	88-6	762 430	88A-25
757 863	90-13	758 351	92-33	761 253	88-6	762 430	88B-20
757 863	91-7	758 354	92-32	761 254	88-6	762 447	49-31
757 863	92-53	758 355	92-31	761 255	88-13	762 508	86-18
757 865	80A-7	758 391	26-4	761 256	88-11	762 503	62-16
757 899	46-25	758 393	26-8	761 279	81-72	762 503	64-16
757 913	90-6	758 397	24-50	761 301	44-5	762 504	56A-27
757 995	56-24	758 402	88-13	761 519	79-11	762 504	58-27
757 995	57-24	758 402	88-17	761 652	42-14	762 509	86-18
758 001	91-12	758 404	92-38	761 652	44-32	762 531	35-27
758 002	91-13	758 405	92-37	761 653	42-14	762 532	35-29
758 023	91-2	758 416	92-49	761 653	44-32	762 560	26-5
758 024	91-4	758 417	92-36	761 654	42-14	762 561	26-7
758 026	92-7	758 419	92-59	761 654	44-32	762 565	57-6
758 033	56A-30	758 420	57-13	761 655	42-14	762 581	88-15
758 033	58-30	758 443	92-28	761 655	44-32	762 584	80-2
758 052	92-26	758 452	93-2	761 744	80-18	762 585	35-14
758 078	91-2	758 453	93-5	761 814	46A-21	762 586	35-13
758 079	92-29	758 457	35-12	761 834	74-1	762 587	35-15
758 093	30-2	758 493	56A-12	761 903	86-12	762 616	88-15
758 097	44-4	758 494	58-12	761 919	80A-20	762 617	88A-4
758 111	56-4	758 496	49-5	761 920	80A-21	762 617	88B-4
758 170	88A-6	758 530	88A-2	761 975	28-47	762 618	88B-25
758 170	88B-6	758 530	88B-1	761 978	24-47	762 676	74-1
758 175	88A-5	758 531	88A-3	761 996	28-47	762 669	46A-24
758 175	88B-5	758 531	88B-3	762 003	88-5	762 676	74-1
758 181	90-8	758 532	88A-31	762 006	88A-29	763 003	14-4
758 181	92-13	758 533	88A-32	762 006	88B-24	763 003	15-73
758 188	90-2	758 533	88B-10	762 023	80-23	763 003	36-26
758 204	56-20	758 534	62-17a	762 024	80-25	763 003	44-12
758 204	57-20	758 534	64-17a	762 039	80A-13	763 008	92-12
758 205	56A-19	758 563	49-5	762 084	27-44	763 019	93-4
758 205	58-19	758 690	46A-2	762 211	56A-28	763 061	74-1
758 215	88A-28	758 691	46A-16	762 211	58-28	763 215	26-3
758 215	88B-23	759 495	48-75	762 245	90-14	763 221	92-22
758 219	56-13	760 296	Misc.	762 245	91-1	763 222	92-21
758 224	86-7	760 899	92-8	762 245	92-1	763 223	92-25
758 225	86-9	760 909	Misc	762 251	92-3	763 225	92-20
758 280	56-35	761 052	Misc	762 252	92-5	763 226	90-5
758 280	57-35	761 138	74-2a	762 266	72-8	763 270	92-23

Reissued: May 27, 1999

FOR INSTRUCTIONAL USE ONLY
PIPER AIRCRAFT
PA-32R-301/301T
AIRPLANE PARTS CATALOG

Part Number	Figure and Index No.	Part Number	Figure and Index No.	Part Number	Figure and Index No.	Part Number	Figure and Index No.
763 271	92-24						
763 310	80-22						
763 312	80-1						
763 418	92-57						
763 418	101-50						
763 427	45-31						
763 428	57-17						
763 450	35-1						
763 451	35-2						
763 476	48-76						
763 706	45-32						
763 728	58-9						
763 748	65-21						
763 751	29-2						
763 752	29-5						
763 961	Misc						
763 968	Misc						
763 969	Misc						
764 041	Misc						
764 043	Misc						
764 046	Misc						
764 047	Misc						
764 108	Misc						
764 109	Misc						
764 401	89-11						
764 401	92-63						
764 401	92A-20						
764 409	Misc						
764 501	49-32						
764 533	46A-27						
764 534	46A-7						
765 496	46A-19						
765 500	46A-8						
765 551	46A-1						

FOR INSTRUCTIONAL USE ONLY
PIPER AIRCRAFT
PA-32R-301/301T
AIRPLANE PARTS CATALOG

GRIDS 2K13 THRU 2L24 INTENTIONALLY LEFT BLANK