

AIRPLANE PARTS CATALOG

MALIBU

PA-46-310P

**(S/N 46-8408001 thru 46-8608067 and 4608001 thru
4608140)**

MALIBU MIRAGE

PA-46-350P

(S/N 4622001 thru 4622200)

CARD 1 OF 3

PIPER AIRCRAFT CORPORATION

Published by
Technical Publications Group

Piper Aircraft Corporation
2926 Piper Drive
Vero Beach, Florida 32960
U.S.A.



Member of GAMA
General Aviation
Manufacturers Association

PIPER AIRCRAFT PA-46-310P/350P MALIBU AIRPLANE PARTS CATALOG

AEROFICHE EXPLANATION AND REVISION STATUS

The Parts Catalog information in this set of Aerofiche cards is arranged in accordance with general specifications of Aerofiche adopted by the General Aviation Manufacturer's Association.

Conversion of Aerofiche alpha/numeric code numbers:

First number is the Aerofiche card identifier.

Letter is the horizontal line reference per card.

Second number is the vertical line reference per card.

Example: 2J16 = Aerofiche card number two of given set, Grid location J16.

REVISIONS

The information compiled in this Aerofiche Parts Catalog is kept current by revisions distributed periodically. Each revision is a complete Aerofiche card replacement and supersedes Aerofiche cards of the same number in the set.

Revisions to this PA-46-310P/350P Parts Catalog issued July 11, 1983 are as follows:

<u>Effectivity</u>	<u>Publication Date</u>	<u>Aerofiche Card Effectivity</u>
ORG 830711	July 11, 1983	1 and 2
CR 880708	March 17, 1989	1 and 2
PR 891215	December 15, 1989	1 and 2
PR 930314	March 14, 1993	1 and 2
CR 980626	June 26, 1998	1, 2, and 3
PR 050610	June 10, 2005	1 and 3
PR 060910	September 10, 2006	1, 2, and 3

**PIPER AIRCRAFT
PA-46-310P/350P MALIBU
AIRPLANE PARTS CATALOG**

INTRODUCTION

This illustrated Parts Catalog provides simple, positive identification of replacement parts for the Piper Model PA-46-310P/350P Malibu, manufactured by the Piper Aircraft Corporation of Vero Beach, Florida.

NOTE: DO NOT USE THIS CATALOG FOR RIGGING AND INSTALLATION PURPOSES.

1. The catalog is divided into fourteen major sections as follows:
 - a. Section I to XIII inclusive contains all replacement parts for the complete airplane. Each section is subdivided and each division includes an illustration and a parts listing.
 - b. Section XIV is the Miscellaneous Group. This group includes an illustration and parts list for the Placards and Exterior Stencils, a listing of the Optional Equipment Kits, Repair kits and Special Tools, and a listing of Miscellaneous Hardware and Consumables.
2. The following is a brief explanation of the columns in the parts lists: (Refer to EXAMPLE below).
 - a. The FIGURE AND INDEX NUMBER column indicates the illustration figure number and its part index number. EXAMPLE: (2-1), the 2 is the figure number and the 1 is the index number. The figure number appears only at the top of each parts list page.
 - b. The PART NUMBER column contains the identifying number of the replacement part and this number must be shown on all parts orders.
 - c. The CODE column is for the purpose of indicating special uses of the part. An explanation of the letter code used is shown on the grid (page) preceding each parts listing and pertains to that listing only.
 - d. The NOMENCLATURE column indicates the part name. This name must be shown on all parts orders.
 - e. The NO. REQ. (Number Required) column represents the total quantity of parts used per figure when the part is not indented and the quantity of parts used per assembly when the part is indented. The symbol AR listed in this column means As Required.
 - f. The SERIAL NUMBERS AFFECTED column indicates the part application by airplane serial number.

EXAMPLE

Figure and Index Number	Part Number	Code	NOMENCLATURE	No. Req.	SERIAL NUMBERS AFFECTED
2-1	XXXXX-XX		DOOR ASSEMBLY - Baggage compartment	X	
-2	XXXXX-XX		* TUBE ASSEMBLY - Baggage door latch	X	
-3	XXXXX-XX		* * CLEVIS - Door latch tube assembly	X	
-4	XXXXX-XX		* * CLIP - Door latch tube assembly	X	

In the nomenclature column, the next higher assembly relationship of items covered is shown by the degree of indentation of each item and is indicated by an asterisk (*). One asterisk signifies one indentation, two signifies two indentions, etc. The example listing above is interpreted as follows:

If the DOOR ASSEMBLY (not indented) is ordered, it will include the three items indented under the DOOR ASSEMBLY.

If the TUBE ASSEMBLY (indented one space) is ordered, it will include the two items indented under the TUBE ASSEMBLY.

If you want only a CLEVIS or CLIP, you order only that item.

PIPER AIRCRAFT

PA-46-310P/350P MALIBU

AIRPLANE PARTS CATALOG

3. Piper Aircraft will supply all attaching parts to its customers in any quantity. When purchasing the attaching parts such as nuts, bolts, washers, cotter pins, etc. from Piper Aircraft the customer or service center need only order the part(s) needed.
4. All items of Optional Equipment are contained in the parts list in their proper sequence and sections. These items were not marked optional, since they are fully identified by their descriptions.

HOW TO IDENTIFY A PART IF YOU KNOW WHAT IT LOOKS LIKE AND KNOW WHERE IT IS LOCATED

1. Refer to Figure 1 to determine the section number in which the part is used.
2. Refer to the Table of Contents and locate the section. Note the figure numbers that illustrate the various subgroups of this main section. Select the figure title you think might contain the part you wish to identify and proceed to the grid (page) specified. If you don't find the part on this illustration, try another figure in this group.
3. Refer to Figure and Index Number in the parts listing for description of the part.

HOW TO ORDER PARTS

When ordering parts for your Piper airplanes, please observe the following instructions:

1. Place your order with your local distributor or service center.
2. Specify the model and serial number of your airplane.
3. Specify Part Number, Name, Type and Quantity Required.
4. Specify the method of shipment — freight, express, parcel post, air express, air freight or air parcel post. Where the nature of the shipment requires it or when no instructions are given, we reserve the right to ship the most suitable way.
5. Request price and delivery information prior to order placement.

GENERAL INFORMATION

1. Shortages
All orders are checked before leaving our Shipping Department. A packing slip is enclosed with the shipment. Claims for errors or shortages must be made within three days after receipt of orders.
2. Returned Goods
No material should be returned without first securing written permission. Material sent in without notice will be held at the owner's risk for thirty days and will then be disposed of as we see fit.

Transportation charges must be prepaid on returned goods or the shipment will be refused.

3. Transportation Liabilities
The Piper Aircraft Corporation cannot be held liable for damages to parts in transit from the factory. If a shipment is received in a damaged condition, have the delivery man or transportation company make a notation of the damage and file your claim with the carrier. In case of concealed damage, do not attempt to remove the part from the shipping container, or try to repair the damage, call the carrier and have their claim agent inspect the damage before filing your claim with the carrier.

PIPER AIRCRAFT PA-46-310P/350P MALIBU AIRPLANE PARTS CATALOG

MODEL SERIAL NUMBER INFORMATION

The Serial Numbers of the PA-46-310P Malibu aircraft covered by this Parts Catalog are as follows:

46-8408001 thru 46-8408087
46-8508001 thru 46-8508109
46-8608001 thru 46-8608067
4608001 thru 4608140

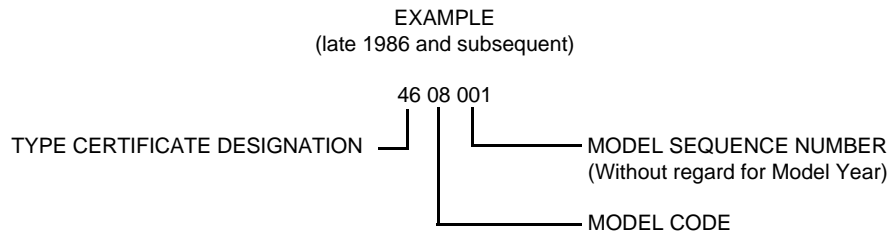
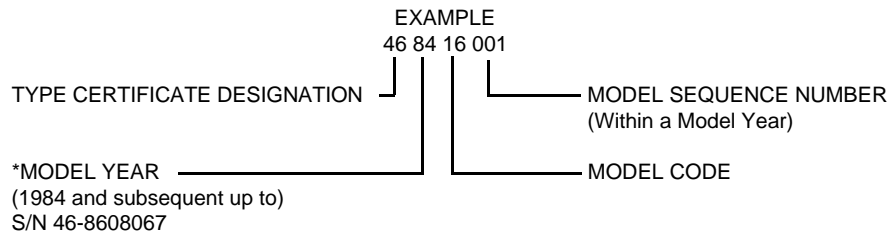
The Serial Numbers of the PA-46-350P Malibu Mirage aircraft covered by this Parts Catalog are as follows:

4622001 and up.

SERIAL NUMBER EXPLANATION

The Serial Number on the Manufacturer's Identification Plate is based on either a 3- or 4-set numbering system. In the 4-set system, the first set defines the Type Certificate Designation, the second set is the Model Year, the third set is the Model Code, while the fourth set is the Model Sequence Number (within a model year).

The 3-set system omits the model year* and begins a new sequence with 4608001. This new sequence continues without renumbering for a new year.



PIPER AIRCRAFT

PA-46-310P/350P MALIBU

AIRPLANE PARTS CATALOG

STANDARD PAINT CHART

	MFG. NO.	PIPER PART NUMBER	
EXTERIOR		QUART	GALLON
POLYURETHANE ENAMEL (Dupont Imron)			
Baja Yellow	H7850U	4175 461	1175 461
Juneau White	H7848U	4175 462	1175 462
Ocala Orange	H7857UM	4175 463	1175 463
Madrid Red	H7851UM	4175 464	1175 464
Bahama Blue	H7853U	4175 465	1175 465
Avocado	H7852U	4175 466	1175 466
Las Vegas Gold	5242U	4176 121	1176 121
Dakota Black	99U	4175 467	1175 467
Denver Brown	H7859U	4176 122	1176 122
Matador Red	H7858U	4175 468	1175 468
Royal Blue	H7856U	4175 469	1175 469
Hickory Brown	H7855U	4175 470	1175 470
Silver	4531U	4176 123	1176 123
Lime Green	H7854U	4175 460	1175 460
Sage Green	K7887U	4176 132	1175 460
Firethorn	K7888UW	4176 133	1176 133
Buckskin	K7890U	4176 135	1176 135
Dark Blue	K7891U	4176 136	1176 136
Platinum Gray	N7819U	4176 126	1176 126
Sandalwood Tan	N7818U	4176 127	1176 127
Dark Claret	K7886U	4176 131	1176 131
Burnished Gold	N8068U	4763 528	1763 528
Light Blue	K8149U	4763 529	1763 529
Dark Saddle	N8070U	4763 530	1763 530
Dark Green	N8071U	4763 531	1763 531
Saffron	K7889UH	4763 532	1763 532
Light Sandalwood	W8275	4763 533	1763 533
Light Platinum	W8274	4763 534	1763 534
Catalyst (Activator)	912S	4179 950	1179 950
Reducer	Y8485S	4179 145	1179 145
Retarder	8100S	4179 599	1179 599
Accelerator	189S	4179 951	
POLYURETHANE PRIMER (Dupont Imron)			
Wash Primer	B9287	4170 766	1179 766
Wash Primer Thinner	K1733	4179 452	1179 452
Acid Thinner	B9289	4179 403	1179 403

**PIPER AIRCRAFT
PA-46-310P/350P MALIBU
AIRPLANE PARTS CATALOG**

THIS PAGE INTENTIONALLY LEFT BLANK

**PIPER AIRCRAFT
PA-46-310P/350P MALIBU
AIRPLANE PARTS CATALOG**

TABLE OF CONTENTS

FIGURE NUMBER	FIGURE TITLE	GRID NUMBER
1	View of Complete Airplane.....	1A13
SECTION I WING GROUP		
2	Inboard Wing Installation.....	1A15
3	Wing to Fuselage Fairing Installation.....	1A21
4	Outboard Wing Installation.....	1B1
5	Aileron Installation.....	1B7
6	Flap Installation.....	1B11
SECTION II FUSELAGE GROUP		
7	Fuselage Assembly - Complete.....	1B15
8	Forward Baggage Compartment Assembly (PA-46-310P).....	1B19
8A	Forward Baggage Compartment Assembly (PA-46-350P).....	1C1
9	Forward Cockpit Assembly.....	1C7
10	Center Cockpit Assembly.....	1C13
11	Aft Cockpit Assembly.....	1C17
12	Rear Fuselage Assembly.....	1C21
13	Floorboard Installation.....	1D1
14	Cabin Entrance Door Installation.....	1D5
15	Upper Cabin Entrance Door Assembly.....	1D9
16	Lower Cabin Entrance Door Assembly.....	1D13
17	Emergency Door Installation.....	1D19
18	Forward Baggage Door Assembly.....	1D23
19	Fuselage Enclosure Installation.....	1E3
SECTION III TAIL SURFACES GROUP		
20	Tail Surfaces Installation.....	1E7
21	Fin Assembly.....	1E11
22	Rudder Assembly.....	1E15
23	Stabilizer Assembly.....	1E19
24	Elevator Assembly.....	1E23
SECTION IV LANDING GEAR GROUP		
25	Nose Gear Installation.....	1F3
25A	Nose Gear Locking Actuator (Gar-Kenyon).....	1F9
25B	Nose Gear Locking Actuator (Parker Hannifin).....	1F13
26	Nose Gear Assembly.....	1F17
27	Nose Wheel Assembly (Cleveland).....	1F21
28	Nose Wheel Assembly (McCauley).....	1G1
29	Main Gear Installation.....	1G5
29A	Main Gear Locking Actuator (Gar-Kenyon).....	1G9
29B	Main Gear Locking Actuator (Parker Hannifin).....	1G13
30	Main Gear Assembly.....	1G17
31	Main Wheel Assembly.....	1G21

**PIPER AIRCRAFT
PA-46-310P/350P MALIBU
AIRPLANE PARTS CATALOG**

TABLE OF CONTENTS

FIGURE NUMBER	FIGURE TITLE	GRID NUMBER
SECTION IV LANDING GEAR GROUP (Cont.)		
32	Brake Assembly	1H1
33	Nose and Main Gear Door Actuation Installation	1H5
33A	Nose Gear Door Actuator (Parker Hannifin)	1H9
34	Brake System Installation	1H13
35	Toe Brake Installation	1H17
SECTION V CABIN EQUIPMENT GROUP		
36	Cockpit Finishing Installation	1H23
37	Side Panel Installation	1I5
37A	Side Panel Installation (PA-46-350P)	1I9
38	Window Frame and Curtain Installation	1I13
39	Sun Visor Installation	1I17
40	Cabin Carpet Installation	1I21
41	Seats' Installation	1J1
42	Front Seat Assembly	1J7
43	Center Seat Assembly	1J13
43A	Aft Bench Seat Assembly	1J17
43B	Relief Tube Installation	1J21
SECTION VI INSTRUMENTS GROUP		
44	Instrument Panel Installation (PA-46-310P)	1K1
44A	Instrument Panel Installation (PA-46-350P)	1K5
45	Vacuum System Installation (Attitude Gyro, Directional Gyro and Stand-by Dry Air Pump)	1K9
46	Vacuum System Installation (Single Attitude Gyro and Directional Gyro)	1K13
47	Vacuum System Installation (Co-Pilot Attitude Gyro and Directional Gyro)	1K17
48	Pitot Static System Installation	1K21
SECTION VII POWER PLANT GROUP		
49	Power Plant Installation (PA-46-310P)	2A15
49A	Power Plant Installation (PA-46-350P)	2A19/2A21
50	Engine Instrument Lines Installation	2B3
51	Engine Baffle Installation (PA-46-310P)	2B7
51A	Engine Baffle Installation (PA-46-350P)	2B11
52	Engine Cowl Installation	2B15
53	Two-Blade Propeller Assembly (Hartzell) (PA-46-310P)	2B19
53A	Two-Blade Propeller Assembly (Hartzell) (PA-46-350P)	2B23
54	Engine Controls Installation (PA-46-310P)	2C3
54A	Engine Controls Installation (PA-46-350P)	2C7/2C9

**PIPER AIRCRAFT
PA-46-310P/350P MALIBU
AIRPLANE PARTS CATALOG**

TABLE OF CONTENTS

FIGURE NUMBER	FIGURE TITLE	GRID NUMBER
SECTION VIII FUEL SYSTEM GROUP		
<u>55</u>	Fuel System Installation (PA-46-310P).....	<u>2C15</u>
<u>55A</u>	Fuel System Installation (PA-46-350P).....	<u>2C19</u>
<u>56</u>	Fuel System Components.....	<u>2C23</u>
SECTION IX CONTROL SYSTEM GROUP		
<u>57</u>	Control Console Installation.....	<u>2D3</u>
<u>58</u>	Quadrant Assembly	<u>2D7</u>
<u>59</u>	Aileron Control Installation.....	<u>2D11</u>
<u>60</u>	Rudder Control Installation.....	<u>2D15</u>
<u>61</u>	Aileron and Rudder Interconnect Installation.....	<u>2D19</u>
<u>62</u>	Elevator Control Installation.....	<u>2D23</u>
<u>63</u>	Elevator Trim Installation.....	<u>2E3</u>
<u>63A</u>	Flap Drive - Electrical Installation.....	<u>2E7</u>
<u>63B</u>	Flap Drive - Electrical Installation (PA-46-310P).....	<u>2E13</u>
<u>63C</u>	Flap Drive - Electrical Installation (PA-46-350P).....	<u>2E17</u>
<u>64</u>	Control Wheel Installation.....	<u>2E21</u>
SECTION X HYDRAULIC SYSTEM GROUP		
<u>65</u>	Forward Hydraulic System Installation (F.S. 79 to F.S. 99.96) (Gar-Kenyon).....	<u>2F1</u>
<u>65A</u>	Landing Gear Selector Valve Assembly (Gar-Kenyon).....	<u>2F5</u>
<u>65B</u>	Timed Check Valve Assembly (Gar-Kenyon).....	<u>2F9</u>
<u>65C</u>	Forward Hydraulic System Installation (Parker-Hannifin).....	<u>2F13</u>
<u>65D</u>	Sequence Valve (Parker-Hannifin).....	<u>2F17</u>
<u>66</u>	Center Hydraulic System Installation (F.S. 99.96 to F.S. 158) (Gar-Kenyon).....	<u>2F21</u>
<u>66A</u>	Center Hydraulic System Installation (Parker-Hannifin).....	<u>2G1</u>
<u>66B</u>	Emergency Release Valve (Parker-Hannifin).....	<u>2G5</u>
<u>67</u>	Aft Hydraulic System Installation (F.S. 158 to F.S. 273) (Gar-Kenyon).....	<u>2G9</u>
<u>67A</u>	Hydraulic Pump Assembly (Gar-Kenyon).....	<u>2G13</u>
<u>67B</u>	Aft Hydraulic System Installation (Parker-Hannifin).....	<u>2G17</u>
<u>67C</u>	Hydraulic Pump Assembly (Parker-Hannifin).....	<u>2G21</u>
<u>68</u>	Flap Drive Installation - Hydraulic.....	<u>2H1</u>
SECTION XI ENVIRONMENTAL GROUP		
<u>69</u>	Cabin Air Systems Installation (PA-46-310P).....	<u>2H5</u>
<u>69A</u>	Cabin Air Systems Installation (PA-46-350P).....	<u>2H9</u>
<u>70</u>	Cabin Pressurization Control System Installation.....	<u>2H13</u>
<u>71</u>	Bleed Air and Conditioning System Installation (PA-46-310P).....	<u>2H17</u>
<u>71A</u>	Bleed Air and Conditioning System Installation (PA-46-350P).....	<u>2H21</u>
<u>72</u>	Bleed and Ram Air Selector Valve Assembly.....	<u>2I3</u>
<u>73</u>	Cabin Temperature Control Valve Assembly (PA-46-310P).....	<u>2I7</u>
<u>73A</u>	Air Modulation Valve Assembly (PA-46-350P).....	<u>2I11</u>
<u>74</u>	Air Conditioning Compressor and Freon Lines Installation.....	<u>2I15</u>
<u>75</u>	Air Conditioning Evaporator and Condensor Installation.....	<u>2I19</u>
<u>76</u>	Pneumatic Deicing System Installation (PA-46-310P).....	<u>2I23/2J1/2J3</u>
<u>76A</u>	Pneumatic Deicing System Installation (PA-46-350P).....	<u>2J9</u>
<u>76B</u>	Oxygen System Installation.....	<u>2J13</u>

**PIPER AIRCRAFT
PA-46-310P/350P MALIBU
AIRPLANE PARTS CATALOG**

TABLE OF CONTENTS

FIGURE NUMBER	FIGURE TITLE	GRID NUMBER
SECTION XII ELECTRICAL SYSTEM GROUP		
77	Forward Electrical System Installation (PA-46-310P).....	3A15
77A	Forward Electrical System Installation (PA-46-350P).....	3A19
77B	Center Electrical System Installation (PA-46-310P).....	3A23
77C	Center Electrical System Installation (PA-46-350P).....	3B3
78	Aft Electrical System Installation (PA-46-310P).....	3B7
78A	Aft Electrical System Installation (PA-46-350P).....	3B11
79	Instrument Panel Electrical Installation (46-8408001 to 46-8408037 incl.).....	3B15
79A	Instrument Panel Electrical Installation (46-8408038 and up).....	3B19
79B	Instrument Panel Electrical Installation (PA-46-350P).....	3B23
80	Circuit Breaker Panel Installation (PA-46-310P).....	3C5
80A	Pilot Circuit Breaker Panel Installation (PA-46-350P).....	3C9
80B	Copilot Circuit Breaker Panel Installation (PA-46-350P).....	3C13
81	Battery Installation.....	3C17
82	External Power Installation.....	3C21
83	Landing Light Installation.....	3D1
84	Navigation and Strobe Lights Installation.....	3D5
85	Propeller Heat System Installation (PA-46-310P).....	3D9
85A	Propeller Heat System Installation (PA-46-350P).....	3D13
85B	Heated Glass Panel Installation (46-8408001 to 46-8408016 incl.).....	3D17
85C	Heated Glass Panel Installation (46-8408017 and up).....	3D21
85D	Alternator Installation (PA-46-310P).....	3E1
SECTION XIII ELECTRONICS GROUP		
86	RCA Weatherscout 1 Radar System Installation (PA-46-310P).....	3E5
86A	RDR 2000 VP Weather Radar Installation (PA-46-350P).....	3E9
86B	King KAP 150/KFC 150 Autopilot/Flight Director Installation.....	3E13
87	Antenna, Static Wicks, and Stereo Installation.....	3E17
88	Piper Automatic Locator (E.L.T.) Installation (Narco Avionics).....	3E21
89	Avionics Cooling Installation.....	3F1
	Radio Installation Drawings.....	3F5
SECTION XIV MISCELLANEOUS GROUP		
90	Placards and Decals Installation.....	3F7
	Optional Equipment Kits and Repair Kits.....	3F13
	Miscellaneous Hardware and Consumables.....	3F17
NUMERICAL INDEX		3F19

**PIPER AIRCRAFT
PA-46-310P/350P MALIBU
AIRPLANE PARTS CATALOG**

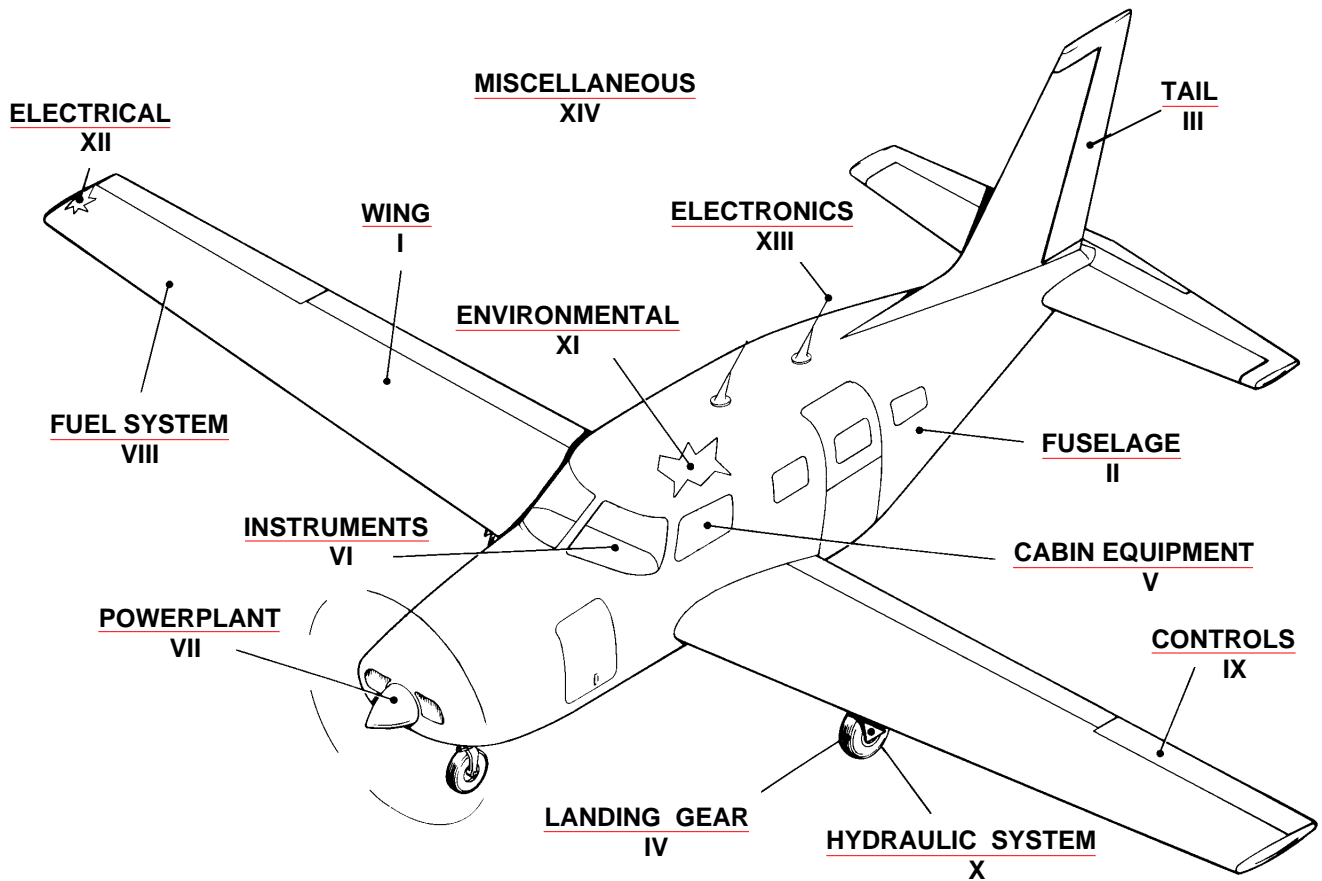


Figure 1. Complete Airplane

**PIPER AIRCRAFT
PA-46-310P/350P MALIBU
AIRPLANE PARTS CATALOG**

THIS PAGE INTENTIONALLY LEFT BLANK

PIPER AIRCRAFT
PA-46-310P/350P MALIBU
AIRPLANE PARTS CATALOG

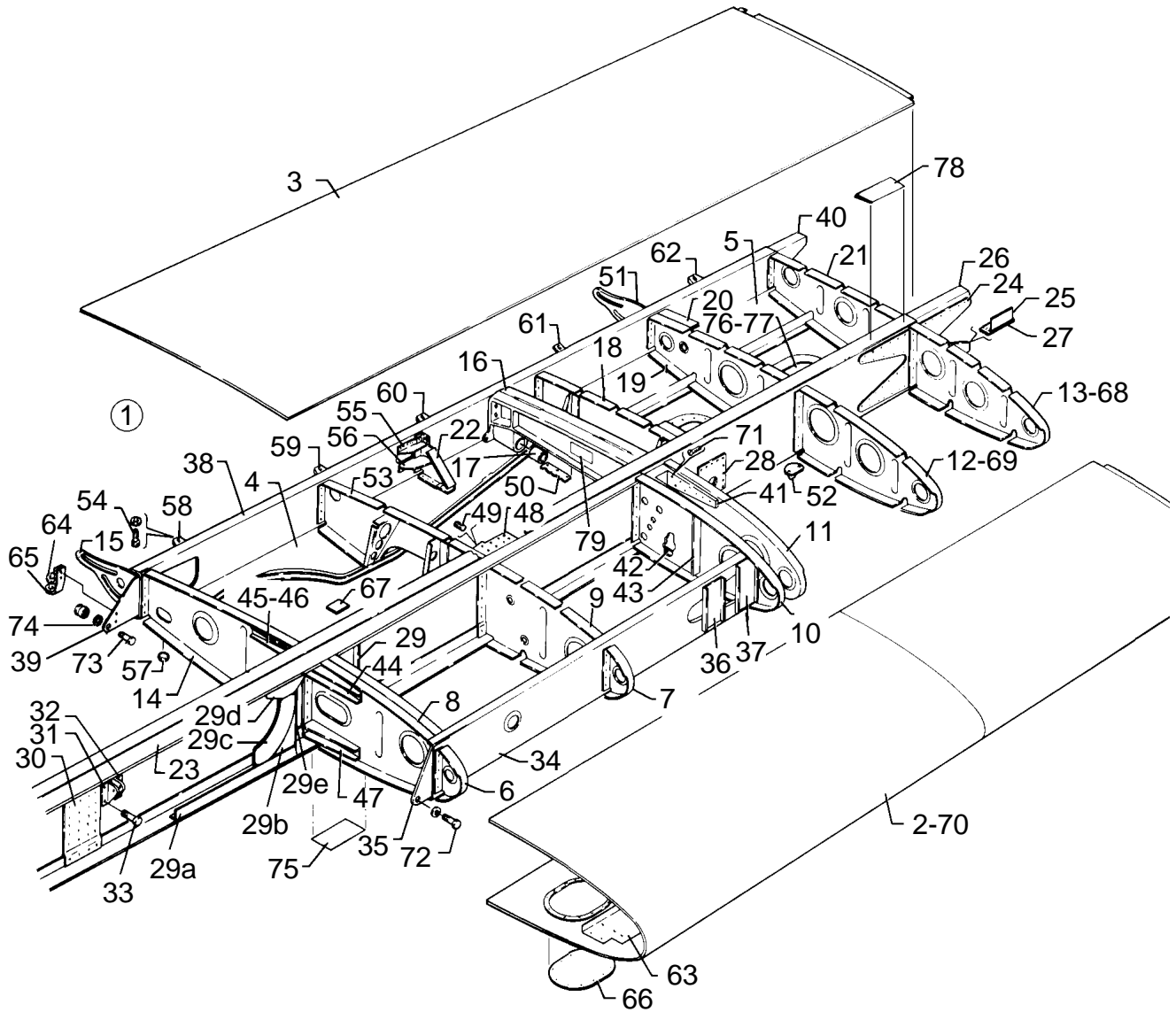


Figure 2. Inboard Wing Installation

Reissued: June 26, 1998

**PIPER AIRCRAFT
PA-46-310P/350P MALIBU
AIRPLANE PARTS CATALOG**

CODE EXPLANATIONS FOR FIGURE 2

- A - This assembly includes brake lines, pitot lines (in left wing only), hydraulic lines, fuel lines, and electrical harness.
- B - See Figure 86 if Radar System is installed.
- C - PA-46-350P only.
- D - Refer to latest revision of Piper Service Bulletin 997.
- E - PA-46-310P only.
- F - Refer to latest revision of Piper Service Letter 1057.
- G - Refer to latest revision of Piper Service Bulletin 949.

**PIPER AIRCRAFT
PA-46-310P/350P MALIBU
AIRPLANE PARTS CATALOG**

Figure and Index Number	Part Number	Code	Nomenclature	No. Req.	Serial Numbers Affected
2-	89635		DRAWING - Wing Installation		
-1	83001-02	A	WING ASSEMBLY - Inboard (Without Radar)	1	
	83001-03	A	WING ASSEMBLY - Inboard (With Radar)	1	
	89640-05	C	WING ASSEMBLY - Inboard	1	
-2	83126-02		* SKIN ASSEMBLY - Forward, left	1	
-3	83127-02	E,F	* SKIN ASSEMBLY - Aft, upper left	1	
	83127-10	C,F	* SKIN ASSEMBLY - Aft, upper left	1	
	83127-03	E,F	* SKIN ASSEMBLY - Aft, upper, right	1	
	83127-11	C,F	* SKIN ASSEMBLY - Aft, upper, right	1	
-4	83128-02		* SKIN ASSEMBLY - Aft, inboard lower, left	1	
	83128-03		* SKIN ASSEMBLY - Aft, inboard lower, right	1	
-5	83131-02	E	* SKIN ASSEMBLY - Aft, outboard lower, left	1	
	83131-08	C	* SKIN ASSEMBLY - Aft, outboard lower, left	1	
	83131-03	E	* SKIN ASSEMBLY - Aft, outboard lower, right	1	
	83131-09	C	* SKIN ASSEMBLY - Aft, outboard lower, right	1	
-6	83064-04		* RIB ASSEMBLY - Nose, W.S. 29.00, left	1	
	83064-05		* RIB ASSEMBLY - Nose, W.S. 29.00, right	1	
-7	83084-02		* RIB - Nose, W.S. 51.542, left	1	
	83084-03		* RIB - Nose, W.S. 51.542, right	1	
-8	83123-02		* RIB ASSEMBLY - Center, W.S. 29.00, left	1	
	83123-03		* RIB ASSEMBLY - Center, W.S. 29.00, right	1	
-9	83298-02		* RIB ASSEMBLY - Center, W.S. 51.542, left	1	
	83298-03		* RIB ASSEMBLY - Center, W.S. 51.542, right	1	
-10	83089-02		* RIB - Canted, inboard, left	1	
	83089-03		* RIB - Canted, inboard, right	1	
-11	83090-02		* RIB - Canted, outboard, left	1	
	83090-03		* RIB - Canted, outboard, right	1	
-12	83112-02		* RIB - Forward, W.S. 93.00, left	1	
-13	83098-02		* RIB - Forward, W.S. 107.50, left	1	
-14	83124-800		* RIB ASSEMBLY - Aft, W.S. 29.00, left	1	
	83124-801		* RIB ASSEMBLY - Aft, W.S. 29.00, right	1	
-15	83557-800		** TRACK - Flap, W.S. 29.063, left	1	
	83557-801		** TRACK - Flap, W.S. 29.063, right	1	
-16	83652-02		* RIB ASSEMBLY - Trunnion, main gear, left	1	
	83652-03		* RIB ASSEMBLY - Trunnion, main gear, right	1	
-17	452 838		** BEARING	2	
-18	83133-02	E	* RIB ASSEMBLY - Closeout, left	1	
	103091-02	C	* RIB ASSEMBLY - Closeout, left	1	
	104306-02		* CLIP - Must be ordered with 83133-02 or 103091-02	1	
	83133-03	E	* RIB ASSEMBLY - Closeout, right	1	
	103091-03	C	* RIB ASSEMBLY - Closeout, right	1	
	104306-03		* CLIP - Must be ordered with 83133-03 or 103091-03	1	
-19	83096-02		* RIB - Aft, W.S. 93.00, left	1	
	83096-03		* RIB - Aft, W.S. 93.00, right	1	
-20	83082-02		* RIB - Aft, W.S. 93.25, left	1	
	83082-03		* RIB - Aft, W.S. 93.25, right	1	
-21	83099-02	E	* RIB - Aft, W.S. 107.50, left	1	
	103117-02	C	* RIB - Aft, W.S. 107.50, left	1	
	83099-03	E	* RIB - Aft, W.S. 107.50, right	1	
	103117-03	C	* RIB - Aft, W.S. 107.50, right	1	
-22	83079-02		* RIB - Partial, left	1	
	83079-03		* RIB - Partial, right	1	
-23	82200-696	E	* SPAR ASSEMBLY - Main	1	
	83002-06	C	* SPAR ASSEMBLY - Main	1	
-24	83243-02		** PLATE - Splice, main spar	2	
-25	83245-02		** ANGLE - Splice, lower spar, left	1	
	83245-03		** ANGLE - Splice, lower spar, right	1	

When ordering, always specify Part Number, Description, and Serial Number of Aircraft

Reissued: September 10, 2006

**PIPER AIRCRAFT
PA-46-310P/350P MALIBU
AIRPLANE PARTS CATALOG**

Figure and Index Number	Part Number	Code	Nomenclature	No. Req.	Serial Numbers Affected
2-26	83214-02		** FITTING - Splice, upper spar, left	1	
	83214-03		** FITTING - Splice, upper spar, right	1	
-27	83244-02		** STRAP - Lower spar splice	1	
-28	83147-02		** DOUBLER	2	
-29	84085-02		** CHANNEL - Support, electric fuel pump, left	1	
	84085-03		** CHANNEL - Support, electric fuel pump, right	1	
-29a	83008-02		ANGLE - Left inboard, fwd.	1	
	83008-03		ANGLE - Right inboard, fwd.	1	
	83063-02		ANGLE - Left inboard, aft	1	
	83063-03		ANGLE - Right inboard, aft	1	
-29b	83010-02		ANGLE - Left inboard fwd.	1	
	83010-03		ANGLE - Right inboard fwd.	1	
	83030-02		ANGLE - Left inboard aft	1	
	83030-03		ANGLE - Right inboard aft	1	
-29c	83013-02		SPACER - Left inboard fwd. & right fwd.	2	
	83047-02		SPACER - Left inboard aft. & right aft.	2	
-29d	83007-02		ANGLE - Left inboard fwd.	1	
	83007-03		ANGLE - Right inboard fwd.	1	
	83062-02		ANGLE - Left inboard aft.	1	
	83062-03		ANGLE - Right inboard aft.	1	
-29e	83029-02		ANGLE - Left inboard aft. & right inboard fwd.	2	
	83029-03		ANGLE - Left inboard fwd. & right inboard aft.	2	
-30	83048-02		** CHANNEL - Spar web splice	2	
-31	82792-03		** BRACKET - Forward seat belt, left seat	2	
	82792-02		** BRACKET - Forward seat belt, right seat	2	
-32	82792-02		** BRACKET - Forward seat belt, left seat	2	
	82792-03		** BRACKET - Forward seat belt, right seat	2	
-33	401 266		** BOLT - (AN3-5A)	16	
	407 564		** WASHER - (AN960-10)	16	
	404 887		** NUT - (MS20365-1032C)	16	
-34	83018-02	E	* SPAR ASSEMBLY - Forward, left	1	
	83018-08	C	* SPAR ASSEMBLY - Forward, left	1	
	83018-03	E	* SPAR ASSEMBLY - Forward, right	1	
	8301809	C	* SPAR ASSEMBLY - Forward, right	1	
-35	83019-02	E	** FITTING - Forward spar, left	1	
	83019-04	C	** FITTING - Forward spar, left	1	
	83019-03	E	** FITTING - Forward spar, right	1	
	83019-05	C	** FITTING - Forward spar, right	1	
-36	83018-06		** CHANNEL - Stiffener	1	
-37	83018-04		* STIFFENER - Zee	1	
-38	83022-800		* SPAR ASSEMBLY - Aft, left	1	
	83022-801		* SPAR ASSEMBLY - Aft, right	1	
-39	83024-02		** FITTING - Aft spar, left	1	
	83024-03		** FITTING - Aft spar, right	1	
-40	83246-02		** CHANNEL - Splice, aft spar, left	1	
	83246-03		** CHANNEL - Splice, aft spar, right	1	
-41	83115-02		* FITTING - Trunnion rib, forward, left	1	
-42	83115-04		* FITTING - Trunnion rib, forward, left	1	
-43	83083-02		* ANGLE - Trunnion	4	
-44	83026-02		* FITTING - Rib	2	
-45	83026-04		* FITTING - Rib, left wing	1	
-46	83026-05		* FITTING - Rib, right wing	1	
-47	83027-02		* FITTING - Rib	4	
-48	83663-04		* FITTING ASSEMBLY - Actuator attachment, right	1	
	83663-05		* FITTING ASSEMBLY - Actuator attachment, left	1	
-49	467 496		** INSERT	1	
-50	83721-02		* HINGE - Main gear door	4	
-51	83558-800		* TRACK - Flap, W.S. 93.000, left	1	
	83558-801		* TRACK - Flap, W.S. 93.000, right	1	

When ordering, always specify Part Number, Description, and Serial Number of Aircraft

PIPER AIRCRAFT

PA-46-310P/350P MALIBU

AIRPLANE PARTS CATALOG

Figure and Index Number	Part Number	Code	Nomenclature	No. Req.	Serial Numbers Affected
2-52	35725-03	D	* PAD - Jack	2	
	100982-02		* RIB ASSEMBLY - Jack point	2	
-53	83125-800	G	* RIB ASSEMBLY - Aft, W.S. 51.542, left	1	
	83125-801	G	* RIB ASSEMBLY - Aft, W.S. 51.542, right	1	
-54	415 544		* SCREW - (MS35206-244)	5	46-8408001 thru 46-8408045
	407 563		* WASHER - (AN960-8)	5	46-8408001 thru 46-8408045
-55	82976-02		* BRACKET - Idler bellcrank, top, left	1	
	82976-03		* BRACKET - Idler bellcrank, top, right	1	
-56	82976-04		* BRACKET - Idler bellcrank, bottom, left	1	
	82976-05		* BRACKET - Idler bellcrank, bottom, right	1	
-57	553 542		* BUTTON - Plug	2	
-58	83904-04		* BRACE ASSEMBLY - W.S. 36.20	2	46-8408001 thru 46-8408045
-59	83903-04		* BRACE ASSEMBLY - W.S. 52.30	2	46-8408001 thru 46-8408045
-60	83901-02		* BRACE - W.S. 68.40	2	46-8408001 thru 46-8408045
-61	83900-02		* BRACE - W.S. 84.50	2	46-8408001 thru 46-8408045
-62	83899-02		* BRACE - W.S. 100.75	2	46-8408001 thru 46-8408045
-63	83320-06		* DOUBLER ASSEMBLY - W.S. 35.40, left	1	
	83320-07		* DOUBLER ASSEMBLY - W.S. 35.40, right	1	
-64	82949-04		BRACKET ASSEMBLY - Left	1	
	82949-05		BRACKET ASSEMBLY - Right	1	
-65	82949-06		BRACKET - Lower, left	1	
	82949-07		BRACKET - Lower, right	1	
-66	83278-02		DOOR - Wing access	4	
-67	63078-34		PAD - Bumper, rubber	1	
-68	83098-03	B	RIB - Forward, W.S. 107.50, right	1	
-69	83112-03	B	RIB - Forward, W.S. 93.00, right	1	
-70	83126-03	B	SKIN ASSEMBLY - Forward, right	1	
-71	414 763		SCREW - (MS24693-S50)	152	
-72	401 504		BOLT - (AN7-10A)	2	
	407 568		WASHER - (AN960-716)	6	
	404 891		NUT - (MS20365-720C)	2	
-73	680 660		PIN - Collar	2	
-74	407 568		WASHER - (AN960-716)	2	
-75	84967-40		DECAL - Fuel sump drain	2	
-76	83058-02		DOOR - Wing access	6	
-77	83058-02	B	DOOR - Wing access, aft, right wing	2	
-78	87483-02	E	SHIM	2	
	87483-07	C	SHIM	2	
-79	87369-50		PLACARD - Service instructions, main gear strut (right and left)	2	

When ordering, always specify Part Number, Description, and Serial Number of Aircraft

Reissued: September 10, 2006

**PIPER AIRCRAFT
PA-46-310P/350P MALIBU
AIRPLANE PARTS CATALOG**

THIS PAGE INTENTIONALLY LEFT BLANK

PIPER AIRCRAFT
PA-46-310P/350P MALIBU
AIRPLANE PARTS CATALOG

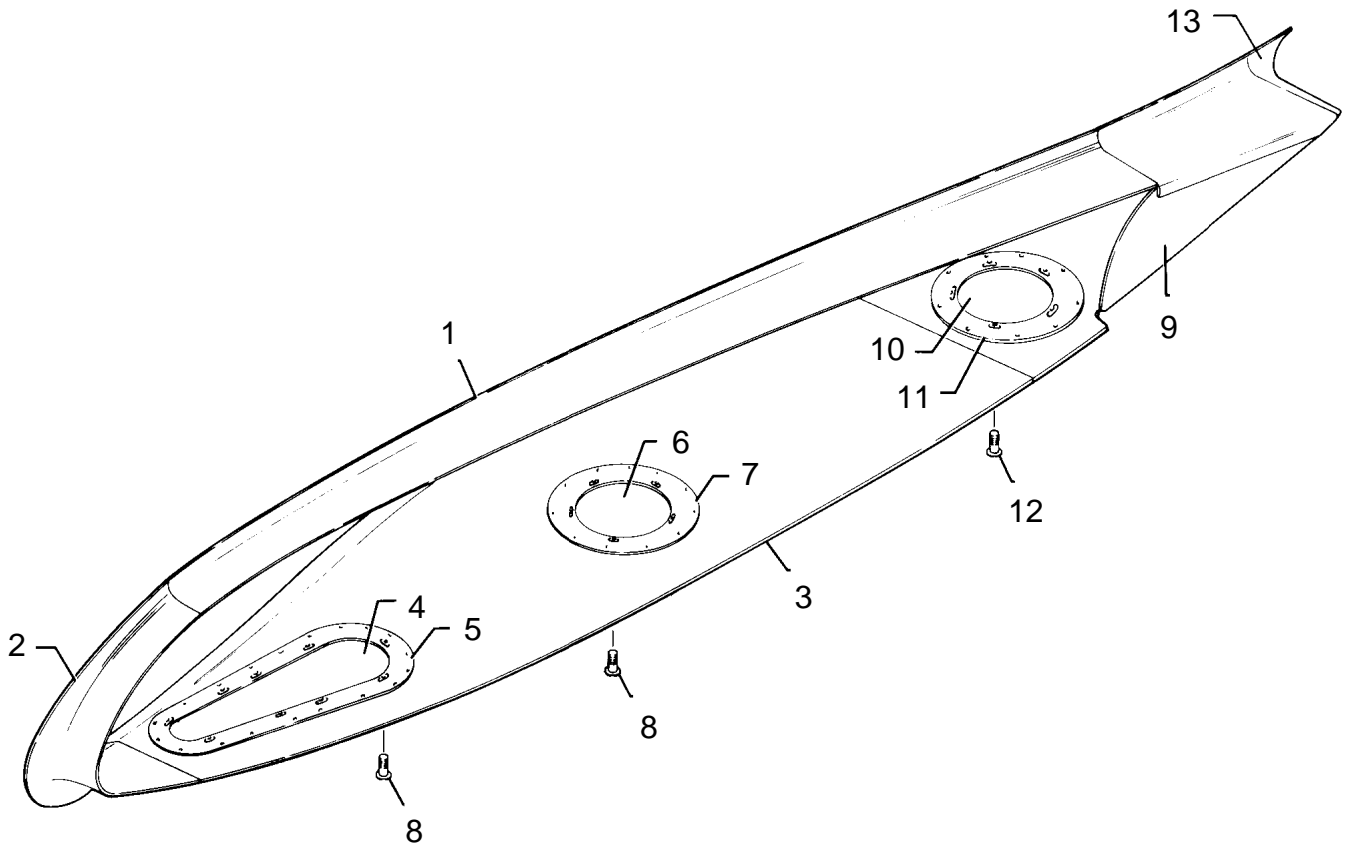


Figure 3. Wing to Fuselage Fairing Installation

Reissued: June 26, 1998

**PIPER AIRCRAFT
PA-46-310P/350P MALIBU
AIRPLANE PARTS CATALOG**

CODE EXPLANATIONS FOR FIGURE 3

**PIPER AIRCRAFT
PA-46-310P/350P MALIBU
AIRPLANE PARTS CATALOG**

Figure and Index Number	Part Number	Code	Nomenclature	No. Req.	Serial Numbers Affected
<u>3-</u>	<u>84660</u>		DRAWING - Wing to Fuselage Fairing Installation		
<u>-1</u>	<u>84697-02</u>		FAIRING - Upper, wing to fuselage, left	1	
	<u>84697-03</u>		FAIRING - Upper, wing to fuselage, right	1	
<u>-2</u>	<u>84698-02</u>		FAIRING - Leading edge, wing to fuselage, left	1	
	<u>84698-03</u>		FAIRING - Leading edge, wing to fuselage, right	1	
<u>-3</u>	<u>84666-02</u>		FAIRING ASSEMBLY - Bottom, wing to fuselage, left	1	
	<u>84666-03</u>		FAIRING ASSEMBLY - Bottom, wing to fuselage, right	1	
<u>-4</u>	<u>84665-04</u>		* COVER - Fairing	1	
<u>-5</u>	<u>84665-02</u>		* DOUBLER ASSEMBLY - Fairing	1	
<u>-6</u>	<u>84667-04</u>		* COVER - Fairing	1	
<u>-7</u>	<u>84667-02</u>		* DOUBLER ASSEMBLY - Fairing	1	
<u>-8</u>	<u>414 761</u>		* SCREW - (MS24693-S48)	14	
<u>-9</u>	<u>84673-02</u>		FAIRING ASSEMBLY - Trailing edge, left	1	
	<u>84673-03</u>		FAIRING ASSEMBLY - Trailing edge, right	1	
<u>-10</u>	<u>84667-04</u>		* COVER - Fairing	1	
<u>-11</u>	<u>84667-02</u>		* DOUBLER ASSEMBLY - Fairing	1	
<u>-12</u>	<u>414 761</u>		* SCREW - (MS24693-S48)	5	
<u>-13</u>	<u>84664-02</u>		* FAIRING - Trailing edge tip, left	1	
	<u>84664-03</u>		* FAIRING - Trailing edge tip, right	1	

When ordering, always specify Part Number, Description, and Serial Number of Aircraft

Reissued: June 26, 1998

**PIPER AIRCRAFT
PA-46-310P/350P MALIBU
AIRPLANE PARTS CATALOG**

THIS PAGE INTENTIONALLY LEFT BLANK

PIPER AIRCRAFT
PA-46-310P/350P MALIBU
AIRPLANE PARTS CATALOG

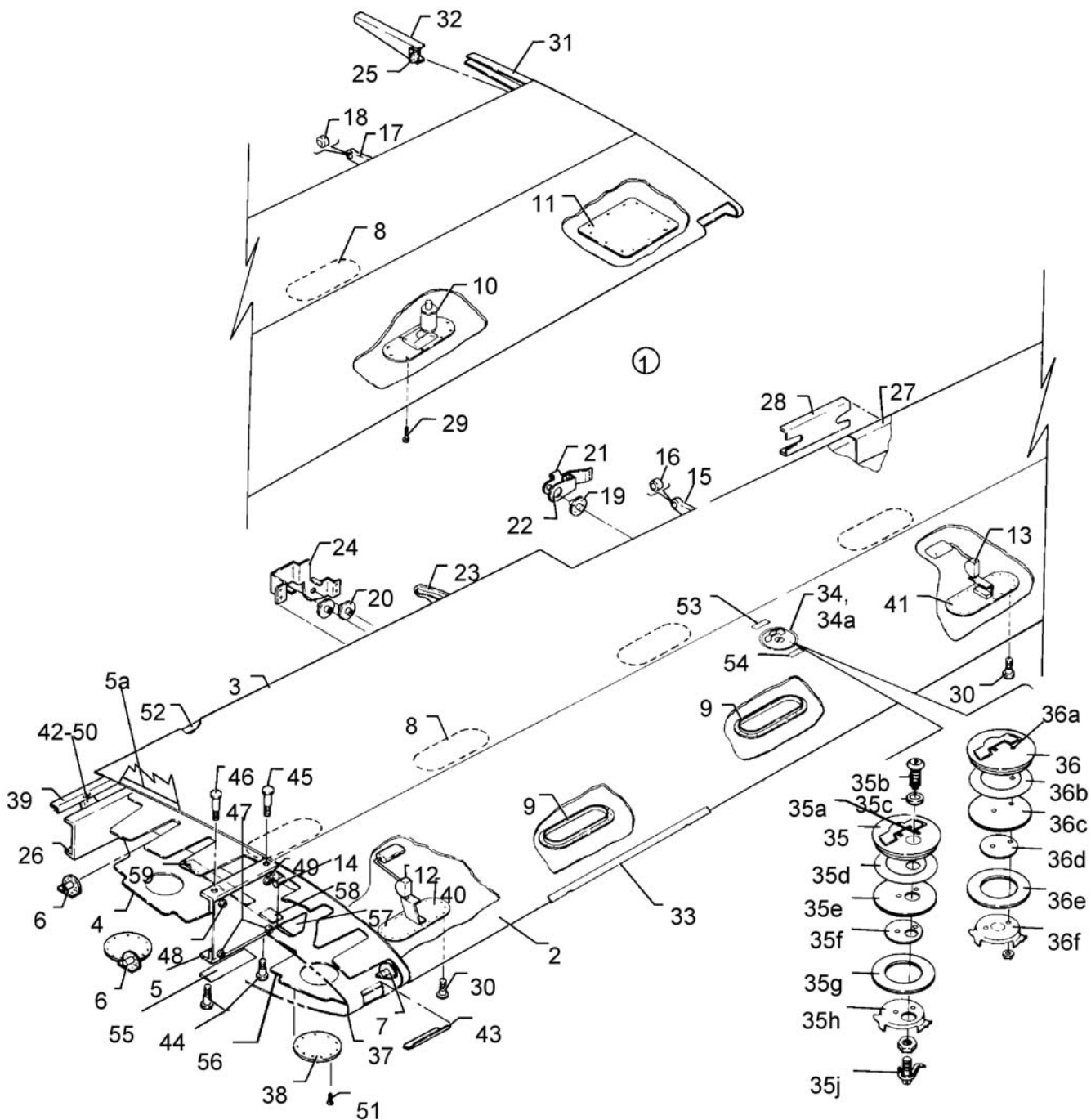


Figure 4. Outboard Wing Installation

**PIPER AIRCRAFT
PA-46-310P/350P MALIBU
AIRPLANE PARTS CATALOG**

CODE EXPLANATIONS FOR FIGURE 4

- A - This assembly includes electrical harness
- B - This assembly includes ribs, stringers, spacers retainers, fuel filler neck, inserts, straps, and wing tip stiffener.
- C - This assembly includes ribs, stringers, straps and stiffeners.
- D - This assembly includes retainers, stringers, straps, spacers, wing tip stiffeners, and inserts.
- E - Kit includes (2) cap assemblies with matching locks.
- F - See Figure 76 if Pneumatic Deice System is installed.
- G - PA-46-350P only.
- H - 83216-02 not available, order 83216-800.
- J - 83216-03 not available, order 83216-801.
- K - 83215-02 not available, order 83215-800.
- L - 83215-03 not available, order 83215-801.
- M - Single locking fuel cap with non-matching lock.
- Y - Cold-bonded part.
- Z - PA-46-310P only.

PIPER AIRCRAFT

PA-46-310P/350P MALIBU

AIRPLANE PARTS CATALOG

Figure and Index Number	Part Number	Code	Nomenclature	No. Req.	Serial Numbers Affected
4-	83000 84315		DRAWING - Outboard Wing Installation DRAWING - Fuel Quantity Sender Installation		
-1	83189-02	A	WING ASSEMBLY - Outboard, left	1	
	83189-20	G	WING ASSEMBLY - Outboard, left (hybrid wing)	1	
	83189-03	A	WING ASSEMBLY - Outboard, right	1	
	83189-21	G	WING ASSEMBLY - Outboard, right (hybrid wing)	1	
-2	-----		Deleted		
-3	-----		Deleted		
-4	-----		Deleted		
-5	83183-800		* SPAR ASSEMBLY - Main, outboard, left	1	
	83183-801		* SPAR ASSEMBLY - Main, outboard, right	1	
-5a	83216-02	H,Y	* RIB - Aft, WS 116.00, left	1	
	102873-12	G	* RIB - Aft, WS 116.00, left (hybrid wing)	1	
	83216-03	J,Y	* RIB - Aft, WS 116.00, right	1	
	102873-13	G*	* RIB - Aft, WS 116.00, right (hybrid wing)	1	
	83215-02	K,Y	* RIB - Nose, WS 116.00, left	1	
	83215-03	L,Y	* RIB - Nose, WS 116.00, right	1	
-6	84026-02		* OUTLET ASSEMBLY - Fuel tank	2	
-7	84026-05		* OUTLET ASSEMBLY - Fuel tank	1	
-8	83198-02	Z	* COVER ASSEMBLY - Access	5	
	83198-07	G	* COVER ASSEMBLY - Access	5	
-9	83197-02		* COVER ASSEMBLY - Access	2	
-10	84064-02		* VENT ASSEMBLY - Main fuel tank	1	
-11	83253-02		* DOOR - Access, strobe light powerpack	1	
-12	686 212		* SENDER ASSEMBLY - Fuel, inboard, left (84536-10)	1	
	686 211		* SENDER ASSEMBLY - Fuel, inboard, right (84536-09)	1	
-13	686 209		* SENDER ASSEMBLY - Fuel, outboard, left (104336-03)	1	
	686-210		* SENDER ASSEMBLY - Fuel, outboard, right (104337-03)	1	
	686 210				
-14	84030-02		* OUTLET ASSEMBLY - Vent, main tank, left	1	
	84030-03		* OUTLET ASSEMBLY - Vent, main tank, right	1	
-15	83203-02		* HINGE ASSEMBLY - Aileron, inboard, left	1	
	83203-03		* HINGE ASSEMBLY - Aileron, inboard, right	1	
-16	452 745		** BEARING	1	
-17	83204-02		* HINGE ASSEMBLY - Aileron, outboard, left	1	
	83204-03		* HINGE ASSEMBLY - Aileron, outboard, right	1	
-18	452 745		** BEARING	1	
-19	82956-02		* CUP ASSEMBLY - Aileron drive	1	
-20	82959-02		* CUP ASSEMBLY - Idler pulley, aileron	2	
-21	82866-02		* BRACE AND CONTROL STOP - Aileron drive, left	1	
	82866-03		* BRACE AND CONTROL STOP - Aileron drive, right	1	
-22	82866-06		* SUPPORT - Brace and control, left	1	
	82866-07		* SUPPORT - Brace and control, right	1	
-23	83559-02		* TRACK ASSEMBLY - Flap, left	1	
	83559-03		* TRACK ASSEMBLY - Flap, right	1	
-24	82948-02		* HAT ASSEMBLY - Aileron cable system, left	1	
	82948-03		* HAT ASSEMBLY - Aileron cable system, right	1	
-25	83258-02		* CLIP - Outboard wing	1	
-26	83201-02		* SPAR - Aft, left	1	
	83201-03		* SPAR - Aft, right	1	
-27	83201-04		* SPAR - Aft, left	1	
	83201-05		* SPAR - Aft, right	1	
-28	83201-06	Z	* SPLICE - Aft spar, left	1	
	83201-07	Z	* SPLICE - Aft spar, right	1	
	103076-02	G	* SPLICE - Aft spar (hybrid wing)	2	
-29	414 726		* SCREW - (MS24693-C48) (for access door 83253-02)	12	

When ordering, always specify Part Number, Description, and Serial Number of Aircraft

Reissued: September 10, 2006

**PIPER AIRCRAFT
PA-46-310P/350P
AIRPLANE PARTS CATALOG**

Figure and Index Number	Part Number	Code	Nomenclature	No. Req.	Serial Numbers Affected
4-30	414 515		* SCREW - (MS24693-S48)	200	
-31	83248-02		TIP ASSEMBLY - Wing, left	1	
	83248-03		TIP ASSEMBLY - Wing, right	1	
	83248-04	G	TIP ASSEMBLY - Wing, left	1	
	83248-05	G	TIP ASSEMBLY - Wing, right	1	
-32	83254-02		RIBLET - Wing tip, left	1	
	83254-03		RIBLET - Wing tip, right	1	
-33	35802-04	F	STRIP - Stall	1	
-34	39824-800	E	CAP ASSEMBLY KIT - Fuel (with key locks)	1	
-34a	39824-03	M	CAP ASSEMBLY - Fuel, locking (single, with 2 keys)	1	
-35	654 556		CAP ASSEMBLY - Fuel filler, locking, flush	1	
-35a	410 024		* SCREW - (MS24694-C8)	2	
	407 563		* WASHER - (AN960-8)	2	
	404 910		* NUT - (MS20365-832C)	2	
-35b	473 174		* LOCK - Key	1	
-35c	485 048		* RING	1	
-35d	39821-02		* SPRING	1	
-35e	39822-02		* GASKET	1	
-35f	39822-03		* GASKET - (inside)	1	
-35g	66815-00		* GASKET - (outside)	1	
-35h	39820-02		* LOCK	1	
-35j	39855-05		* PAWL ASSEMBLY	1	
-36	654 557		CAP ASSEMBLY - Fuel, non-locking, flush	1	
-36a	410 024		* SCREW - (MS24694-C8)	2	
	407 563		* WASHER - (AN960-8)	2	
	404 910		* NUT - (MS20365-832C)	2	
-36b	66813-00		* SPRING	1	
-36c	66814-00		* GASKET	1	
-36d	66814-02	G	* GASKET - (inside)	1	
-36e	66815-00		* GASKET - (outside)	1	
-36f	66810-02		* LOCK	1	
-37	83240-02		SKIN - W.S. 107.56 to 115.19, left	1	
	83240-03		SKIN - W.S. 107.56 to 115.19, right	1	
-38	83212-02		DOOR - Access	4	
-39	83049-04		STIFFENER ASSEMBLY - Aft wing skin, left	1	
	83049-05		STIFFENER ASSEMBLY - Aft wing skin, right	1	
-40	84536-11		BRACKET ASSEMBLY - Fuel sender, inboard, rt. or left	1	
-41	84537-07		BRACKET ASSEMBLY - Fuel sender, outboard, rt. or left	1	
-42	83898-02		BRACE - W.S. 111.75	2	
-43	83256-02		DOUBLER - Outboard wing, left	1	
-44	680 637		PIN	4	
	556 022		COLLAR	4	
-45	680 674		PIN	2	
	556 122		COLLAR	2	
-46	680 667		PIN	2	
	556 122		COLLAR	2	
-47	680 677		PIN	4	
	556 022		COLLAR	4	
-48	680 669		PIN	2	
	557 336		COLLAR	2	
-49	680 634		PIN	2	
	556 022		COLLAR	2	
-50	415 544		SCREW - (MS35206-244)	2	
	407 563		WASHER - (AN960-8)	2	
-51	414 761		SCREW - (MS24693-S48)	40	
-52	83000-05		STRIP - Teflon	2	
-53	456 682		DECAL - Avgas only	2	
-54	84967-38		DECAL - Attach grounding cable	2	

When ordering, always specify Part Number, Description, and Serial Number of Aircraft

**PIPER AIRCRAFT
PA-46-310P/350P
AIRPLANE PARTS CATALOG**

Figure and Index Number	Part Number	Code	Nomenclature	No. Req.	Serial Numbers Affected
4-55	87483-03	Z	SHIM - (0.032 thick)	AR	
	87483-05	G	SHIM - (0.020 thick)	AR	
	87483-04	Z	SHIM - (0.020 thick)	AR	
	87483-06	G	SHIM - (0.020 thick)	AR	
-56	89643-10	G	TIE DOWN SUPPORT BRACKET ASSEMBLY	2	
	89643-9	G	SPRING	2	
-57	84109-02		FOAM BLOCK - Water displacer	1	
-58	84109-03		FOAM BLOCK - Water displacer	1	
-59	84109-04		FOAM BLOCK - Water displacer	1	
-60	83226-04	G	RIB - W.S. 240.0, left	1	
-61	83226-05	G	RIB - W.S. 240.0, right	1	

When ordering, always specify Part Number, Description, and Serial Number of Aircraft

Reissued: September 10, 2006

**PIPER AIRCRAFT
PA-46-310P/350P MALIBU
AIRPLANE PARTS CATALOG**

THIS PAGE INTENTIONALLY LEFT BLANK

**PIPER AIRCRAFT
PA-46-310P/350P MALIBU
AIRPLANE PARTS CATALOG**

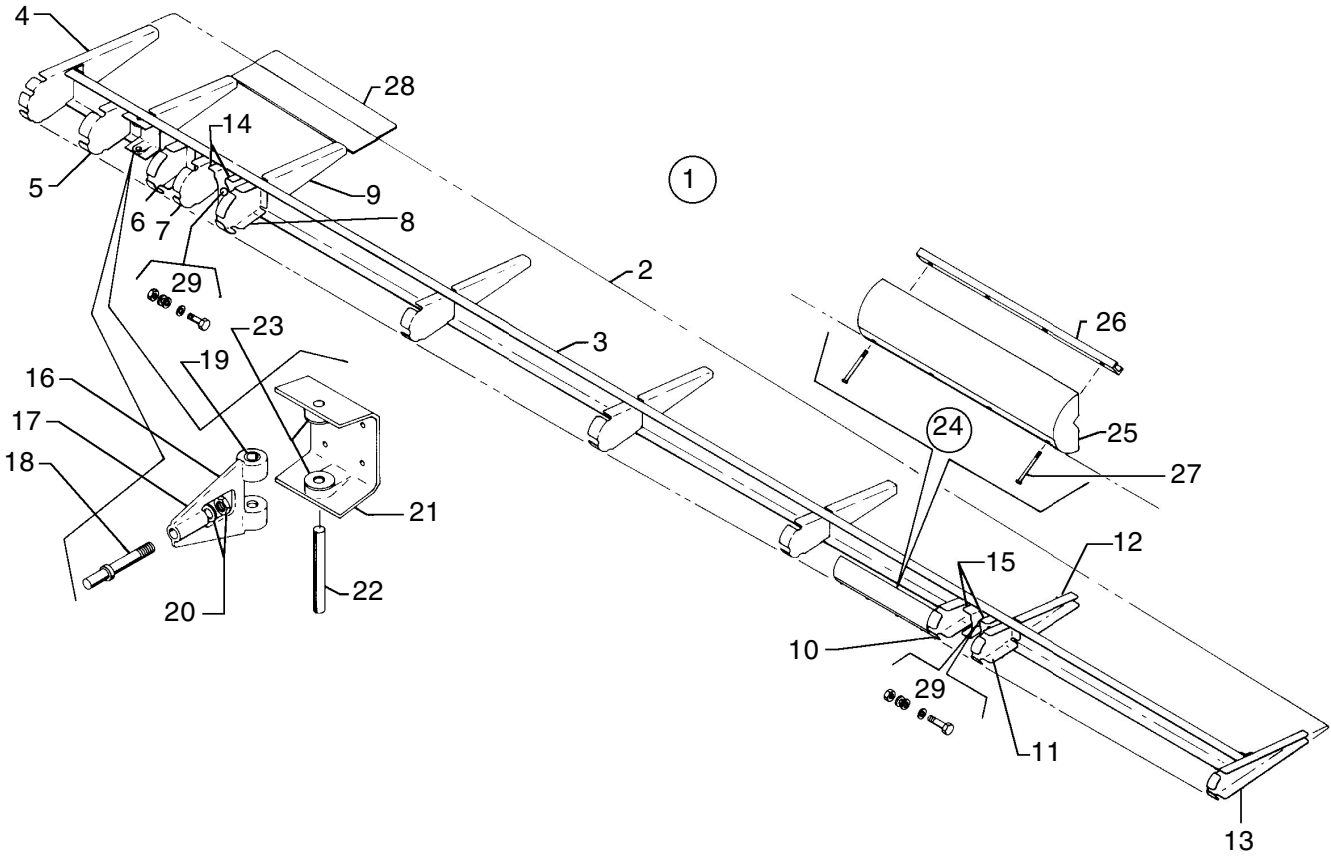


Figure 5. Aileron Installation

Reissued: September 10, 2006

**PIPER AIRCRAFT
PA-46-310P/350P MALIBU
AIRPLANE PARTS CATALOG**

CODE EXPLANATION FOR FIGURE 5

A - See the latest revision of Piper Service Bulletin 921.

**PIPER AIRCRAFT
PA-46-310P/350P MALIBU
AIRPLANE PARTS CATALOG**

Figure and Index Number	Part Number	Code	Nomenclature	No. Req.	Serial Numbers Affected
5-	83160		DRAWING - Aileron Assembly and Installation		
-1	83160-04		AILERON ASSEMBLY - Left	1	
	83160-05		AILERON ASSEMBLY - Right	1	
-2	83168-02		* SKIN - Aileron, left	1	
	83168-03		* SKIN - Aileron, right	1	
-3	83163-02		* SPAR - Aileron	1	
-4	83165-02		* RIB - Aileron, inboard	1	
-5	83158-02		* RIB - Aileron, nose, inboard	1	
-6	83159-02		* RIB - Aileron, nose, inboard	1	
-7	83154-02		* RIB - Aileron, nose, inboard	1	
-8	83166-03		* RIB ASSEMBLY - Aileron, nose, inboard	1	
-9	83174-02		* RIB - Aileron, aft, inboard	1	
-10	83155-02		* RIB - Aileron, nose, outboard	1	
-11	83167-03		* RIB ASSEMBLY - Aileron, nose, outboard	1	
-12	83169-02		* RIB - Aileron, aft, outboard	1	
-13	83164-02		* RIB - Aileron, outboard	1	
-14	83176-02		* BRACKET - Aileron inboard hinge	2	
-15	83177-02		* BRACKET - Aileron outboard hinge	2	
-16	82842-02		* YOKE ASSEMBLY - Aileron drive	1	
-17	82864-02		** YOKE - Aileron drive	1	
-18	82865-02		** PIN - Yoke	1	
-19	452 863		** BEARING	2	
-20	407 585		** WASHER - (AN960-416L)	1	
	404 836		** NUT - (MS20364-428C)	1	
-21	82875-02		* FITTING - Aileron drive	1	
-22	82862-02		* PIN - Aileron yoke hinge	1	
-23	84444-06		* WASHER	2	
	84444-07		* WASHER	2	
-24	83160-06		* WEIGHT ASSEMBLY - Aileron balance, left	1	
	83160-07		* WEIGHT ASSEMBLY - Aileron balance, right	1	
-25	83178-02		** WEIGHT - Aileron balance, left	1	
	83178-03		** WEIGHT - Aileron balance, right	1	
	89369-03	A	** * DOUBLER - Aileron balance weight	2	
-26	83179-02		** CHANNEL - Aileron gang	1	
-27	415 632		** SCREW - Drive (MS35206-332)	2	
-28	83292-02		* TAB - Aileron, right	1	
-29	402 922		BOLT - (NAS464P4A-8)	4	
	407 565		WASHER - (AN960-416)	12	
	404 836		NUT - (MS20364-428C)	4	

When ordering, always specify Part Number, Description, and Serial Number of Aircraft

Reissued: September 10, 2006

**PIPER AIRCRAFT
PA-46-310P/350P MALIBU
AIRPLANE PARTS CATALOG**

THIS PAGE INTENTIONALLY LEFT BLANK

**PIPER AIRCRAFT
PA-46-310P/350P MALIBU
AIRPLANE PARTS CATALOG**

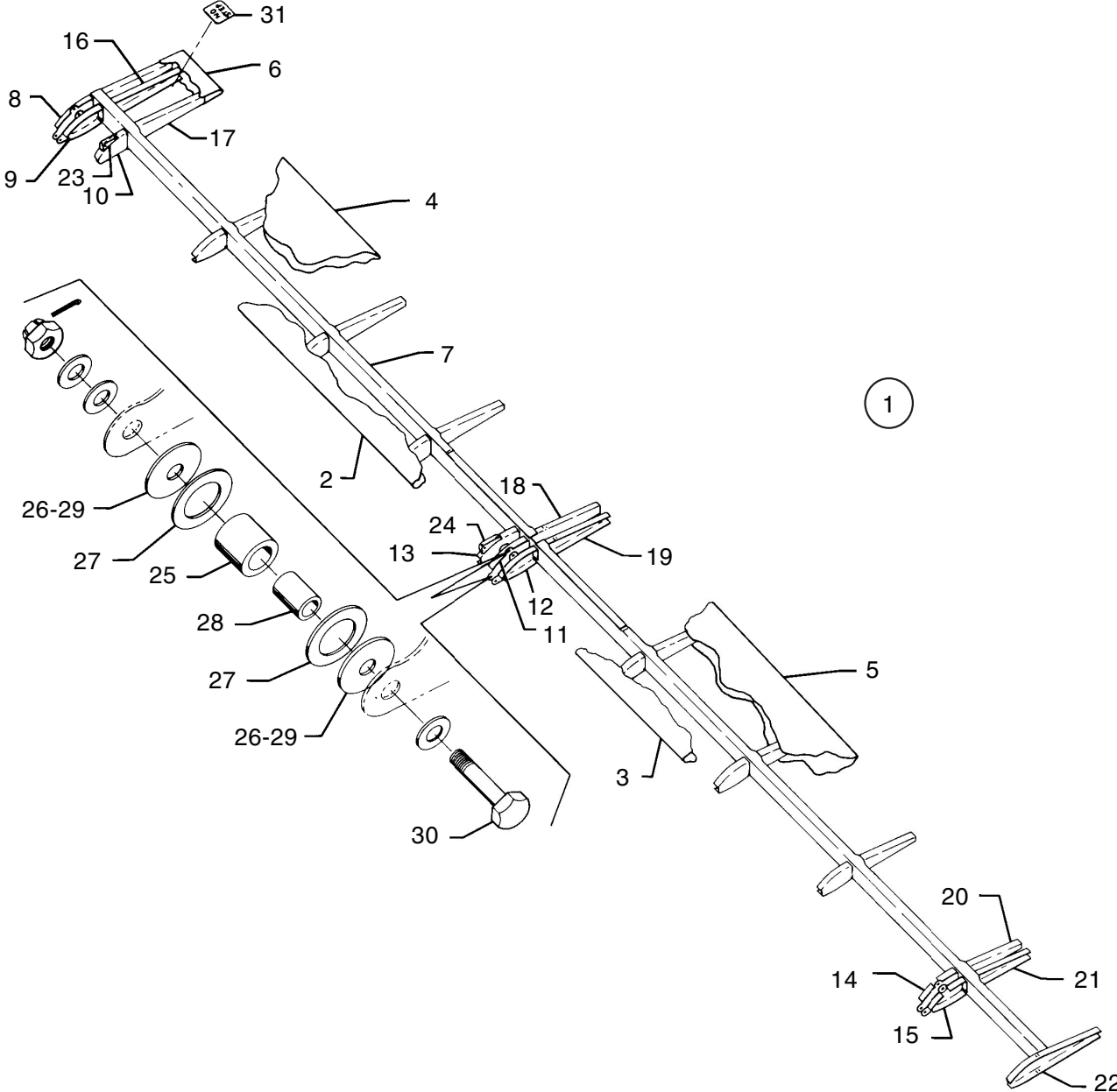


Figure 6. Flap Installation

Reissued: September 10, 2006

**PIPER AIRCRAFT
PA-46-310P/350P MALIBU
AIRPLANE PARTS CATALOG**

CODE EXPLANATIONS FOR FIGURE 6

**PIPER AIRCRAFT
PA-46-310P/350P MALIBU
AIRPLANE PARTS CATALOG**

Figure and Index Number	Part Number	Code	Nomenclature	No. Req.	Serial Numbers Affected
6-	83549		DRAWING - Flap Installation		
-1	83550-02		FLAP ASSEMBLY - Left	1	
	83550-03		FLAP ASSEMBLY - Right	1	
-2	83555-02		* SKIN - Flap, inboard leading edge, left	1	
	83555-03		* SKIN - Flap, inboard leading edge, right	1	
-3	83556-02		* SKIN - Flap, outboard leading edge, left	1	
	83556-03		* SKIN - Flap, outboard leading edge, right	1	
-4	83553-02		* SKIN - Flap, inboard aft	1	
-5	83554-02		* SKIN - Flap, outboard aft	1	
-6	83592-02		* SKIN - Flap, aft canted	1	
-7	83552-02		* SPAR ASSEMBLY - Flap, left	1	
	83552-03		* SPAR ASSEMBLY - Flap, right	1	
-8	83560-02		* RIB ASSEMBLY - Flap, inboard left	1	
	83560-03		* RIB ASSEMBLY - Flap, inboard right	1	
-9	83572-02		* RIB ASSEMBLY - Flap, forward left	1	
	83572-03		* RIB ASSEMBLY - Flap, forward right	1	
-10	83563-02		* RIB ASSEMBLY - Flap, forward inboard, left	1	
	83563-03		* RIB ASSEMBLY - Flap, forward inboard, right	1	
-11	83573-02		* RIB ASSEMBLY - Flap, forward center, left	1	
	83573-03		* RIB ASSEMBLY - Flap, forward center, right	1	
-12	83575-02		* RIB ASSEMBLY - Flap, forward center, left	1	
	83575-03		* RIB ASSEMBLY - Flap, forward center, right	1	
-13	83595-02		* RIB ASSEMBLY - Flap, forward center, left	1	
	83595-03		* RIB ASSEMBLY - Flap, forward center, right	1	
-14	83585-02		* RIB ASSEMBLY - Flap, forward outboard, left	1	
	83585-03		* RIB ASSEMBLY - Flap, forward outboard, right	1	
-15	83587-02		* RIB ASSEMBLY - Flap, forward outboard, left	1	
	83587-03		* RIB ASSEMBLY - Flap, forward outboard, right	1	
-16	83562-02		* RIB - Flap, inboard aft, left	1	
	83562-03		* RIB - Flap, inboard aft, right	1	
-17	83564-02		* RIB - Flap, inboard aft, left	1	
	83564-03		* RIB - Flap, inboard aft, right	1	
-18	83574-02		* RIB - Flap, center aft, left	1	
	83574-03		* RIB - Flap, center aft, right	1	
-19	83576-02		* RIB - Flap, center aft, left	1	
	83576-03		* RIB - Flap, center aft, right	1	
-20	83586-02		* RIB - Flap, outboard aft, left	1	
	83586-03		* RIB - Flap, outboard aft, right	1	
-21	83588-02		* RIB - Flap, outboard aft, left	1	
	83588-03		* RIB - Flap, outboard aft, right	1	
-22	83582-02		* RIB - Flap, outboard, left	1	
	83582-03		* RIB - Flap, outboard, right	1	
-23	83593-02		* BRACKET - Flap inboard drive	1	
-24	83594-02		* BRACKET - Flap outboard drive	1	
-25	83599-02		ROLLER - Flap	12	
-26	83599-03		WASHER	8	
-27	83599-04		WASHER	8	
-28	83599-05		SPACER	12	
-29	407 682		WASHER - (AN960-C10L)	16	
-30	401 269		BOLT - (AN3-10A)	12	
	407 564		WASHER - (AN960-10)	24	
	404 887		NUT - (MS20365-1032C)	12	
-31	87341-04		PLACARD - No step	1	

When ordering, always specify Part Number, Description, and Serial Number of Aircraft

Reissued: September 10, 2006

**PIPER AIRCRAFT
PA-46-310P/350P MALIBU
AIRPLANE PARTS CATALOG**

THIS PAGE INTENTIONALLY LEFT BLANK

PIPER AIRCRAFT
PA-46-310P/350P MALIBU
AIRPLANE PARTS CATALOG

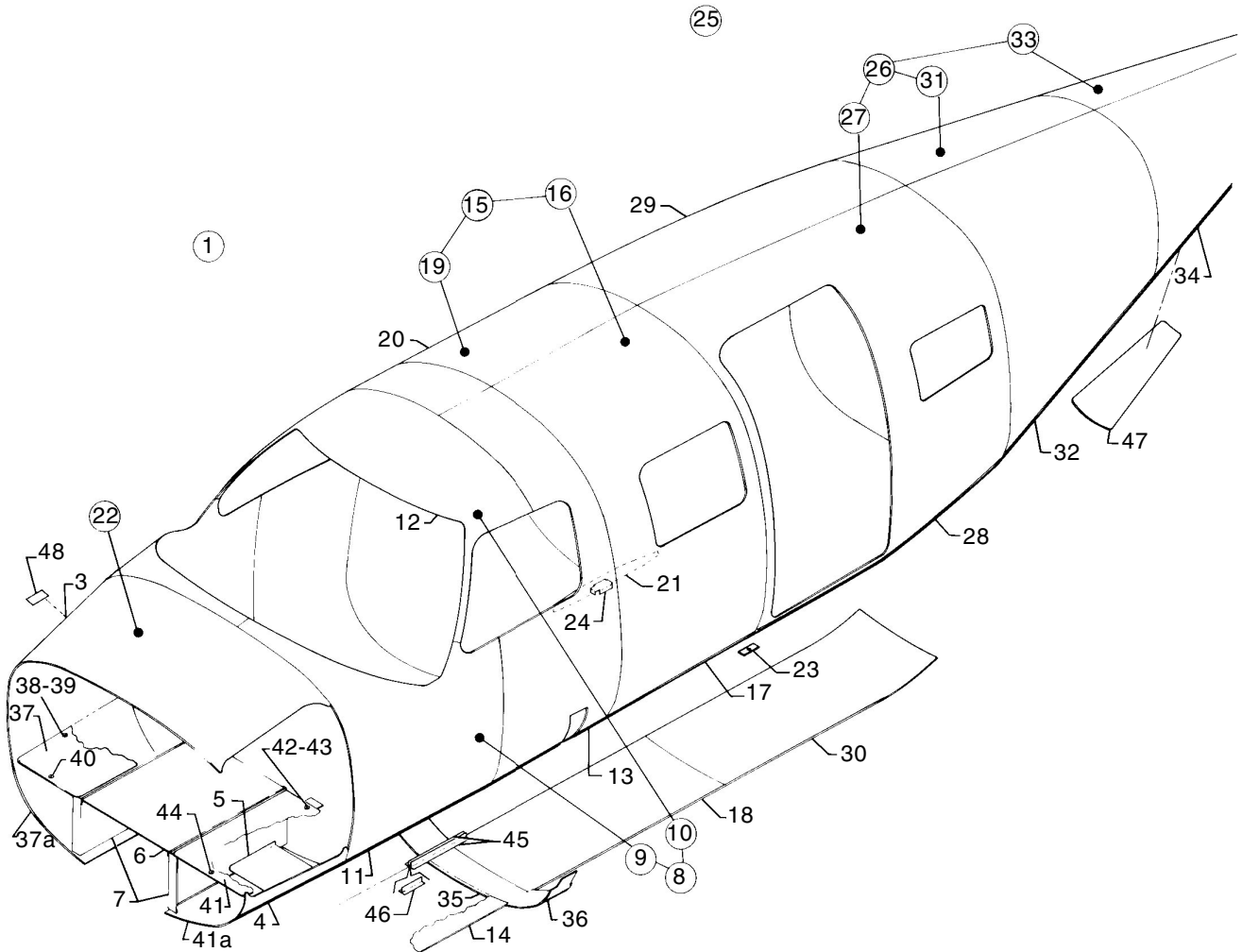


Figure 7. Fuselage Assembly - Complete

Reissued: September 10, 2006

**PIPER AIRCRAFT
PA-46-310P/350P MALIBU
AIRPLANE PARTS CATALOG**

CODE EXPLANATIONS FOR FIGURE 7

- A - See Figure 8 for balance of component parts.
- B - See Figure 9 for balance of component parts.
- C - See Figure 10 for balance of component parts.
- D - See Figure 11 for balance of component parts.
- E - See Figure 12 for balance of component parts.
- F - PA-46-350P only.

PIPER AIRCRAFT

PA-46-310P/350P MALIBU

AIRPLANE PARTS CATALOG

Figure and Index Number	Part Number	Code	Nomenclature	No. Req.	Serial Numbers Affected
7	82250 89600	F	DRAWING - Fuselage Assembly DRAWING - Fuselage Assembly		
-1	82200-652		FORWARD FUSELAGE ASSEMBLY	1	
-2	82200-662	A	* FORWARD BAGGAGE COMPARTMENT	1	
-3	82253-04		** SKIN - Forward fuselage, top	1	
-4	82253-03		** SKIN - Forward fuselage, bottom	1	
-5	84462-02		** SKIN - Battery floor	1	
-6	82575-02		** SKIN - Wheelwell, upper	1	
-7	82529-04 82529-05		** SKIN ASSEMBLY - Wheelwell, side, left ** SKIN ASSEMBLY - Wheelwell, side, right	1 1	
-8	82200-654	B	* FORWARD COCKPIT MATING ASSEMBLY	1	
-9	82200-655	B	** FORWARD COCKPIT STRUCTURE	1	
-10	82450-02 82450-03	B B,F	*** CANOPY ASSEMBLY *** CANOPY ASSEMBLY	RF RF	46-8408001 and up
-11	82277-02 82277-03		*** SKIN ASSEMBLY - Deck, forward, left *** SKIN ASSEMBLY - Deck, forward, right	1 1	
-12	82278-02		*** SKIN ASSEMBLY - Upper cockpit	1	
-13	82317-802 82317-803		*** SKIN ASSEMBLY - Cockpit, aft, left *** SKIN ASSEMBLY - Cockpit, aft, right	1 1	
-14	82318-802		*** SKIN ASSEMBLY - Fuselage bottom	1	
-15	82200-657	C	* CENTER SECTION ASSEMBLY - Left	1	
-16	82200-658	C	** CENTER CABIN ASSEMBLY - Left	1	
-17	82315-800		*** SKIN ASSEMBLY - Center cabin, left	1	
-18	84464-02		*** SKIN - Fuselage bottom, Sta. 150.00 to 187.00	1	
-19	82200-656	C	* CENTER CABIN ASSEMBLY - Right	1	
-20	82316-800		*** SKIN ASSEMBLY - Center cabin, right	1	
-21	82323-02		* GUSSET - Longeron	1	
-22	84967-41		DECAL - Fuel filter drain, push	1	
-23	030060-01		PLACARD - Drain, cabin pressure	3	
-24	82300-02 82300-03		* LONGERON - Fuselage, left * LONGERON - Fuselage, right	1 1	
-25	82200-648	D	FUSELAGE ASSEMBLY	1	
-26	82200-670	D	* AFT FUSELAGE ASSEMBLY	1	
-27	82200-672	D	** AFT CABIN ASSEMBLY	1	
-28	82314-02		*** SKIN ASSEMBLY - Aft cabin, left	1	
-29	82287-02		*** SKIN ASSEMBLY - Aft cabin, right	1	
-30	82360-02		*** SKIN - Fuselage bottom, aft	1	
-31	82200-676	E	** AFT FUSELAGE SECTION	1	
-32	82250-801 82250-804		*** SKIN - Aft fuselage, left *** SKIN - Aft fuselage, right	1 1	
-33	82200-680	E	** TAIL CONE ASSEMBLY	1	
-34	82250-05		*** SKIN - Tail cone	1	
-35	82484-02		SKIN - Closeout	1	
-36	84449-02 84449-03		SKIN - Closeout, side, left SKIN - Closeout, side, right	1 1	
-37	84494-800		SKIN ASSEMBLY - Floor, forward baggage	1	
-37a	89613-03 89613-02	F	FLOORBOARD ASSEMBLY - RH-Fwd. baggage compt. FLOORBOARD - RH-Fwd. baggage compt.	1 1	
-38	587 320 484 482		* SPRING * RETAINER	8 8	
-39	687 580		* STUD	6	
-40	687 579		* STUD	2	
-41	84495-800		SKIN ASSEMBLY - Floor, forward baggage	1	
-41a	89618-02 89618-03	F	FLOORBOARD ASSEMBLY - LH-Fwd. baggage compt. FLOORBOARD - LH-Fwd. baggage compt.	1 1	

When ordering, always specify Part Number, Description, and Serial Number of Aircraft

Reissued: September 10, 2006

**PIPER AIRCRAFT
PA-46-310P/350P MALIBU
AIRPLANE PARTS CATALOG**

Figure and Index Number	Part Number	Code	Nomenclature	No. Req.	Serial Numbers Affected
7-42	587 320		* SPRING	9	
	484 482		* RETAINER	9	
-43	687 580		* STUD	7	
-44	687 579		* STUD	2	
-45	82482-02		ANGLE - Wing closeout	4	
-46	83134-02		TEE - Wing closeout	2	
-47	84214-02		SKIN - Access, right	1	
-47a	520 057		SCREW - Right access skin (MS24693-C49)	23	
	598-395		WASHER - Right access skin	23	
-48	100697-02	F	PLATE - Airplane name	1	

When ordering, always specify Part Number, Description, and Serial Number of Aircraft

Reissued: September 10, 2006

1B18

PIPER AIRCRAFT
PA-46-310P/350P MALIBU
AIRPLANE PARTS CATALOG

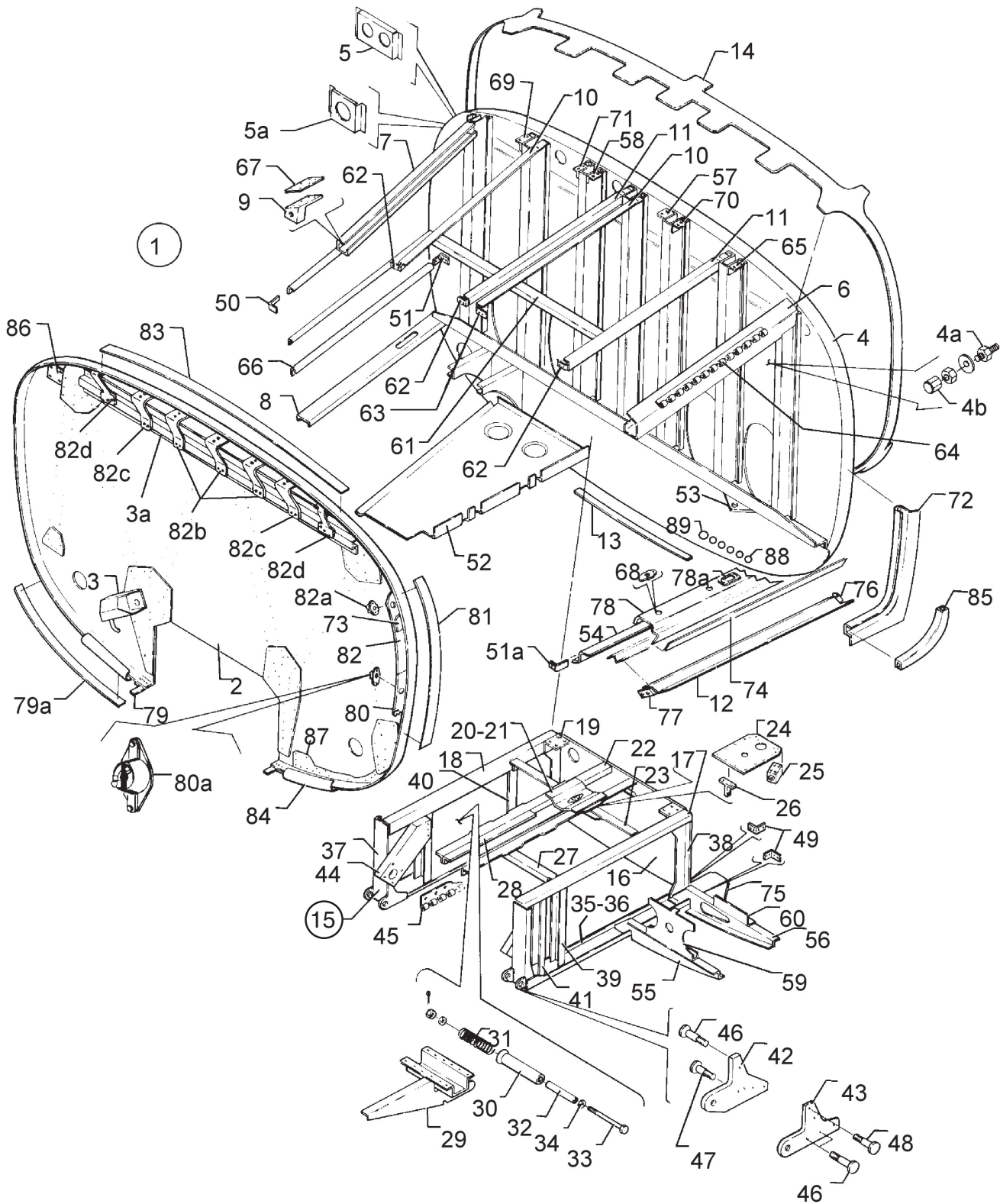


Figure 8. Forward Baggage Compartment Assembly (PA-46-310P)

Reissued: September 10, 2006

**PIPER AIRCRAFT
PA-46-310P/350P MALIBU
AIRPLANE PARTS CATALOG**

CODE EXPLANATIONS FOR FIGURE 8

- A - PA-46-310P only.
- B - PA-46-350P only.
- C - PA-46-310P requires two 84446-02 clips. PA-46-350P requires three 84446-02 clips.
- D - PA-46-310P requires three 84447-02 channels. PA-46-350P requires two 84447-02 channels.
- E - PA-46-310P requires sixteen 484 322 receptacles. PA-46-350P requires ten 484 322 receptacles.
- F - PA-46-310P requires two 406 829 nutplates. PA-46-350P requires four 406 829 nutplates.

PIPER AIRCRAFT PA-46-310P/350P MALIBU AIRPLANE PARTS CATALOG

Figure and Index Number	Part Number	Code	Nomenclature	No. Req.	Serial Numbers Affected
8-1	82253-02		BAGGAGE COMPARTMENT ASSEMBLY - Forward	1	
-2	82489-02		* FIREWALL ASSEMBLY	1	
-3	84062-04		** SHROUD ASSEMBLY	1	
-3a	82613-02		** HAT SECTION - Clip support	1	
-4	82503-800		* PRESSURE BULKHEAD ASSEMBLY - Forward	1	46-8408001 thru 46-8608067 and 4608001 thru 4608007
	82503-803		* PRESSURE BULKHEAD ASSEMBLY - Forward	1	4608008 and up
-4a	491 060		** UNION	1	
	579 161		** O-RING	1	
	407 568		** WASHER - (AN960-716)	2	
	477 618		** NUT - (AN924-4D)	1	
-4b	454 173		** CAP	1	
-5	84636-02		** BRACKET ASSEMBLY - Light dimmer	1	46-8408057 thru 46-8608067 and 4608001 and up
-5a	87544-02		** BRACKET ASSEMBLY - Dimmer, switch lighting	1	46-8408075, 46-8408080, 46-8508027 thru 46-8608067 and 4608001 and up
-6	82522-02		* LONGERON - Upper engine	1	
-7	82568-02		* LONGERON - Upper engine	1	
-8	82564-800	A	* LONGERON ASSEMBLY - Baggage compartment	1	
-9	82525-02		* FITTING - Upper engine, left	1	
	82525-03		* FITTING - Upper engine, right	1	
-10	82607-02		* ANGLE - Upper baggage compartment	2	
-11	82607-03		* ANGLE - Upper baggage compartment	2	
-12	84502-02		* ZEE	1	
-13	82536-02		* STRAP - Pressure bulkhead	1	
-14	82515-02		* STRAP - Pressure bulkhead	1	
-15	82253-803		* WHEELWELL ASSEMBLY - Nose, complete	1	
-16	82530-800		** PANEL - Closeout, pressure bulkhead	1	
-17	82519-02		** CHANNEL - Support, upper wheelwell	1	
-18	82519-03		** CHANNEL - Support, upper wheelwell	1	
-19	82521-02		** CLIP - Outboard tunnel support	2	
-20	82253-802		** WHEELWELL ASSEMBLY - Top	1	
-21	82572-02		*** SUPPORT ASSEMBLY - Nose wheel steering, inner	1	
-22	82573-02		*** CHANNEL - Upper tunnel support, left	1	
	82573-03		*** CHANNEL - Upper tunnel support, right	1	
-23	82574-02		*** CHANNEL - Wheelwell support, aft, left	1	
	82574-03		*** CHANNEL - Wheelwell support, aft, right	1	
-24	82570-02		*** PLATE - Nose wheel steering support	1	
-25	82985-02		*** BLOCK - Forward rudder stop	2	
-26	83307-02		*** CLIP	1	
-27	84298-02		*** CHANNEL - Wheelwell support, forward	1	
-28	83694-14		*** BRACKET - Nose gear final rotation	1	
-29	83694-02		** BRACKET ASSEMBLY - Nose gear final rotation	1	
-30	83695-02		*** ROLLER	1	
-31	587 403		*** SPRING	1	
-32	553 579		*** BUSHING	1	
-33	400 475		*** BOLT - (AN3-51)	1	
	407 564		*** WASHER - (AN960-10)	5	
	407 584		*** WASHER - (AN960-10L)	1	
	404 100		*** NUT - (AN310-3)	1	
	424 051		*** COTTER PIN	1	
-34	494 033		*** WASHER - Nylon	4	
-35	82253-800		** WHEELWELL ASSEMBLY - Left	1	
	82253-801		** WHEELWELL ASSEMBLY - Right	1	
-36	82527-02		*** CHANNEL - Support, lower engine mount, left	1	
	82527-03		*** CHANNEL - Support, lower engine mount, right	1	
-37	82508-04		*** CHANNEL ASSEMBLY - Forward side tunnel, left	1	

When ordering, always specify Part Number, Description, and Serial Number of Aircraft

Reissued: September 10, 2006

**PIPER AIRCRAFT
PA-46-310P/350P MALIBU
AIRPLANE PARTS CATALOG**

Figure and Index Number	Part Number	Code	Nomenclature	No. Req.	Serial Numbers Affected
8-38	82509-02		*** ANGLE - Side support, aft tunnel, left	1	
	82509-03		*** ANGLE - Side support, aft tunnel, right	1	
-39	84345-02	A	*** CHANNEL ASSEMBLY - Tunnel, side, left	1	
	82577-02		*** ANGLE - Tunnel, side, right	1	
-40	82577-02		*** ANGLE - Tunnel, side, left and right	2	
-41	84345-04	A	*** CHANNEL ASSEMBLY - Tunnel, side, left	1	
-42	82487-02		*** FITTING - Engine mount, inboard lower, left and right	2	
-43	82488-02		*** FITTING - Engine mount, outboard lower, left and right	2	
-44	83689-02		*** PLATE - Bearing, nose gear door, left and right	2	
-45	83685-02		*** HINGE HALF - Left	1	
	83685-03		*** HINGE HALF - Right	1	
-46	480 866		*** PIN	4	
	556 021		*** COLLAR	4	
-47	480 826		*** PIN	2	
	556 021		*** COLLAR	2	
-48	480 859		*** PIN	3	
	556 021		*** COLLAR	3	
-49	82492-02		*** CLIP - Baggage compartment, lower	1	
-50	84446-02	C	* CLIP - Skin stiffener	2	
-51	84446-03		* CLIP - Skin stiffener	3	
-51a	82492-02		* CLIP - Baggage compartment, lower	1	
-52	84482-02		* FLOOR ASSEMBLY - Right	1	
-53	84495-04	A	* PLATE ASSEMBLY	1	
-54	84450-02		* ZEE	1	
-55	84459-02		* ZEE - Battery support	1	
-56	84460-02		* ZEE - Battery support	1	
-57	82516-08		* CLIP - Forward pressure bulkhead	1	
-58	82516-09		* CLIP - Forward pressure bulkhead	1	
-59	84354-02		* BRACKET - Battery support	1	
-60	84463-02		* ANGLE - Battery support	1	
-61	82255-02		* CHANNEL - Skin stiffener	2	
-62	82494-02		* CLIP - Upper baggage compartment	3	
-63	82494-03		* CLIP - Upper baggage compartment	1	
-64	82456-03		* HINGE HALF - Baggage door	1	
-65	82516-02		* CLIP - Upper hat section	1	
-66	84447-02	D	* CHANNEL - Stiffener, skin	3	
-67	84676-02		* SHIM - Engine mount, upper right and upper left	2	
-68	484 322	E	* RECEPTACLE	16	
-69	82516-03		* CLIP - Forward pressure bulkhead	1	
-70	82516-06		* CLIP - Forward pressure bulkhead	1	
-71	82516-07		* CLIP - Forward pressure bulkhead	1	
-72	82513-02		* RETAINER - Seal, forward baggage door	1	
-72a	82780-04		* SEAL - Forward baggage door	1	
-73	82253-05		* SHIM - Baggage compartment	1	
-74	82253-06		* SHIM - Baggage compartment	1	
-75	82537-800		* GUSSET - Wheelwell, left	1	
	82537-801		* GUSSET - Wheelwell, right	1	
-76	84503-02		* CLIP	1	
-77	84507-02		* CLIP	1	
-78	82517-02		* LONGERON - Baggage compartment, left	1	
-78a	82789-02		* PLATE - Striker, Baggage door	1	
-79	84689-02		STRIP - Cowl, bottom, left	1	
	84689-03		STRIP - Cowl, bottom, right	1	
-79a	82253-07		WEBBING - Antisqueek	AR	
-80	84690-02		STRIP ASSEMBLY - Cowl attachment, left	1	
	84692-02		STRIP ASSEMBLY - Cowl attachment, right	1	
	406 829	F	* NUT - Anchor floating type two lug self locking	AR	
-80a	484 293		* RECEPTACLE	1	

When ordering, always specify Part Number, Description, and Serial Number of Aircraft

**PIPER AIRCRAFT
PA-46-310P/350P MALIBU
AIRPLANE PARTS CATALOG**

Figure and Index Number	Part Number	Code	Nomenclature	No. Req.	Serial Numbers Affected
8-81	82253-08		WEBBING - Antisqueek	AR	
-82	84693-02		STRIP ASSEMBLY - Cowl attachment, upper	1	
-82a	484 293		* RECEPTACLE	13	
-82b	82257-08		* CLIP	3	
-82c	82257-10		* CLIP	2	
-82d	82257-12		* CLIP	2	
-83	82253-09		WEBBING - Antisqueek	AR	
-84	84696-02		FAIRING - Exhaust outlet, left	1	
	84696-03		FAIRING - Exhaust outlet, right	1	
-85	82780-04		SEAL - Forward baggage door	1	
-86	82250-06	A	COVER	1	
-87	84505-03	A	ANGLE - Firewall back-up	1	
-88	557 131		CONNECTOR - Bulkhead feed-through	5	
-89	557 386		CONNECTOR - Bulkhead feed-through	1	

When ordering, always specify Part Number, Description, and Serial Number of Aircraft

**PIPER AIRCRAFT
PA-46-310P/350P MALIBU
AIRPLANE PARTS CATALOG**

THIS PAGE INTENTIONALLY LEFT BLANK

PIPER AIRCRAFT
PA-46-310P/350P MALIBU
AIRPLANE PARTS CATALOG

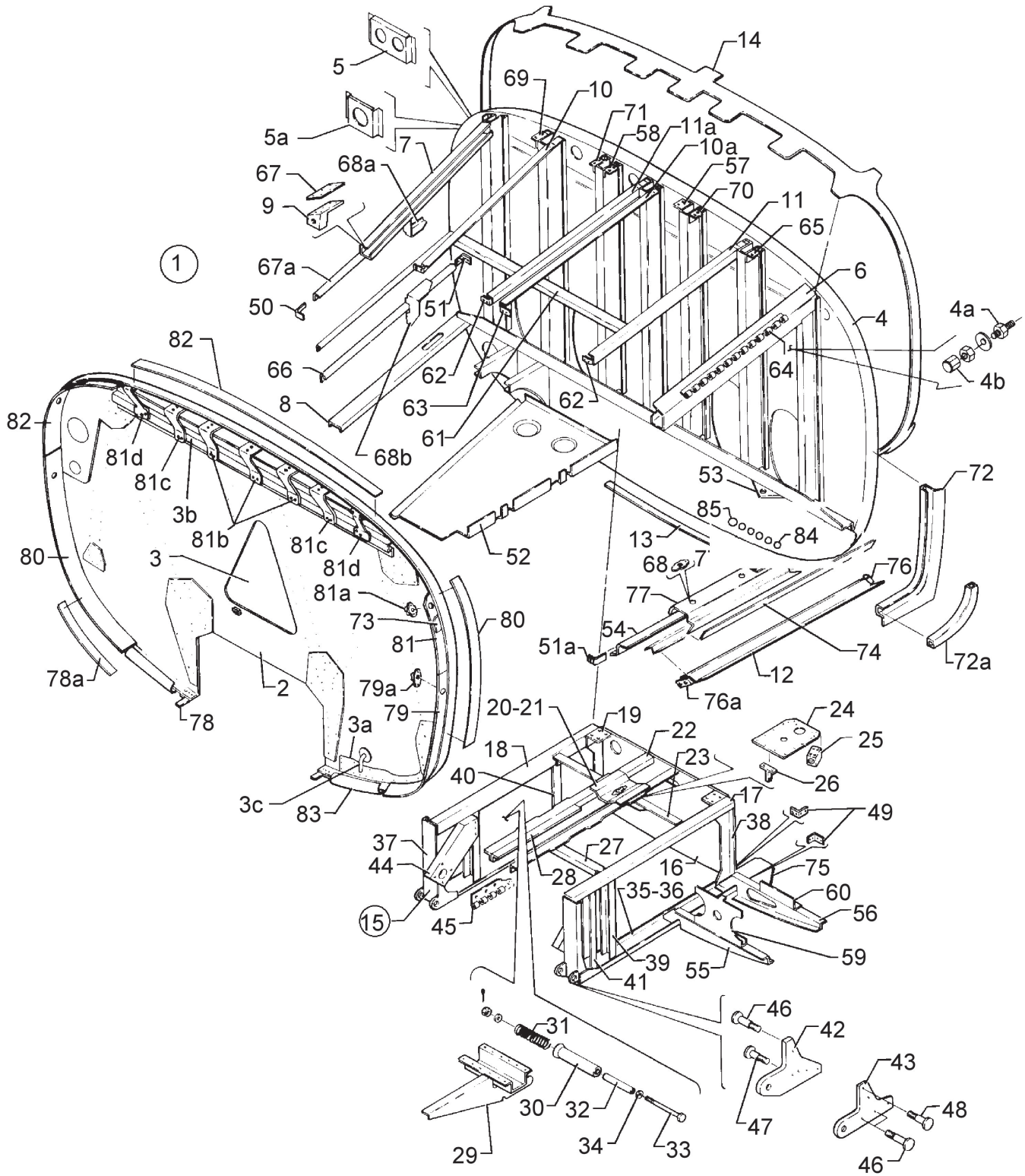


Figure 8A. Forward Baggage Compartment Assembly (PA-46-350P)

Reissued: September 10, 2006

**PIPER AIRCRAFT
PA-46-310P/350P MALIBU
AIRPLANE PARTS CATALOG**

CODE EXPLANATIONS FOR FIGURE 8A.

PIPER AIRCRAFT

PA-46-310P/350P MALIBU

AIRPLANE PARTS CATALOG

Figure and Index Number	Part Number	Code	Nomenclature	No. Req.	Serial Numbers Affected
8A-1	89610-02		FUSELAGE ASSEMBLY - Forward baggage compartment	1	
-2	89605-02		* FIREWALL ASSEMBLY	1	
-3	89601-02		** GASKET - Cover seal	1	
	89603-02		** COVER PLATE	1	
-3a	84505-03		** ANGLE - Firewall back-up	1	
-3b	82613-02		** HAT SECTION - Clip support	1	
-3c	84356-02		** TUBE ASSEMBLY - Battery sump overflow	1	
-4	82503-804		* PRESSURE BULKHEAD ASSEMBLY - Forward	1	
-4a	491 060		** UNION	1	
	579 161		** O-RING	1	
	407 568		** WASHER - (AN960-716)	2	
	477 618		** NUT - (AN924-4D)	1	
-4b	454 173		** CAP - (AN929-40)	1	
-5	84636-02		** BRACKET ASSEMBLY - Light dimmer	1	
-5a	87544-02		** BRACKET ASSEMBLY - Dimmer, switch lighting	1	
-6	82522-02		* LONGERON - Upper engine	1	
-7	82568-02		* LONGERON - Upper engine	1	
-8	89169-02		* LONGERON ASSEMBLY - R.H. - W.L. 55.460	1	
-9	82525-02		* FITTING - Upper engine left	1	
	82525-03		* FITTING - Upper engine right	1	
-10	82607-02		* ANGLE - Upper baggage compartment	2	
-11	82607-03		* ANGLE - Upper baggage compartment	2	
-12	84502-02		* ZEE	1	
-13	82536-02		* STRAP - Pressure bulkhead	1	
-14	82515-02		* STRAP - Pressure bulkhead	1	
-15	82253-803		* WHEEL WELL ASSEMBLY - Nose, complete	1	
-16	82530-800		** PANEL - Closeout, pressure bulkhead	1	
-17	82519-02		** CHANNEL - Support, upper wheel well	1	
-18	82519-03		** CHANNEL - Support, upper wheel well	1	
-19	82521-02		** CLIP - Outboard tunnel support	2	
-20	82253-802		** WHEEL WELL ASSEMBLY - Top	1	
-21	82572-02		*** SUPPORT ASSEMBLY - Nose wheel steering, inner	1	
-22	82573-02		*** CHANNEL - Upper tunnel support, left	1	
	82573-03		*** CHANNEL - Upper tunnel support, right	1	
-23	82574-02		*** CHANNEL - Wheel well support, aft, left	1	
	82574-03		*** CHANNEL - Wheel well support, aft, right	1	
-24	82570-02		*** PLATE - Nose wheel steering support	1	
-25	82985-03		*** BLOCK - Forward rudder stop	2	
-26	83307-02		*** CLIP	1	
-27	84298-02		*** CHANNEL - Wheel well support, forward	1	
-28	83694-14		*** BRACKET - Nose gear final rotation	1	
-29	83694-02		*** BRACKET ASSEMBLY - Nose gear final rotation	1	
-30	83695-02		*** ROLLER	1	
-31	587 403		*** SPRING	1	
-32	553 579		*** BUSHING	1	
-33	400 475		*** BOLT - (AN3-51)	1	
	407 564		*** WASHER - (AN960-10)	5	
	407 584		*** WASHER - (AN960-10L)	1	
	404 100		*** NUT - (AN310-3)	1	
-34	494 033		*** WASHER - Nylon	1	
-35	82253-800		** WHEEL WELL ASSEMBLY - Left	1	
	82253-801		** WHEEL WELL ASSEMBLY - Right	1	
-36	82527-02		*** CHANNEL - Support, lower engine mount, left	1	
	82527-03		*** CHANNEL - Support, lower engine mount, right	1	
-37	82508-04		*** CHANNEL ASSEMBLY - Fwd side tunnel left	1	
	82508-05		*** CHANNEL ASSEMBLY - Fwd side tunnel right	1	
-38	82509-02		*** ANGLE - Side support, aft tunnel left	1	
	82509-03		*** ANGLE - Side support, aft tunnel right	1	

When ordering, always specify Part Number, Description, and Serial Number of Aircraft

Reissued: September 10, 2006

PIPER AIRCRAFT

PA-46-310P/350P MALIBU

AIRPLANE PARTS CATALOG

Figure and Index Number	Part Number	Code	Nomenclature	No. Req.	Serial Numbers Affected
8A-39	84345-06	***	CHANNEL ASSEMBLY - Tunnel side left	1	
	82577-02	***	ANGLE - Tunnel side, right	1	
-40	82577-02	***	ANGLE - Tunnel side, left and right	2	
-41	84345-08	***	CHANNEL ASSEMBLY - Tunnel side, left	1	
-42	82487-02	***	FITTING - Engine mount, inboard lower left and right	2	
-43	82488-02	***	FITTING - Engine mount, outboard lower left and right	2	
-44	83689-02	***	PLATE - Bearing, nose gear door left and right	2	
-45	83685-02	***	HINGE HALF - Left	1	
	83685-03	***	HINGE HALF - Right	1	
-46	480 866	***	PIN	4	
	556 021	***	COLLAR	4	
-47	480 826	***	PIN	2	
	556 021	***	COLLAR	2	
-48	480 859	***	PIN	3	
	556 021	***	COLLAR	3	
-49	82492-02	***	CLIP - Baggage compartment lower	1	
-50	84446-02	*	CLIP - Skin stiffener	3	
-51	84446-03	*	CLIP - Skin stiffener	3	
-51a	82492-02	*	CLIP - Baggage compartment, lower	1	
-52	84482-02	*	FLOOR ASSEMBLY - Right	1	
-52a	100617-02	*	FLOOR ASSEMBLY - Fwd. baggage compartment	1	4622190 and up
	89592-04	*	CARPET - Fwd. baggage compartment	1	4622190 and up
-53	84495-04	*	PLATE ASSEMBLY	1	
-54	84450-02	*	ZEE	1	
-55	84459-02	*	ZEE - Battery support	1	
-56	84460-02	*	ZEE - Battery support	2	
-57	82516-08	*	CLIP - Forward pressure bulkhead	1	
-58	82516-09	*	CLIP - Forward pressure bulkhead	1	
-59	84354-02	*	BRACKET - Battery support	1	
-60	84463-02	*	ANGLE - Battery support	1	
-61	82255-02	*	CHANNEL - Skin stiffener	2	
-62	82494-02	*	CLIP - Upper baggage compartment	3	
-63	82494-03	*	CLIP - Upper baggage compartment	1	
-64	82456-03	*	HINGE HALF - Baggage door	1	
-65	82516-02	*	CLIP - Upper hat section	1	
-66	84447-02	*	CHANNEL - Stiffener, skin	2	
-67	84676-02	*	SHIM - Engine mount, upper right and upper left	2	
-67a	89604-02	*	CHANNEL - Stiffener, skin	1	
-68	484 322	*	RECEPTACLE	10	
-68a	89666-10	*	BRACKET	RF	
-68b	89666-07	*	BRACKET	1	
-69	82516-03	*	CLIP - Forward pressure bulkhead	1	
-70	82516-06	*	CLIP - Forward pressure bulkhead	1	
-71	82516-07	*	CLIP - Forward pressure bulkhead	1	
-72	82513-02	*	RETAINER - Seal, forward baggage door	1	
-72a	82780-04	*	SEAL - Forward baggage door	1	
-73	82253-05	*	SHIM - Baggage compartment	1	
-74	82253-06	*	SHIM - Baggage compartment	1	
-75	82537-800	*	GUSSET - Wheel well, left	1	
	82537-801	*	GUSSET - Wheel well, right	1	
-76	84503-02	*	CLIP	1	
-76a	84507-02	*	CLIP	1	
-77	82517-04	*	LONGERON - Baggage compartment, left	1	
-77a	82789-02	*	PLATE - Striker, baggage door	1	
-78	84689-02		STRIP - Cowl bottom left	1	
	84689-03		STRIP - Cowl bottom right	1	
-78a	82253-07		WEBBING - Antisqueek	AR	
-79	84690-02		STRIP ASSEMBLY - Cowl attachment, left	1	
	84692-02		STRIP ASSEMBLY - Cowl attachment, right	1	

When ordering, always specify Part Number, Description, and Serial Number of Aircraft

**PIPER AIRCRAFT
PA-46-310P/350P MALIBU
AIRPLANE PARTS CATALOG**

Figure and Index Number	Part Number	Code	Nomenclature	No. Req.	Serial Numbers Affected
8A-79a	484 293		* RECEPTACLE	1	
-80	82253-08		WEBBING - Antisqueek	AR	
-81	84693-02		STRIP ASSEMBLY - Cowl attachment, upper	1	
-81a	484 293		* RECEPTACLE	13	
-81b	82257-08		* CLIP	3	
-81c	82257-10		* CLIP	2	
-81d	82257-12		* CLIP	2	
-82	82253-09		WEBBING - Antisqueek	AR	
-83	84696-02		FAIRING - Exhaust outlet, left	1	
	84696-03		FAIRING - Exhaust outlet, right	1	
-84	557 131		CONNECTOR - Bulkhead feed-through	5	
-85	557 386		CONNECTOR - Bulkhead feed-through	1	
-86	84261-04		ACCESS DOOR - Fuel filler	1	
	84261-06		DOUBLER - Skin, fuel filler door	1	

When ordering, always specify Part Number, Description, and Serial Number of Aircraft

Reissued: September 10, 2006

**PIPER AIRCRAFT
PA-46-310P/350P MALIBU
AIRPLANE PARTS CATALOG**

THIS PAGE INTENTIONALLY LEFT BLANK

PIPER AIRCRAFT
PA-46-310P/350P MALIBU
AIRPLANE PARTS CATALOG

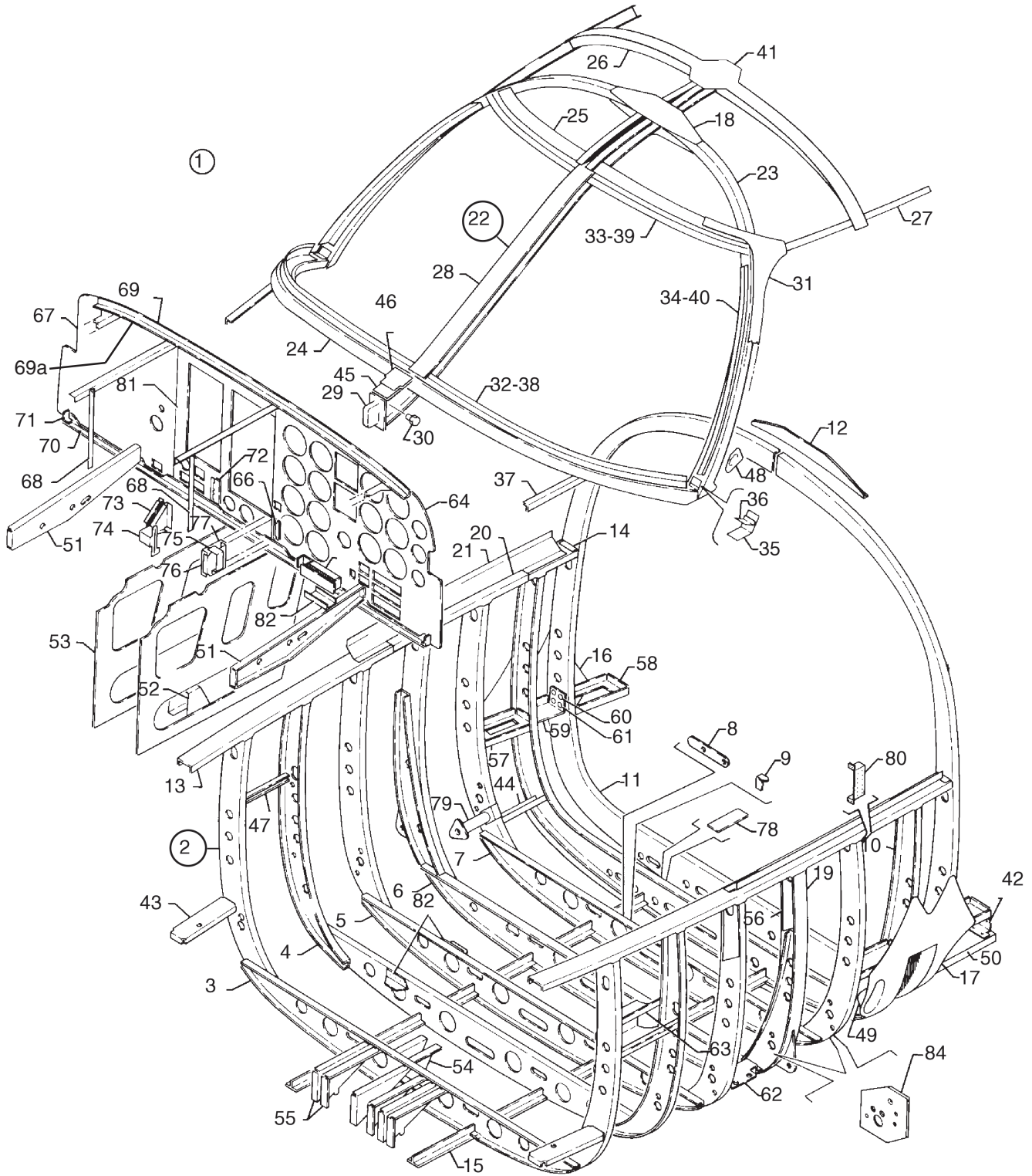


Figure 9. Forward Cockpit Assembly

Reissued: September 10, 2006

**PIPER AIRCRAFT
PA-46-310P/350P MALIBU
AIRPLANE PARTS CATALOG**

CODE EXPLANATIONS FOR FIGURE 9

- A - Used if dual gyros are installed.
- B - Used if a complete deice system or a propeller deice system is installed.
- C - Used on PA-46-310P only.
- D - Used on PA-46-350P only.
- E - See latest revision of Piper Service Bulletin 1027.

**PIPER AIRCRAFT
PA-46-310P/350P MALIBU
AIRPLANE PARTS CATALOG**

Figure and Index Number	Part Number	Code	Nomenclature	No. Req.	Serial Numbers Affected
9-1			FORWARD COCKPIT MATING ASSEMBLY	RF	
-2			* FORWARD COCKPIT STRUCTURE ASSEMBLY	RF	
-3	82582-02		** FRAME ASSEMBLY - Sta. 108.000	1	
-4	82583-02		** FRAME ASSEMBLY - Sta. 117.000	1	
-5	82584-02		** FRAME ASSEMBLY - Sta. 124.125	1	
-6	82585-02		** FRAME ASSEMBLY - Sta. 132.000	1	
-6a	82455-02	E	*** FITTING - Forward spar attach	2	
-7	82586-02	C	** FRAME ASSEMBLY - Sta. 139.800	1	
	82586-03	D	** FRAME ASSEMBLY - Sta. 139.800	1	
-8	83286-02		*** GUIDE - Cable	1	
-9	83762-02		*** BRACKET - Hydraulic control cable	1	
-10	82587-02		** FRAME ASSEMBLY - Canted, Sta. 146.47	1	
-11	82588-200		** FRAME ASSEMBLY - Canted, Sta. 150.58	1	
-12	82615-02		*** ANGLE - Splice	1	
-13	82271-04	C	** LONGERON - W.L. 76.150, left	1	
	82271-10	D	** LONGERON - W.L. 76.150, left	1	
	82271-05	C	** LONGERON - W.L. 76.150, right	1	
	82271-11	D	** LONGERON - W.L. 76.150, right	1	
-14	82271-06		*** CLIP - Longeron, left	1	
	82271-07		*** CLIP - Longeron, right	1	
-15	84443-02		** STRINGER - Lower forward fuselage	2	
-16	82566-02		** DOUBLER - Canted frame, left	1	
-17	82473-800		** DOUBLER - Canted frame, right	1	
-18	82606-02		** GUSSET - Side, canted	1	
-19	82308-02		** STRAP - Skin splice, Sta. 132.00, left	1	
	82308-03		** STRAP - Skin splice, Sta. 132.00, right	1	
-20	82429-02		** ANGLE - Longeron, left	1	
	82429-03		** ANGLE - Longeron, right	1	
-21	82430-02		** CHANNEL - Skin support, left	1	
	82430-03		** CHANNEL - Skin support, right	1	
-22	82450-02	C	** CANOPY ASSEMBLY	1	
	82450-03	D	** CANOPY ASSEMBLY	1	
-23	82274-02		*** FRAME - Canted, windshield, left	1	
	82274-03		*** FRAME - Canted, windshield, right	1	
-24	82276-800		*** FRAME - Canted, windshield, lower, left	1	
	82276-801		*** FRAME - Canted, windshield, lower, right	1	
-25	82275-02		*** FRAME - Eyebrow, left	1	
	82275-03		*** FRAME - Eyebrow, right	1	
-26	82306-02		*** FRAME - Upper	1	
-27	82273-02		*** LONGERON ASSEMBLY - Upper, left	1	
	82273-03		*** LONGERON ASSEMBLY - Upper, right	1	
-28	82383-800		*** BOW ASSEMBLY - Windshield	1	
-29	82292-02		**** FITTING - Windshield bow	1	
-30	400 443		**** BOLT - (AN3-12A)	4	
	407 564		**** WASHER - (AN960-10)	8	
	404 887		**** NUT - (MS20365-1032C)	4	
-31	82279-800		** DOUBLER - Canted frame	1	
-32	82424-02		*** ANGLE - Windshield support, lower, left	1	
	82424-03		*** ANGLE - Windshield support, lower, right	1	
-33	82425-02		*** ANGLE - Windshield support, upper, left	1	
	82425-03		*** ANGLE - Windshield support, upper, right	1	
-34	82426-02		*** ANGLE - Windshield support, side, left	1	
	82426-03		*** ANGLE - Windshield support, side, right	1	
-35	82427-02		*** ANGLE - Frame attachment, left	1	
	82427-03		*** ANGLE - Frame attachment, right	1	
-36	82427-04		*** ANGLE - Frame attachment, left	1	
	82427-05		*** ANGLE - Frame attachment, right	1	

When ordering, always specify Part Number, Description, and Serial Number of Aircraft

Reissued: September 10, 2006

PIPER AIRCRAFT

PA-46-310P/350P MALIBU

AIRPLANE PARTS CATALOG

Figure and Index Number	Part Number	Code	Nomenclature	No. Req.	Serial Numbers Affected
9-37	82539-02		*** ANGLE - Deck spin, left	1	
	82539-03		*** ANGLE - Deck spin, right	1	
-38	82794-02		*** SHIM - Lower windshield	2	
-39	82795-02		*** SHIM - Upper windshield	2	
-40	82796-02		*** SHIM - Side windshield	2	
-41	82319-02		** STRAP - Skin splice, Sta. 144.250	1	
-42	83758-14		ANGLE - Flap valve controls	1	46-8408001 thru 46-8508109
-43	82634-02		INTERCOSTAL - W.L. 55.46, left	1	
	82634-03		INTERCOSTAL - W.L. 55.46, right	1	
-44	82466-02		INTERCOSTAL - Lower, right	1	
-45	82450-06		STRAP	1	
-46	82450-07		FILLER	1	
-47	82254-02		INTERCOSTAL - Side frame	2	
-48	83932-02		BRACKET ASSEMBLY - O.A.T.	1	
-49	84080-02	C	PAN - Pressure closeout	1	
	84080-10	D	PAN - Pressure closeout	1	
-50	83758-13		CHANNEL - Flap valve controls	1	
-51	82808-02		BRACKET - Torque tube support, left	1	46-8408001 thru 46-8408037
	82808-04		BRACKET - Torque tube support, left	1	46-8408038 thru 46-8608067 and 4608001 and up
	82808-03		BRACKET - Torque tube support, right	1	46-8408001 thru 46-8408037
	82808-05		BRACKET - Torque tube support, right	1	46-8408038
-52	84053-02		BRACKET ASSEMBLY - Engine controls	1	
-53	82885-02		PANEL - Pedestal side, left	1	
	82885-03		PANEL - Pedestal side, right	1	
-54	82887-02		BRACKET - Pulley, elevator, left	1	
	82887-03		BRACKET - Pulley, elevator, right	1	
-55	82876-02		BRACKET - Controls, left	3	
	82876-03		BRACKET - Controls, right	3	
-56	84186-03		INSULATOR - Circuit breaker	4	
-57	82463-02		INTERCOSTAL - Spar box, forward, left	1	
	82475-02		INTERCOSTAL - Spar box, forward, right	1	
-58	82476-02		INTERCOSTAL - Spar box, aft, left	1	
	82476-03		INTERCOSTAL - Spar box, aft, right	1	
-59	82474-02		BRACKET - Spar box, upper cap, left	1	
	82474-03		BRACKET - Spar box, upper cap, right	1	
-60	480 504		PIN	4	
	556 022		COLLAR	4	
-61	680 677		PIN	4	
	556 022		COLLAR	4	
-62	84498-02		SUPPORT ASSEMBLY - Drain, pitot static	1	
-63	84508-02		SUPPORT - Static valve	1	
-64	82556-02		PANEL ASSEMBLY - Instrument, left	1	46-8408001 thru 46-8408037
	82556-06		PANEL ASSEMBLY - Instrument, left	1	46-8408038 thru 46-8608067 and 4608001 thru 4608007
	89067-02		PANEL ASSEMBLY - Instrument, left	1	4608008 and up
	89825-02	D	PANEL ASSEMBLY - Instrument, left	1	4622001 thru 4622049
	89825-04	D	PANEL ASSEMBLY - Instrument, left	RF	4622050 and up
-65	84122-02		* BRACKET ASSEMBLY - Fuel selector	1	
	84122-03	D	** BRACKET - Fuel selector	1	
	84122-06	D	** PLATE ASSEMBLY - Fuel selector	1	
-66	83732-05		* DETENTE	1	
-67	82555-03		PANEL ASSEMBLY - Instrument, right	1	46-8408001 thru 46-8408037
	82555-02	A	PANEL ASSEMBLY - Instrument, right	1	46-8408001 thru 46-8408037
	82555-05		PANEL ASSEMBLY - Instrument, right	1	46-8408038 thru 46-8608067 and 4608001 and up
	82555-04	A	PANEL ASSEMBLY - Instrument, right	1	46-8408038 thru 46-8608067 and 4608001 and up
	89827-02	D	PANEL ASSEMBLY - Instrument, right	1	

When ordering, always specify Part Number, Description, and Serial Number of Aircraft

**PIPER AIRCRAFT
PA-46-310P/350P MALIBU
AIRPLANE PARTS CATALOG**

Figure and Index Number	Part Number	Code	Nomenclature	No. Req.	Serial Numbers Affected
9-68	84184-02		ANGLE - Radio support, left	1	
	84184-03		ANGLE - Radio support, right	1	
-69	82557-03		SUPPORT ASSEMBLY - Instrument panel	1	46-8408001 thru 46-8408037
	82557-02	B	SUPPORT ASSEMBLY - Instrument panel	1	46-8408001 thru 46-8408037
	82557-05		SUPPORT ASSEMBLY - Instrument panel	1	46-8408038 thru 46-8508030
	82557-04	B	SUPPORT ASSEMBLY - Instrument panel	1	46-8408038 thru 46-8508030
	82557-06	B	SUPPORT ASSEMBLY - Instrument panel	1	46-8508031 thru 8508109
	82557-07		SUPPORT ASSEMBLY - Instrument panel	1	46-8508031 thru 8508109
	82557-08		SUPPORT ASSEMBLY - Instrument Panel	1	46-8608001 thru 46-8608067 and 4608001 thru 4608007
	82557-09		SUPPORT ASSEMBLY - Instrument Panel	1	46-8608001 thru 46-8608067 and 4608001 thru 4608007
	82557-10		SUPPORT ASSEMBLY - Instrument Panel		4608008 and up
	82557-11		SUPPORT ASSEMBLY - Instrument Panel	1	4608008 and up
-70	82558-02		* SUPPORT - Lower, instrument panel	1	46-8408001 to 46-8508030
	82558-04		* SUPPORT - Lower, instrument panel	1	46-8508031 and up, and 4608001 and up
	82558-05		* SUPPORT - Lower, instrument panel	1	46-8608001 and up, and 4608001 and up
-71	82558-03		* CLIP - Instrument panel support	2	
-72	83732-09		* DETENT - Flap control lever, center panel	1	46-8408001 thru 46-8508030
	85082-02		* DETENT - Flap control lever, center panel	1	46-8508031 thru 46-8508109
	85116-02		* DETENT - Flap control lever, center panel	1	46-8608001 thru 46-8608067 and 4608001 and up
-73	83732-04		* BRACKET - Center panel	1	
-74	83761-03		* BRACKET ASSEMBLY - Center panel	1	
-75	83732-06		* BRACKET - Center panel	1	
-76	83732-07		* BRACKET - Center panel	1	
-77	83732-08		* BRACKET - Center panel	1	
-78	84694-02		SHIM - Spar box closeout	2	
-79	84091-02		CLOSEOUT ASSEMBLY - Pressure, fuel selector cable	1	
-80	84595-04		BRACKET ASSEMBLY - Relay mounting	1	46-8408001 thru 46-8408037
	84595-06		BRACKET ASSEMBLY - Relay mounting	1	46-8408038 thru 46-8608067 and 4608001 thru 4608140
	89887-02	D	BRACKET ASSEMBLY - Relay mounting	1	
-81	82554-07	C	PANEL ASSEMBLY - Instrument, center	1	46-8408001 thru 46-8508060
	82554-11	C	PANEL ASSEMBLY - Instrument, center	1	46-8508061 thru 46-8508109
	85122-04	C	PANEL ASSEMBLY - Instrument, center	1	46-8608001 thru 46-8608067 4608001 and up
	89826-02	D	PANEL ASSEMBLY - Instrument, center	1	4622001 and up
-82	85126-02		SUPPORT - Cable, emergency release valve	2	4608008 and up
-83	84434-11		BRACKET - Mounting, dimmer controls	1	46-8408001 thru 46-8508010
	87547-02		BRACKET - Mounting, dimmer controls	1	46-8508011 thru 46-8608067 and 4608001 and up
-84	83960-04	D	DOUBLER - Fuselage skin sta. 132.00 L.H.	1	4622001 thru 4622177
	83960-06	D	DOUBLER - Fuselage skin sta. 132.00 L.H.	1	4622178 and up
	83960-03	D	DOUBLER - Fuselage skin sta. 132.00 R.H.	1	4622001 thru 4622177
	83960-05	D	DOUBLER - Fuselage skin sta. 132.00 R.H.	1	4622178 and up
	83961-03	D	FLANGE - For sta. 132.00 doubler, right and left	1	
	411 532	D	SCREW - (for flange 83961-03)	4	
	690 612	D	WASHER - (for flange 83961-03)	4	

When ordering, always specify Part Number, Description, and Serial Number of Aircraft

Reissued: September 10, 2006

**PIPER AIRCRAFT
PA-46-310P/350P MALIBU
AIRPLANE PARTS CATALOG**

THIS PAGE INTENTIONALLY LEFT BLANK

PIPER AIRCRAFT
PA-46-310P/350P MALIBU
AIRPLANE PARTS CATALOG

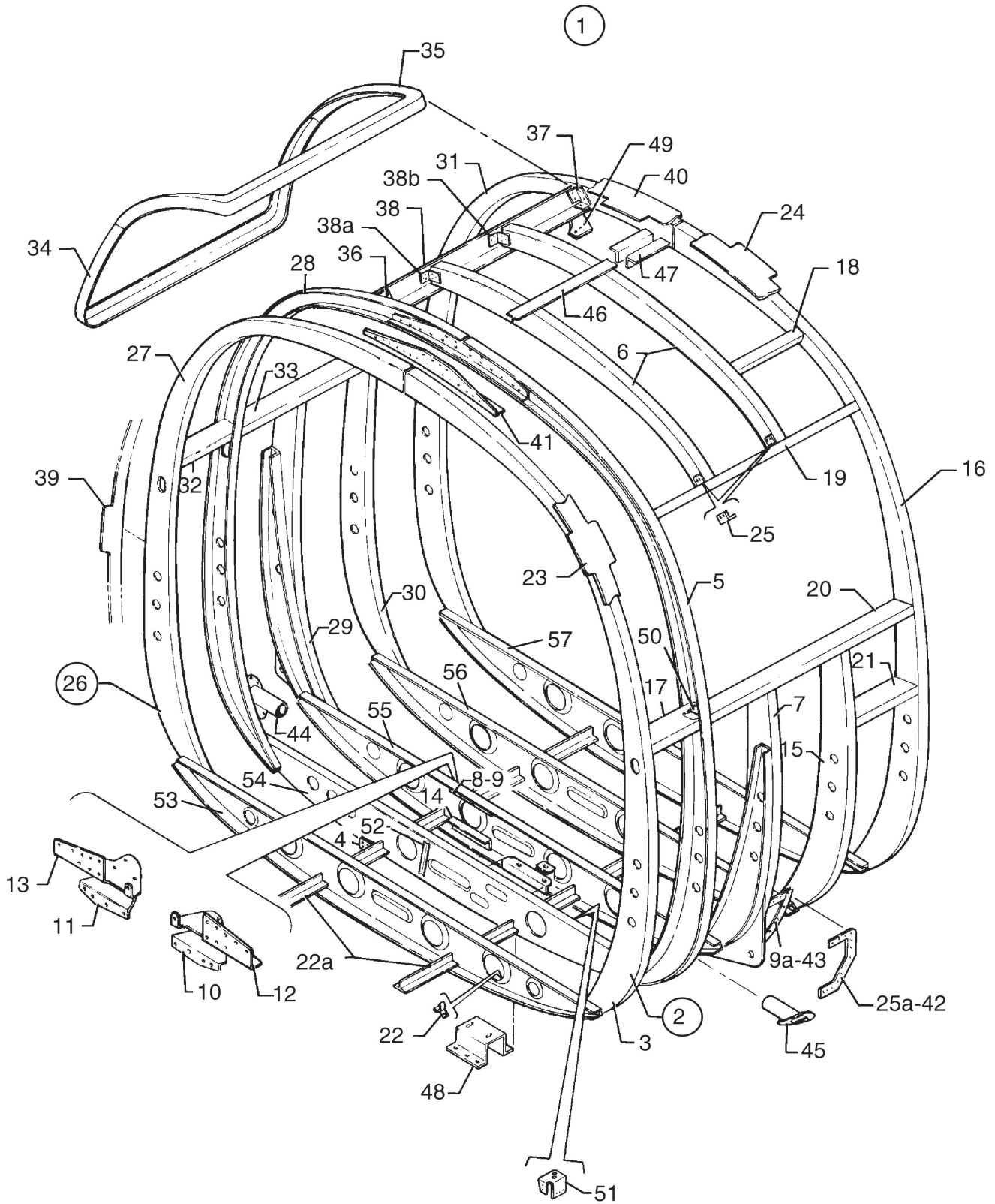


Figure 10. Center Cockpit Assembly

Reissued: September 10, 2006

**PIPER AIRCRAFT
PA-46-310P/350P MALIBU
AIRPLANE PARTS CATALOG**

CODE EXPLANATIONS FOR FIGURE 10

- A - Used on PA-46-310P only.
- B - Used on PA-46-350P only.
- C - See latest revision of Piper Service Bulletin 1027.

PIPER AIRCRAFT PA-46-310P/350P MALIBU AIRPLANE PARTS CATALOG

Figure and Index Number	Part Number	Code	Nomenclature	No. Req.	Serial Numbers Affected
10-1	82200-657		CENTER CABIN SECTION ASSEMBLY	RF	
	82589-03		* FRAME ASSEMBLY - Sta. 158.300	1	
	82590-02	A	* FRAME ASSEMBLY - Sta. 164.750 (without elec. flaps)	1	
	82590-03	A	* FRAME ASSEMBLY - Sta. 164.750 (with electric flaps)	1	
	84259-02	B	* FRAME ASSEMBLY - Sta. 164.750	1	
	82592-04		* FRAME ASSEMBLY - Sta. 171.430	1	
	82593-02		* FRAME ASSEMBLY - Sta. 178.600	1	
	82594-02		* FRAME ASSEMBLY - Sta. 186.250	1	
-2	82200-658		* CENTER CABIN ASSEMBLY - Left	1	
-3	82416-02		** FRAME - Sta. 158.300, left	1	
-4	83758-11		** ANGLE - Flap valve control	1	
-5	82417-02		** FRAME - Sta. 164.750, left	1	
-6	82309-02		** FRAME - Upper, Sta. 171.40 and Sta. 178.90	2	
-7	82468-02		** FRAME - Sta. 171.430, left	1	
-8	82924-03		** BRACKET - Flap actuator	1	46-8408001 thru 46-8508109
	82924-06		** BRACKET - Flap actuator	1	46-8608001 thru 46-8608067 and 4608001 and up
-9	82924-05		** SHIM - Flap actuator	1	46-8408001 thru 46-8508109
	82924-07		** SHIM - Flap actuator	1	46-8608001 thru 46-8608067 and 4608001 and up
-9a	82965-02		** CLOSURE ASSEMBLY - Cable, aileron, left	1	
-9b	82471-02	C	** FITTING - Aft spar attach	2	
-10	82953-02		** BRACKET ASSEMBLY - Pulley, aileron	1	
-11	82953-03		** BRACKET ASSEMBLY - Pulley, aileron	1	
-12	82953-04		** BRACKET - Upper	1	
-13	82953-05		** BRACKET - Upper	1	
-14	82925-03		** BRACKET - Flap actuator	1	
-15	82303-02		** FRAME - Sta. 178.600, left	1	
-16	82435-02		** FRAME - Sta. 186.250, left	1	
-17	82409-02		** LONGERON - W.L. 76.150, left	1	
-18	84480-02		** CHANNEL - Fuselage	1	
-19	82394-02		** LONGERON - Window, upper	1	
-20	82322-02		** LONGERON - Fuselage, left	1	
-21	82436-02		** LONGERON - Center cabin	1	
-22	587 603		** CLAMP	3	
-22a	82386-03		** STRINGER - Bottom	2	
-23	82365-02		** STRAP - Splice, Sta. 158.30, left	1	
-24	82367-02		** STRAP - Splice, Sta. 187.00, left	1	
-25	82391-02		** CLIP	2	
-25a	82954-12		** STRAP - Left	1	
-26	82200-656		* CENTER CABIN ASSEMBLY - Right	1	
-27	82416-03		** FRAME - Sta. 158.300, right	1	
-28	82418-02		** FRAME - Sta. 164.750, right	1	
-29	82468-03		** FRAME - Sta. 171.430, right	1	
-30	82303-03		** FRAME - Sta. 178.600, right	1	
-31	82420-02		** FRAME - Sta. 186.250, right	1	
-32	82409-03		** LONGERON - W.L. 76.150, right	1	
-33	82286-02		** LONGERON - Fuselage, right	1	
-34	82285-02		** FRAME - Emergency door, lower	1	
-35	82285-03		** FRAME - Emergency door, upper	1	
-36	82644-02		** CLIP	1	
-37	82644-03		** CLIP	1	
-38	82400-800		** ANGLE - Frame	1	
-38a	82401-02		** CLIP - Upper frame	1	
-38b	82401-03		** CLIP - Upper frame	1	
-39	82569-02		** STRAP - Splice, Sta. 158.300, right	1	
-40	82483-02		** STRAP - Splice, Sta. 187.000, right	1	
-41	82312-02		* ANGLE - Splice	3	

When ordering, always specify Part Number, Description, and Serial Number of Aircraft

Reissued: September 10, 2006

**PIPER AIRCRAFT
PA-46-310P/350P MALIBU
AIRPLANE PARTS CATALOG**

Figure and Index Number	Part Number	Code	Nomenclature	No. Req.	Serial Numbers Affected
10-42	82954-12		* STRAP - Right	1	
-43	82965-03		* CLOSURE ASSEMBLY - Cable, aileron, right	1	
-44	82937-03		* HOUSING ASSEMBLY - Flap drive, right	1	
-45	82937-02		HOUSING ASSEMBLY - Flap drive, left	1	
-46	82540-02		STRINGER - Upper forward	1	
-47	84439-02		ANGLE - Splice, upper	2	
-48	83759-02		BRACKET - Flap valve	1	
-49	85013-02		GUSSET	2	
-50	84483-02		SHIM	2	
-51	82270-02		BRACKET - Flap position switch, Sta. 164.75	1	
-52	89886-02		ANGLE ASSEMBLY	1	462203 thru 4622030
-53	82406-02		FRAME - Sta. 158.300, bottom	1	
-54	82320-02	A	FRAME - Sta. 164.750, bottom (without electric flaps)	1	
	85065-02		FRAME - Sta. 164.750, bottom (with electric flaps)	1	
-55	82469-02		FRAME - Sta. 171.430, bottom	1	
-56	82407-02		FRAME - Sta. 178.600, bottom	1	
-57	82406-02		FRAME - Sta. 186.250, bottom	1	

When ordering, always specify Part Number, Description, and Serial Number of Aircraft

Reissued: September 10, 2006

PIPER AIRCRAFT
PA-46-310P/350P MALIBU
AIRPLANE PARTS CATALOG

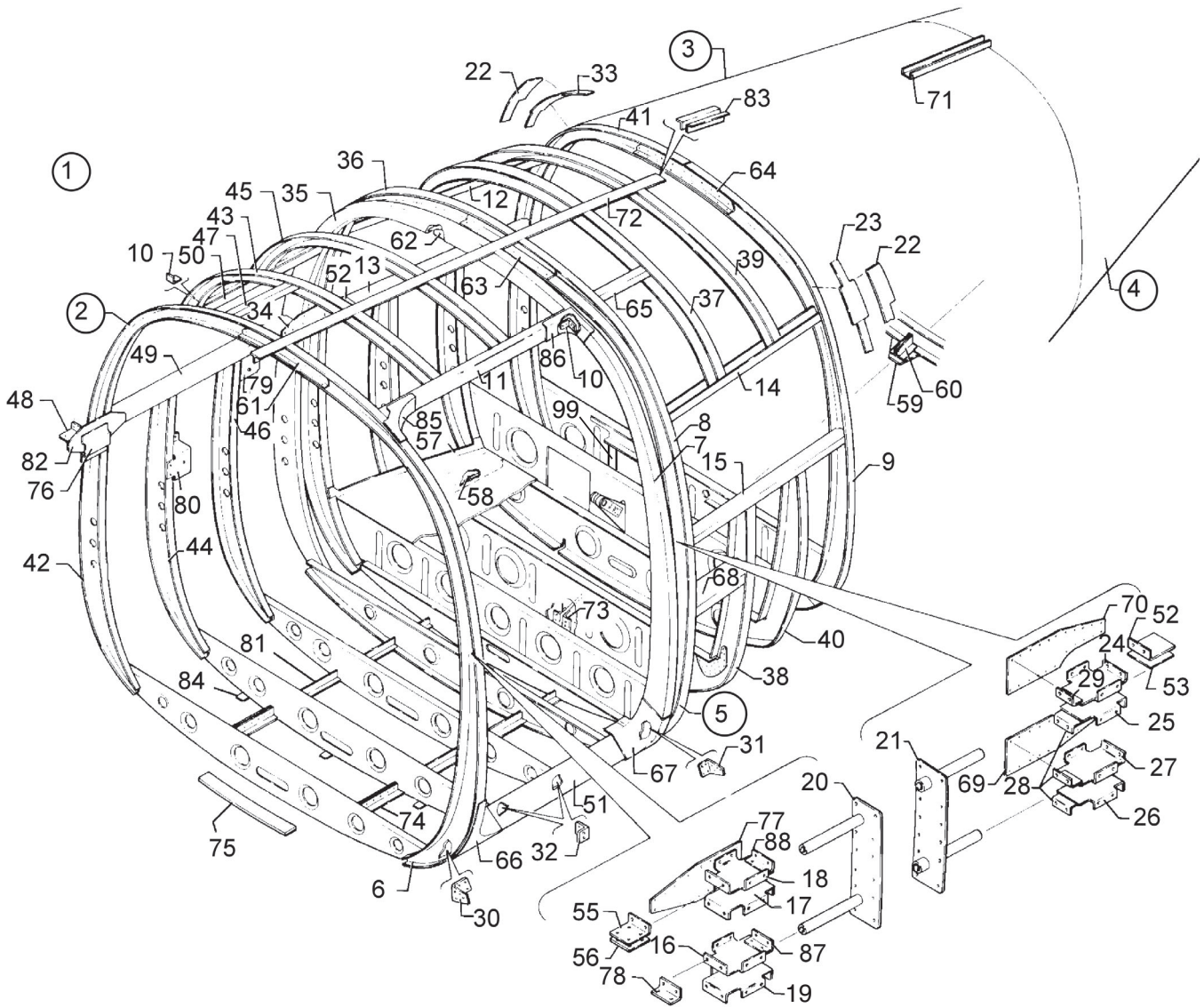


Figure 11. Aft Cabin Assembly

Reissued: September 10, 2006

**PIPER AIRCRAFT
PA-46-310P/350P MALIBU
AIRPLANE PARTS CATALOG**

CODE EXPLANATIONS FOR FIGURE 11

- A - See Figure 12 for component parts.
- B - PA-46-310P only.
- C - PA-46-350P only.

PIPER AIRCRAFT PA-46-310P/350P MALIBU AIRPLANE PARTS CATALOG

Figure and Index Number	Part Number	Code	Nomenclature	No. Req.	Serial Numbers Affected
11-1	82200-648		FUSELAGE ASSEMBLY	1	
-2	82200-670		* AFT FUSELAGE ASSEMBLY	1	
-3	82200-676	A	** AFT FUSELAGE SECTION	1	
-4	82200-680	A	** TAIL CONE ASSEMBLY	1	
-5	82200-672		** AFT CABIN ASSEMBLY	1	
-6	82595-801		*** FRAME ASSEMBLY - Sta. 189.60, left	1	
-7	82598-801		*** FRAME ASSEMBLY - Sta. 214.90, left	1	
-8	82599-801		*** FRAME ASSEMBLY - Sta. 218.62, left	1	
-9	82381-02		*** FRAME - Side, Sta. 241.50, left	1	
-10	82391-02		*** CLIP	12	
-11	82413-02		*** LONGERON - Cabin door	1	
-12	82387-03		*** CHANNEL - Sta. 229.00, right	1	
-13	82380-03		*** LONGERON - Sta. 229.00, right	1	
-14	82387-02		*** CHANNEL - Sta. 229.00, left	1	
-15	82380-02		*** LONGERON - Sta. 229.00, left	1	
-16	82751-02		*** INTERCOSTAL - Aft cabin	1	
-17	82749-02		*** INTERCOSTAL - Aft cabin	1	
-18	82748-02		*** INTERCOSTAL - Aft cabin	1	
-19	82750-02		*** INTERCOSTAL - Aft cabin	1	
-20	82746-02		*** TUBE ASSEMBLY - Pin support, Sta. 189.60	1	
-21	82747-02		*** TUBE ASSEMBLY - Pin support, Sta. 214.90	1	
-22	84695-02		*** SPACER - Skin splice, Sta. 241.50	2	
-23	82385-02		*** STRAP - Skin splice	1	
-24	82762-02		*** INTERCOSTAL - Aft cabin	1	
-25	82763-02		*** INTERCOSTAL - Aft cabin	1	
-26	82764-02		*** INTERCOSTAL - Aft cabin	1	
-27	82765-02		*** INTERCOSTAL - Aft cabin	1	
-28	82766-02		*** CLIP - Aft cabin	3	
-29	82768-02		*** CLIP - Aft cabin	1	
-30	82550-02		*** CLIP - Bottom	1	
-31	82648-02		*** CLIP - Bottom	1	
-32	82340-02		*** CLIP - Lower longeron	2	
-33	82385-03		*** STRAP - Skin splice	1	
-34	82518-02		*** GUSSET - Longeron	1	
-35	82598-800		*** FRAME ASSEMBLY - Sta. 214.90, right	1	
-36	82599-800		*** FRAME ASSEMBLY - Sta. 218.62, right	1	
-37	82388-02		*** FRAME - Upper, Sta. 226.25	1	
-38	82600-02	B	*** FRAME ASSEMBLY - Sta. 226.25	1	
	87607-02	C	*** FRAME ASSEMBLY	1	
-39	82408-02		*** FRAME - Upper, Sta. 233.87	1	
-40	82602-02		*** FRAME ASSEMBLY - Sta. 233.87	1	
-41	82603-02	B	*** FRAME ASSEMBLY - Sta. 241.50, right	1	
	82603-03	C	*** FRAME ASSEMBLY - Sta. 241.50, right	1	
-42	82595-800		*** FRAME ASSEMBLY - Sta. 189.60, right	1	
-43	82410-02		*** FRAME - Upper, Sta. 198.25	1	
-44	82596-02		*** FRAME ASSEMBLY - Sta. 198.25	1	
-45	82412-02		*** FRAME - Upper, Sta. 207.00	1	
-46	82597-02		*** FRAME ASSEMBLY - Sta. 207.00	1	
-47	84478-02		*** CHANNEL - Fuselage	1	
-48	82777-02		*** CLIP - Aft cabin	1	
-49	82310-02		*** LONGERON - Fuselage	1	
-50	82389-02		*** CHANNEL - Side window	1	
-51	82432-02		*** LONGERON - Lower cabin door	1	
-52	82777-02		** CLIP - Aft cabin	2	
-53	82778-02		** SHIM - Aft cabin	2	
-54	82524-03		** CLIP	1	
-55	82777-02		** CLIP	1	

When ordering, always specify Part Number, Description, and Serial Number of Aircraft

Reissued: September 10, 2006

**PIPER AIRCRAFT
PA-46-310P/350P MALIBU
AIRPLANE PARTS CATALOG**

Figure and Index Number	Part Number	Code	Nomenclature	No. Req.	Serial Numbers Affected
11-56	82778-02		** SHIM - Aft cabin	1	
-57	82646-02	B	** FLOOR - Sta. 218.62 to 233.87	RF	
	89972-02	C	** FLOOR - Sta. 218.62 to 233.87	RF	
-58	82647-02		** CHANNEL - Seat support, left	2	
	82647-03		** CHANNEL - Seat support, right	2	
-59	84228-02		** GUSSET - Center tee	1	
-60	84484-02		** CLIP - Center stringer	1	
	84484-03		** CLIP - Center stringer	1	
-61	82312-02		** ANGLE - Splice, Sta. 189.60	1	
-62	82263-02		** ANGLE - Splice, Sta. 214.90	1	
-63	82618-02		** ANGLE - Splice, Sta. 218.62	1	
-64	82620-02		** ANGLE - Splice, Sta. 241.50	1	
-65	84479-02		** CHANNEL	1	
-66	82711-02		** CORNER ASSEMBLY - Lower, Sta. 189.60	1	
-67	82776-02		** CORNER ASSEMBLY - Lower, Sta. 214.90	1	
-68	84493-02		** INTERCOSTAL - Aft cabin	1	
-69	84488-02		** GUSSET - Aft cabin	1	
-70	84489-02		** GUSSET - Aft cabin	1	
-71	84236-02		** CHANNEL	1	
-72	84437-02		** STRINGER - Upper center	1	
-73	82524-02		** CLIP	1	
-74	82386-04		* ANGLE - Bottom	4	
-75	82533-02		* STRAP - Splice, bottom	1	
-76	84885-02		* BRACKET ASSEMBLY	1	
-77	82760-03		* GUSSET - Aft cabin	2	
-78	82756-02		* CLIP - Aft cabin	1	
-79	84823-02		* BRACKET ASSEMBLY - Support, conference table	1	
-80	84824-02		* BRACKET ASSEMBLY - Support, conference table	1	
-81	82386-02		STRINGER - Bottom	2	
-82	82359-02		GUSSET - Longeron, right	1	
-83	84440-02		ANGLE - Splice, upper, left	1	
	84440-03		ANGLE - Splice, upper, right	1	
-84	82260-02		VALVE ASSEMBLY - Cabin drain	3	
-85	82684-02		CORNER ASSEMBLY - Upper, Sta. 189.60	1	
-86	82713-02		CORNER ASSEMBLY - Upper, Sta. 214.90	1	
-87	82753-02		CLIP - Aft cabin	2	
-88	82759-02		CLIP - Aft cabin	2	
-89	89624-06	C	STIFFENER	1	
-90	89624-07	C	STIFFENER	1	
-91	89624-08	C	CLIP	4	
-92	89624-10	C	STIFFENER ASSEMBLY	1	
-93	89624-11	C	STIFFENER ASSEMBLY	1	
-94	89624-16	C	STIFFENER ASSEMBLY	1	
-95	89624-17	C	STIFFENER ASSEMBLY	1	
-96	89624-18	C	CLIP	2	
-97	89624-19	C	CLIP	2	
-98	89625-02	C	INTERCOSTAL	2	
-98a	89625-03	C	INTERCOSTAL	1	
-99	82790-03		STIFFENER - Frame assy - F.S. 241.5	1	
-99a	82790-05		STIFFENER - Frame assy - F.S. 241.5	1	
-100	89625-04	C	CLIP	3	

When ordering, always specify Part Number, Description, and Serial Number of Aircraft

**PIPER AIRCRAFT
PA-46-310P/350P MALIBU
AIRPLANE PARTS CATALOG**

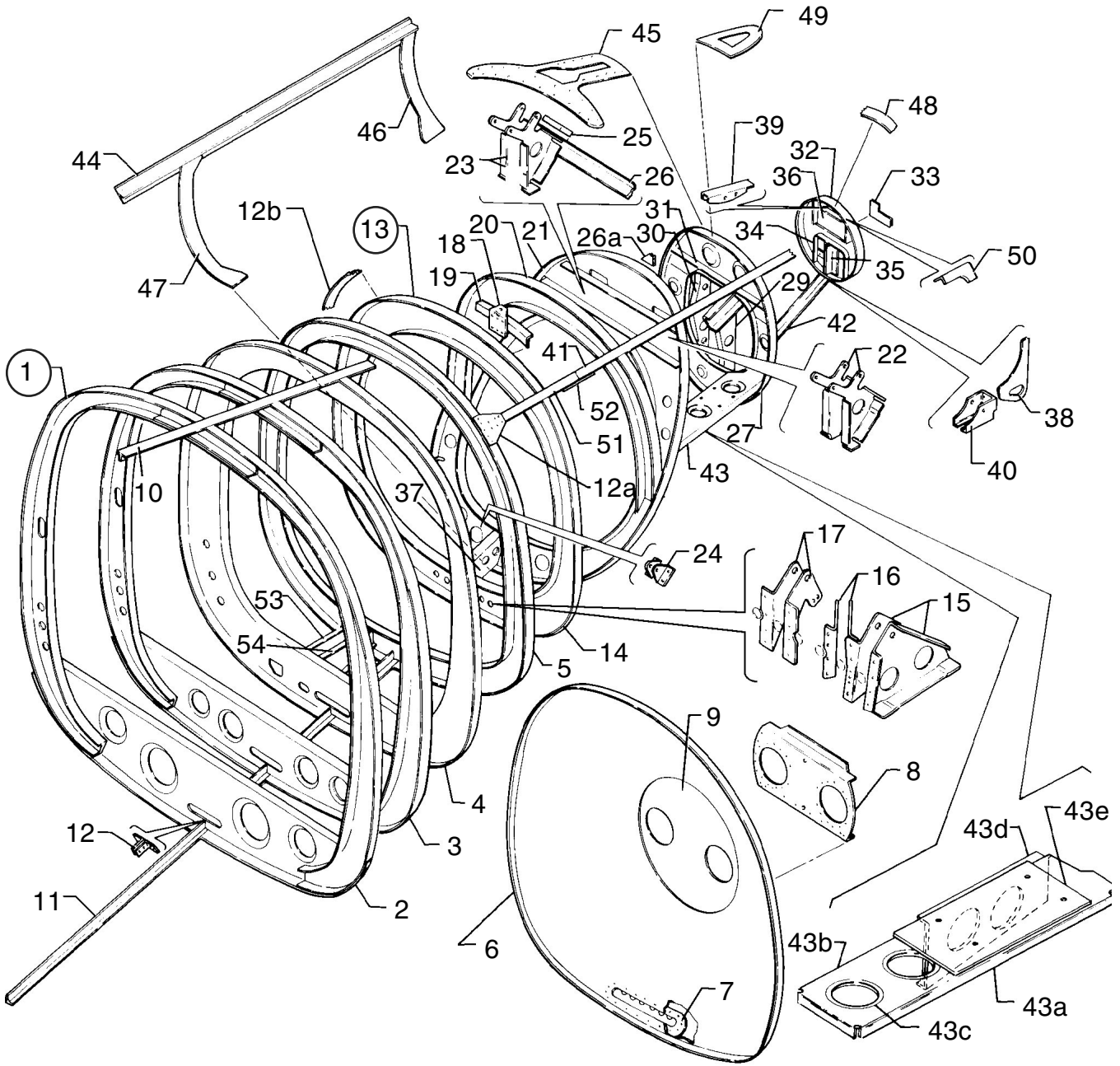


Figure 12. Rear Fuselage Assembly

Reissued: September 10, 2006

**PIPER AIRCRAFT
PA-46-310P/350P MALIBU
AIRPLANE PARTS CATALOG**

CODE EXPLANATIONS FOR FIGURE 12

- A - For Parker Hannifin hydraulic pump. See figure 67 for mounting of Gar-Kenyon pump.
- B - Used on PA-46-310P only.
- C - Used on PA-46-350P only.

PIPER AIRCRAFT PA-46-310P/350P MALIBU AIRPLANE PARTS CATALOG

Figure and Index Number	Part Number	Code	Nomenclature	No. Req.	Serial Numbers Affected
12-1	82200-676		AFT FUSELAGE SECTION	1	
-2	82442-800		* FRAME ASSEMBLY - Sta. 249.60	1	
	84861-03	C	** CHANNEL - Reading Light Sta. 253.06	1	
-3	82443-800		* FRAME ASSEMBLY - Sta. 257.00	1	
-4	82444-800		* FRAME ASSEMBLY - Sta. 265.80	1	
-5	82445-02	B	* FRAME - Pressure bulkhead, aft, Sta. 273.746	1	
	82445-03	C	* FRAME - Pressure bulkhead, aft, Sta. 273.746	1	
-6	82447-07	B	* BULKHEAD ASSEMBLY - Pressure, aft	1	
	82447-08	C	* BULKHEAD ASSEMBLY - Pressure, aft	1	
-7	82788-02		** CLOSEOUT ASSEMBLY - Pressure bulkhead	1	
-8	82449-02		** CHANNEL - Pressure bulkhead	1	
-9	82447-803		** PAN - Pressure bulkhead	1	
-10	84441-02		* STRINGER - Upper aft, fuselage	1	
-11	84445-02		* STRINGER - Bottom, center	1	
-12	82251-02		* CLIP - Stringer attachment, left	3	
	82251-03		* CLIP - Stringer attachment, right	3	
-12a	84226-02	B	* GUSSET - Stringer	1	
	103066-04	C	* GUSSET - Stringer	1	
-12b	84203-02		* SPLICE - Doubler, Sta. 282.000	1	
-13	82250-802		TAIL CONE ASSEMBLY	1	
-14	84201-02	B	* FRAME ASSEMBLY - Sta. 282.00	1	
	84201-04	C	* FRAME ASSEMBLY - Sta. 282.00	1	
-15	83296-02		** BRACKET - Rudder pulley, left	1	
	82895-03		** BRACKET - Rudder pulley, right	1	
-16	82896-02		** BRACKET - Rudder pulley, left	1	
	82896-03		** BRACKET - Rudder pulley, right	1	
-17	82897-02		** BRACKET - Elevator pulley, left	1	
	82897-03		** BRACKET - Elevator pulley, right	1	
-18	84204-02		** PLATE - Forward fin attachment	1	
-19	84216-02		** ANGLE - Sta. 282.00	1	
-20	84205-02		* FRAME - Sta. 292.00	1	
-21	84240-02	B	* FRAME ASSEMBLY - Sta. 298.895	1	
	84240-03	C	* FRAME ASSEMBLY - Sta. 298.895	1	
-22	84232-02		** BRACKET - Rudder pulley, left	1	
	84230-02		** BRACKET - Rudder pulley, right	1	
-23	84209-02		** BRACKET - Rudder pulley, left	1	
	84238-02		** BRACKET - Rudder pulley, right	1	
-24	82898-03	B	** BRACKET - Elevator pulley, left	1	
	82898-05	C	** BRACKET - Elevator pulley, left	1	
	82898-02	B	** BRACKET - Elevator pulley, right	1	
	82898-04	C	** BRACKET - Elevator pulley, right	1	
-25	84210-02		** BLOCK - Stop, rudder sector	2	
-26	84208-02		** ANGLE - Frame	1	
-26a	82935-03		** BRACKET ASSEMBLY - Cable guard, left	1	
	82935-02		** BRACKET ASSEMBLY - Cable guard, right	1	
-27	84246-800		* FRAME ASSEMBLY - Canted, Sta. 311.382	1	
-28	82933-02		** BRACKET - Cable guard	1	
-29	84239-800		** CHANNEL - Sector support	1	
-30	84237-800		** CHANNEL - Sector support	1	
-31	84218-02		** ANGLE - Stabilator attachment	1	
-32	84200-02		* FRAME ASSEMBLY - Sta. 326.005	1	
-33	83260-02		** PLATE - Elevator stop	1	
-34	83260-03		** PLATE - Elevator stop	1	
-35	84244-02		** TEE - Tie down	1	
-36	84220-02		** DOUBLER - Frame	1	
-37	82535-02		* INTERCOSTAL - Sta. 282.001	1	
-38	84224-02		* TIE DOWN - Tail	1	
-39	82936-02		* CHANNEL - Trim support	1	

When ordering, always specify Part Number, Description, and Serial Number of Aircraft

Reissued: September 10, 2006

**PIPER AIRCRAFT
PA-46-310P/350P MALIBU
AIRPLANE PARTS CATALOG**

Figure and Index Number	Part Number	Code	Nomenclature	No. Req.	Serial Numbers Affected
12-40	82982-02		* BRACKET - Pulley trim	1	
-41	84225-02	B	* STRINGER - Aft fuselage, left	1	
	103066-02	C	* STRINGER - Aft fuselage, left	1	
	84225-03	B	* STRINGER - Aft fuselage, right	1	
	103066-03	C	* STRINGER - Aft fuselage, right	1	
-42	84227-02		* TEE ASSEMBLY - Aft fuselage, center	1	
-43	84233-02	B	* BRACKET ASSEMBLY - ELT support	1	
	406 824	B	** NUT PLATE	4	
	414 735	B	** SCREW - (MS-24693-C26)	4	
	484 970	B	** RIVET - 2/nutplate	8	
-43a	89623-03	C	* SUPPORT ASSEMBLY -ELT/Ballast weight	1	
-43b	84233-04	C	** BRACKET ASSEMBLY - Support	1	
-43c	463 428	C	** GROMMET - Fwd Hole	1	
-43d	89622-02	C	** DOUBLER	1	
-43e	89626-03	C	** TRAY ASSEMBLY	1	
-43f	406 829	C	*** NUTPLATE	4	
-43g	484 970	C	*** RIVET - 2/nutplate	8	
-43h	89499-02	C	* WEIGHT ASSEMBLY - Counter Ballast, tail	1	
-43i	89499-03	C	** WEIGHT - Lead	1	
-43j	86102-119	C	*** BUSHING	4	
-43k	410 027	C	** SCREW - (MS-24694-C66)	4	
-44	84229-02		* TEE ASSEMBLY - Access skin	1	
-45	84679-02		* DOUBLER - Skin, fin spar cutout	1	
-46	84247-02		* STRAP ASSEMBLY - Access skin	1	
-47	84212-02		* STRAP ASSEMBLY - Access skin	1	
-48	84221-02		* STRAP ASSEMBLY - Frame, Sta. 326.005	1	
-49	84242-02		* DOUBLER - Skin, stabilizer attachment	2	
-50	84222-02		FITTING - Stringer, left	1	
	84222-03		FITTING - Stringer, right	1	
-51	84225-04		STRINGER - Aft fuselage, left	1	
	84225-05		STRINGER - Aft fuselage, right	1	
-52	84225-06		SPLICE - Stringer, left	1	
	84225-07		SPLICE - Stringer, right	1	
-53	85072-02	A	BRACKET ASSEMBLY - Support, hydraulic pump, outboard, B.L. 8.125	1	4608008 and up
-54	85073-02	A	BRACKET ASSEMBLY - Support, hydraulic pump, inboard, B.L. 3.975	1	4608008 and up

When ordering, always specify Part Number, Description, and Serial Number of Aircraft

PIPER AIRCRAFT
PA-46-310P/350P MALIBU
AIRPLANE PARTS CATALOG

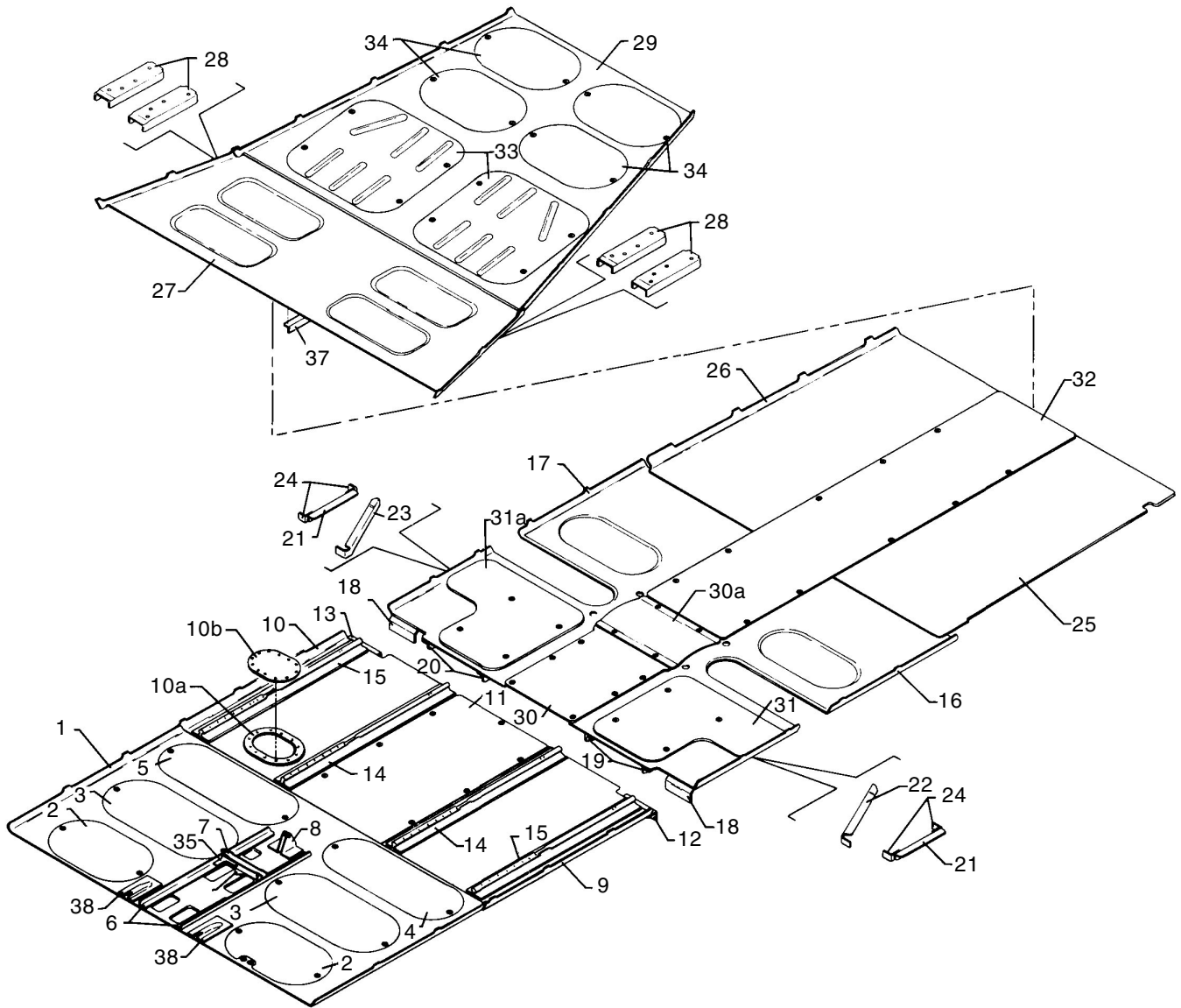


Figure 13. Floorboard Installation

Reissued: September 10, 2006

**PIPER AIRCRAFT
PA-46-310P/350P MALIBU
AIRPLANE PARTS CATALOG**

CODE EXPLANATIONS FOR FIGURE 13

- A - Flooring is illustrated for S/N 46-8608001 thru 46-8608067 and 4608001 and up. Earlier models may look different.
- B - Used on PA-46-310P only.
- C - Used on PA-46-350P only.

PIPER AIRCRAFT PA-46-310P/350P MALIBU AIRPLANE PARTS CATALOG

Figure and Index Number	Part Number	Code	Nomenclature	No. Req.	Serial Numbers Affected
13-	84456		DRAWING - Forward Cockpit Floor Installation		
	84454		DRAWING - Aft Cockpit Floor Installation		
	82462		DRAWING - Floor Installation, Sta. 151.00 to 186.25		
	82543		DRAWING - Floor Installation, Sta. 186.25 to 218.62		
	82629	B	DRAWING - Floor Installation, Sta. 218.62 to 233.87		
	89971	C	DRAWING - Floor Installation, Sta. 218.62 to 233.87		
	82364		DRAWING - Baggage Floor Installation		
	84453		DRAWING - Cabin Floor Access Panel Installation		
-1	84457-02		FLOOR ASSEMBLY - Forward cockpit	1	
-2	82631-08		PANEL - Access	2	
-3	84174-05		COVER ASSEMBLY - Floor access, left	1	46-8408001 thru 4622002
	82631-10	C	COVER ASSEMBLY - Floor access, left	1	4622003 and up
	82631-04		COVER ASSEMBLY - Floor access, right	1	46-8408001 thru 4622002
	82631-12	C	COVER ASSEMBLY - Floor access, right	1	4622003 and up
-4	84477-02	C	COVER - Floor access, left	1	
-5	84477-02	C	COVER - Floor access, right	1	
-6	84474-02		ANGLE - Console attachment, left	1	
	84475-02		ANGLE - Console attachment, right	1	
-7	82984-02		CHANNEL - Forward cockpit floor	1	
-8	84118-02		BRACKET - Lever, alternate air, left	1	
	84118-03		BRACKET - Lever, alternate air, right	1	
-9	84455-02		FLOOR ASSEMBLY - Aft cockpit, left	1	
-10	84455-03		FLOOR ASSEMBLY - Aft cockpit, right	1	
-10a	83059-06		* DOUBLER ASSEMBLY - Wing, inboard	1	
-10b	83058-02		* COVER ASSEMBLY - Emergency gear access	1	
-11	84454-03		* PANEL ASSEMBLY - Access	1	
-12	84458-02		* ANGLE - Floor support, left	1	
-13	84458-03		* ANGLE - Floor support, right	1	
-14	84487-02		* TRACK - Seat	2	
-15	84487-03		* TRACK - Seat	2	
-16	82349-02	A	FLOOR ASSEMBLY - Sta. 151.00 to 186.25, left	1	46-8408001 thru 46-8508109
	82349-06		FLOOR ASSEMBLY - Sta. 151.00 to 186.25, left	1	46-8608001 thru 46-8608067 and 4608001 and up
-17	82349-03	A	FLOOR ASSEMBLY - Sta. 151.00 to 186.25, right	1	46-8408001 thru 46-8508109
	82349-08		FLOOR ASSEMBLY - Sta. 151.00 to 186.25, right	1	46-8608001 thru 46-8608067 and 4608001 and up
-18	82542-02		ANGLE - Floor support	2	
-19	84890-02		ANGLE ASSEMBLY - Cabinet support	2	
-20	84890-03		ANGLE ASSEMBLY - Cabinet support	2	
-21	84892-02		ANGLE ASSEMBLY - Cabinet support, left	1	
	84892-03		ANGLE ASSEMBLY - Cabinet support, right	1	
-22	84937-02		ANGLE ASSEMBLY - Cabinet support, left	1	
-23	84937-03		ANGLE ASSEMBLY - Cabinet support, right	1	
-24	84893-02		CLIP - Cabinet support	4	
-25	82544-02		FLOOR ASSEMBLY - Sta. 186.25 to 218.62, left	1	
-26	84451-02		FLOOR ASSEMBLY - Sta. 186.25 to 218.62, right	1	
-27	82646-02	B	FLOOR - Sta. 218.62 to 233.87	1	
	89972-02	C	FLOOR - Sta. 218.62 to 233.87	1	
-28	82647-02		CHANNEL - Seat support, left	2	
	82647-03		CHANNEL - Seat support, right	2	
-29	83630-02		FLOOR ASSEMBLY - Aft baggage	1	
-30	84453-07	A	PANEL ASSEMBLY - Cabin floor access, Sta. 151.00 to wing aft carry-through	1	46-8408001 thru 46-8508109
	84453-10		PANEL ASSEMBLY - Cabin floor access, Sta. 151.00 to 165.50	1	46-8608001 thru 46-8608067 and 4608001 and up
-30a	84453-12		PANEL ASSEMBLY - Cabin floor access, Sta. 165.50 to wing aft carry-through	1	46-8608001 thru 46-8608067 and 4608001 and up

When ordering, always specify Part Number, Description, and Serial Number of Aircraft

Reissued: September 10, 2006

**PIPER AIRCRAFT
PA-46-310P/350P MALIBU
AIRPLANE PARTS CATALOG**

Figure and Index Number	Part Number	Code	Nomenclature	No. Req.	Serial Numbers Affected
13-31	84453-04		PANEL - Cabin floor access, left	1	
-31a	84453-04	A	PANEL - Cabin floor access, right	1	46-8408001 thru 46-8508109
	85119-02		COVER ASSEMBLY - Cabin floor access, right	1	46-8608001 thru 46-8608067 and 4608001 and up
-32	84453-08		PANEL ASSEMBLY - Cabin floor access	1	
-33	82631-09		PANEL ACCESS	2	
-34	82631-02		PANEL ASSEMBLY - Access	4	
-35	83315-02		CLIP - Elevator downspring	1	
-36	83317-02		BRACKET - Elevator downspring	1	
-37	82258-02		ANGLE - Floor	1	
-38	83309-02		COVER - Aileron pulley	2	

When ordering, always specify Part Number, Description, and Serial Number of Aircraft

**PIPER AIRCRAFT
PA-46-310P/350P MALIBU
AIRPLANE PARTS CATALOG**

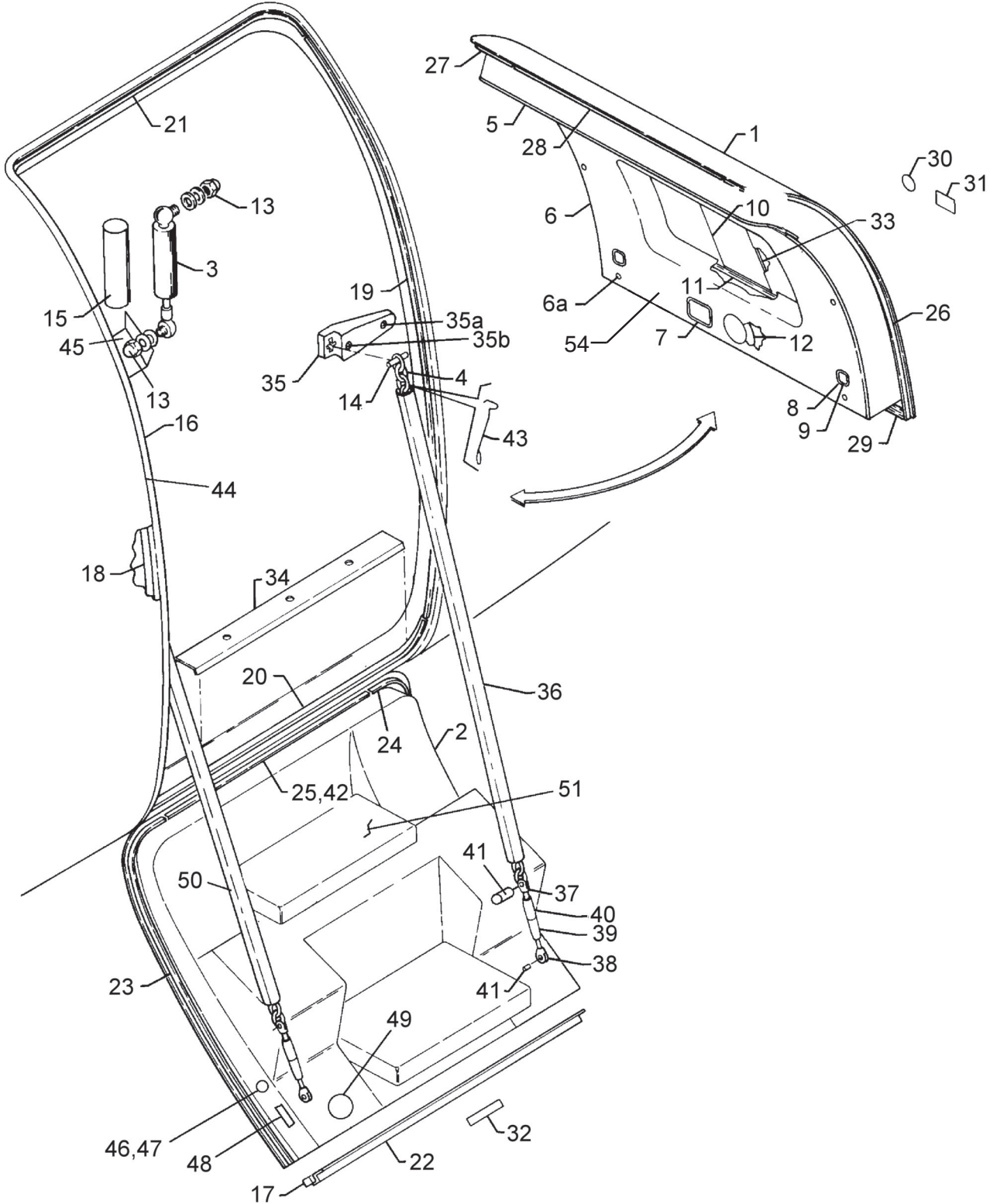


Figure 14. Cabin Entrance Door Installation

Reissued: September 10, 2006

**PIPER AIRCRAFT
PA-46-310P/350P MALIBU
AIRPLANE PARTS CATALOG**

CODE EXPLANATIONS FOR FIGURE 14

- A - See Figure 15 for component parts.
- B - See Figure 16 for component parts.
- C - When ordering, specify color.
- D - PA-46-310P only.
- E - PA-46-350P only.

**PIPER AIRCRAFT
PA-46-310P/350P MALIBU
AIRPLANE PARTS CATALOG**

Figure and Index Number	Part Number	Code	Nomenclature	No. Req.	Serial Numbers Affected
14-	82700	D	DRAWING - Cabin Door Installation		
	89578	E	DRAWING - Cabin Door Installation		
	82669	D	DRAWING - Upper Cabin Door Trim Installation		
	89577	E	DRAWING - Upper Cabin Door Trim Installation		
	89574	E	DRAWING - Lower Cabin Door Trim Installation		
	82742		DRAWING - Cabin Door Seal Installation		
-1	82670-02	A,D	DOOR ASSEMBLY - Cabin, upper	1	
	89970-02	A,E	DOOR ASSEMBLY - Cabin, upper	1	
-2	82705-02	B,D	DOOR ASSEMBLY - Cabin, lower (complete)	1	
	89570-02	B,E	DOOR ASSEMBLY - Cabin, lower (complete)	1	
-3	689 701		DOOR HOLDER ASSEMBLY - Cabin (980162-502)	1	
-4	82700-04		CHAIN - Cabin door	2	
-5	84936-02	D	PANEL ASSEMBLY - Door trim, upper	1	
	89544-03	E	PANEL ASSEMBLY - Entry door top	1	
-6	82669-03	D	TRIM ASSEMBLY - Cabin door, top	1	46-8408001 thru 46-8408087
	82669-10	D	TRIM ASSEMBLY - Cabin door, top	1	46-8508001 thru 46-8608067, 4608008 and up
-6a	654 102	D	CLIP - Trim assembly, cabin door	4	46-8408001 and up
-7	84972-02		TRIM - Lock	1	
-8	84973-02	D	TRIM - Signal	2	
-9	84976-02	D	WINDOW - Signal	2	
	89597-06	E	BEZEL & WINDOW ASSY - Cabin door latching signal	2	
-10	84772-02		CURTAIN ASSEMBLY - Cabin door	2	
-11	84755-02		TRACK - Curtain	2	
-12	84935-02		WASHER - Handle, upper door	1	
-13	506 642		NUT - Cap (MS24680-6)	2	
	407 137		WASHER - Lock (AN936-A516)	2	
	407 566		WASHER - (AN960-516)	2	
-14	680 709		PIN	2	
-15	82700-06		COVER - Gas spring	1	
-16	82780-02		SEAL - Cabin door	1	
-17	82780-03	D	SEAL - Cabin door	1	
	82780-09	E	SEAL ASSEMBLY - Cabin door	1	
	82780-06	E	* SEAL - Cabin door	1	
	82780-10	E	* SEAL FLAP	2	
	82780-07	E	* PLUG	2	
-18	82742-03		ANGLE - Cabin door seal	1	
-19	82742-04		ANGLE - Cabin door seal	1	
-20	82742-05		ANGLE - Cabin door seal	1	
-21	82742-06		ANGLE - Cabin door seal	1	
-22	82742-07		ANGLE - Cabin door seal	1	
-23	82742-08		ANGLE - Cabin door seal	1	
-24	82742-09		ANGLE - Cabin door seal	1	
-25	82742-10		ANGLE - Cabin door seal	1	
-26	82742-11		ANGLE - Cabin door seal	1	
-27	82742-12		ANGLE - Cabin door seal	1	
-28	82742-13		ANGLE - Cabin door seal	1	
-29	82742-14		ANGLE - Cabin door seal	1	
-30	84967-19		DECAL - Door open	1	
-31	84967-20		DECAL - Upper door open-close	1	
-32	84967-21		DECAL - Lower door open-close	1	
-33	84772-14		ROD - Curtain, cabin door	1	
-34	85014-02	D	SILL - Cabin door	1	
	89514-07	E	THRESHOLD - Cabin door entrance (inscribed with "Mirage")	1	
	89514-08	E	ANGLE - threshold, reinforcing	1	
	89514-09	E	PLATE - threshold, reinforcing	1	
	104351-04	E	SPACER - use under the threshold	1	

When ordering, always specify Part Number, Description, and Serial Number of Aircraft

Reissued: September 10, 2006

**PIPER AIRCRAFT
PA-46-310P/350P
AIRPLANE PARTS CATALOG**

Figure and Index Number	Part Number	Code	Nomenclature	No. Req.	Serial Numbers Affected
14-35	84770-02		FITTING - Chain, forward, Sta. 189.60	1	
	84770-03		FITTING - Chain, aft, Sta. 214.90	1	
-35a	418 650		SCREW - (MS24678-11)	2	
-35b	418 654		SCREW - (MS24678-15)	2	
-36	82700-05	C	COVER - Chain	2	
-37	459 966		CLEVIS	2	
-38	554 680		CLEVIS	2	
-39	554 979		CLIP	4	
-40	489 910		TURNBUCKLE	2	
-41	424 203		PIN	4	
	424 053		PIN	4	
-42	82248-02		ANGLE - Back up, cabin door seal	1	
-43	82700-07		STANDOFF - Cabin door chain	2	
-44	85009-03	D	WINDLACING ASSEMBLY	1	
	85009-07	D	COVER	1	
-45	82783-03	D	BRACKET	1	
	82783-07	E	BRACKET	1	
-46	89901-02	E	CHANNEL	1	
	89901-03	E	CHANNEL	1	
	89901-04	E	CHANNEL	1	
	411 502	E	SCREW	2	
	406 830	E	NUTPLATE	4	
-47	489 600	E	PULLEY	2	
	400 160	E	BOLT - (AN5-15)	2	
	690 644	E	WASHER - (NAS1149CO563R)	AR	
	89901-05	E	BRACKET - Pulley, forward	1	
	89901-06	E	BRACKET - Pulley, aft	1	
-48	489 601	E	PULLEY	2	
	89641-13	E	BOLT - (AN4-7A)	2	
	690 642	E	WASHER - (NAS1149CO432R)	AR	
	404 530	E	LOCKNUT - (MS21042-4)	2	
-49	687 667	E	NEGATOR SPRING MOTOR	2	
	411-539	E	SCREW - (MS35207-270)	2	
	407 800	E	WASHER - (AN970-3)	1	
-50	89630-04	E	CABLE ASSEMBLY - Cabin door lower forward	1	
	89630-05	E	CABLE ASSEMBLY - Cabin door lower aft	1	
-51	89574-19	E	COVER ASSEMBLY - Step tread	2	
-52	400 440	E	BOLT - (AN3-6A)	6	
-53	690 609	E	WASHER - (NAS1149FO332P)	1	
-54	86577-03	E	PANEL ASSEMBLY - Door cover	1	
	280 642	E	* COVER	1	
-55	89575-03	C	ENDCAP - Door bottom, left	1	
	89575-02	C	ENDCAP - Door, bottom, right	1	

When ordering, always specify Part Number, Description, and Serial Number of Aircraft

PIPER AIRCRAFT
PA-46-310P/350P MALIBU
AIRPLANE PARTS CATALOG

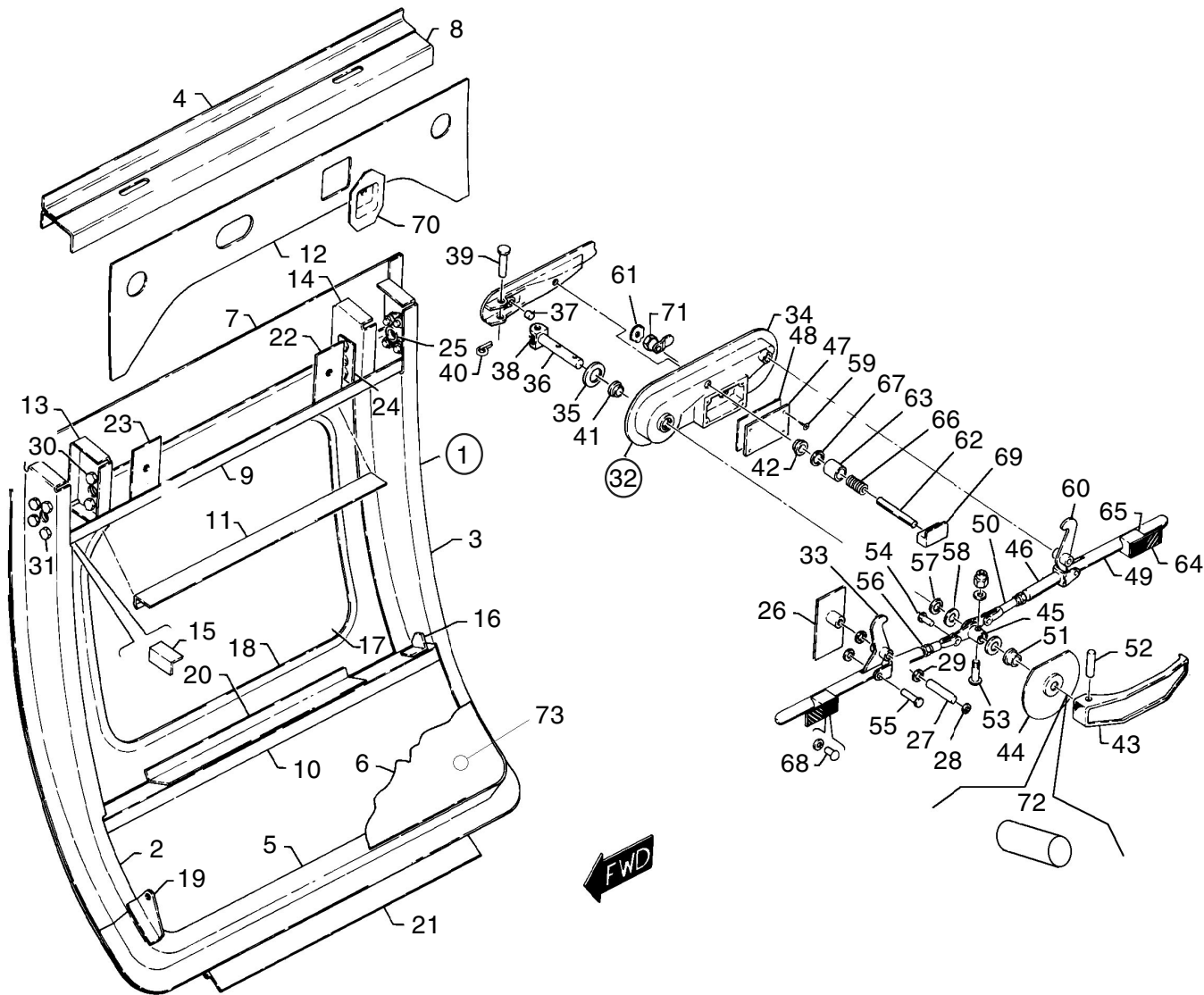


Figure 15. Upper Cabin Entrance Door Assembly

Reissued: September 10, 2006

**PIPER AIRCRAFT
PA-46-310P/350P MALIBU
AIRPLANE PARTS CATALOG**

CODE EXPLANATIONS FOR FIGURE 15

- A - If matching cabin door and baggage door locks are desired, order Part No. 83270-02.
- B - PA-46-310P only.
- C - PA-46-350P only.

PIPER AIRCRAFT

PA-46-310P/350P MALIBU

AIRPLANE PARTS CATALOG

Figure and Index Number	Part Number	Code	Nomenclature	No. Req.	Serial Numbers Affected
15-	82700		DRAWING - Cabin Door Installation		
	82689		DRAWING - Upper Cabin Door Latch Mechanism Installation		
	89578		DRAWING - Upper Cabin Door Installation		
-1	82670-02	B	DOOR ASSEMBLY - Cabin, upper	1	
	89970-02	C	DOOR ASSEMBLY - Cabin, upper	1	
-2	82677-02		* FRAME - Upper cabin door, Sta. 191.125	1	
-3	82671-02		* FRAME - Upper cabin door, Sta. 213.375	1	
-4	82685-02		* ANGLE - Upper cabin door	1	
-5	82674-02		* CORNERS - Upper cabin door	1	
-6	82670-03		* SKIN - Upper cabin door	1	
-7	82670-04		* SKIN - Upper cabin door	1	
-8	82676-02		* CHANNEL - Upper cabin door	1	
-9	82680-02		* CHANNEL - Upper cabin door	1	
-10	82688-02		* CHANNEL - Upper cabin door	1	
-11	83275-02		* ANGLE - Upper cabin door	1	
-12	82682-02		* DOUBLER - Upper cabin door	1	
-13	82683-02		* FRAME - Forward, upper cabin door	1	
-14	82687-02		* FRAME - Aft, upper cabin door	1	
-15	82699-02		* CLIP - Upper cabin door	4	
-16	82701-02		* CLIP - Upper cabin door	4	
-17	82342-02		* WINDOW - Upper cabin door	1	
-17b	89930-05		* REVEAL ASSEMBLY - Window trim	1	
-18	84684-02		* RETAINER - Window, cabin door	1	
-19	82783-02	B	* BRACKET - Upper cabin door	1	
	82783-06	C	* BRACKET - Upper cabin door	1	
-20	83276-02		* ANGLE - Upper cabin door	1	
-21	82706-06		* HINGE - Cabin door	1	
-22	82694-02		* SUPPORT - Door mechanism	1	
-23	82694-03		* SUPPORT - Door mechanism	1	
-24	82690-02		* PLATE - Bearing, door latch	2	
-25	82798-02		* BEARING - Door latch pin	2	
-26	82704-02		* SUPPORT - Door mechanism	1	
-27	82702-02		* PIN - Door mechanism	2	
-28	484 710		* RING	2	
-29	407 567		* WASHER - (AN960-616)	AR	
	407 587		* WASHER - (AN960-616L)	AR	
-30	401 266		* BOLT - (AN3-5A)	4	
	407 564		* WASHER - (AN960-10)	4	
	407 584		* WASHER - (AN960-10L)	4	
	404 887		* NUT - (MS20365-1032C)	4	
-31	410 058		* SCREW - (MS24694-S52)	4	
	407 564		* WASHER - (AN960-10)	4	
	404 887		* NUT - (MS20365-1032C)	4	
-32	82689-02	B	* LATCH MECHANISM ASSEMBLY - Upper cabin door	1	
	82689-04	C	* LATCH MECHANISM ASSEMBLY - Upper cabin door	1	
-33	82693-02		** HOOK ASSEMBLY - Door latch	1	
-34	84810-02	B	** HANDLE ASSEMBLY - Cabin door	1	
	84810-05	C	** HANDLE ASSEMBLY - Cabin door	1	
-35	84854-02		*** WASHER - Cabin door latch	1	
-36	84855-02	B	*** PIN - Cabin door latch	1	
	84555-03	C	*** PIN - Cabin door latch	1	
-37	84858-02	B	*** GUIDE - Cabin door latch	1	
	84858-03	C	*** GUIDE - Cabin door latch	1	
-38	84810-03		*** SPRING - Cabin door latch	2	
-39	424 189		*** PIN	1	
-40	424 051		*** COTTER PIN	1	

When ordering, always specify Part Number, Description, and Serial Number of Aircraft

Reissued: September 10, 2006

**PIPER AIRCRAFT
PA-46-310P/350P MALIBU
AIRPLANE PARTS CATALOG**

Figure and Index Number	Part Number	Code	Nomenclature	No. Req.	Serial Numbers Affected
15-41	553 577		*** BUSHING	1	
-42	82630-10		*** BEARING - Shoulder	1	
-43	84762-02	B	** HANDLE - Inside	1	
	84762-04	C	** HANDLE - Inside	1	
-44	84853-02		** SUPPORT - Door handle	1	
-45	82696-02		** BELLCRANK ASSEMBLY - Door latch	1	
-46	82775-02	B	** CLEVIS ASSEMBLY - Door latch	2	
	82775-06	C	** CLEVIS ASSEMBLY - Door latch	2	
	82775-07	C	** CLEVIS ASSEMBLY - Door latch, right	1	
-47	84856-02		** PLATE - Cabin door latch	1	
-48	84857-02		** GASKET - Cabin door latch	1	
-49	82691-02		** PIN - Door latch	2	
-50	454 901		** CLEVIS	2	
-51	553 586		** BUSHING	1	
-52	480 690		** PIN - Roll	1	
-53	400 868		** BOLT - (AN23-16A)	1	
	407 564		** WASHER - (AN960-10)	1	
	404 887		** NUT - (MS20365-1032C)	1	
-54	424 174		** PIN	2	
	407 584		** WASHER - (AN960-10L)	2	
	424 051		** COTTER PIN	2	
-55	424 179		** PIN	2	
	407 584		** WASHER - (AN960-10L)	2	
	424 051		** COTTER PIN	2	
-56	404 322		** NUT - (AN316-4R)	2	
-57	485 003		** O-RING	1	
-58	407 589		** WASHER - (AN960-816L)	2	
-59	415 513		** SCREW - (MS35206-226)	4	
-60	82693-03		** HOOK ASSEMBLY - Door latch	1	
-61	82247-02		** WASHER - Cabin door lock	1	
-62	84969-02		* PIN ASSEMBLY - Lock	1	
-63	82695-84		* SPACER - Door lock	1	
-64	84974-03		* PLATE ASSEMBLY - Signal, door lock	2	
-65	84975-03		* BLOCK - Signal, door lock, forward	1	
	84975-05		* BLOCK - Signal, door lock, aft	1	
-66	687 206		* SPRING	1	
-67	484 818		* O-RING	1	
-68	415 495		* SCREW - (MS35206-230)	2	
	407 133		* WASHER - (AN936-A6)	2	
-69	84968-02	B	* HANDLE - Lock	1	
	89634-02	C	* KNOB - Upper door lock	1	
-70	84970-02		* CUP ASSEMBLY - Lock	1	
-71	83270-03	A	* LOCK - Cabin door	1	
-72	89549-02	C	* FERRULE	1	
-73	581 928		* BUTTON - Plug	AR	

When ordering, always specify Part Number, Description, and Serial Number of Aircraft

PIPER AIRCRAFT
PA-46-310P/350P MALIBU
AIRPLANE PARTS CATALOG

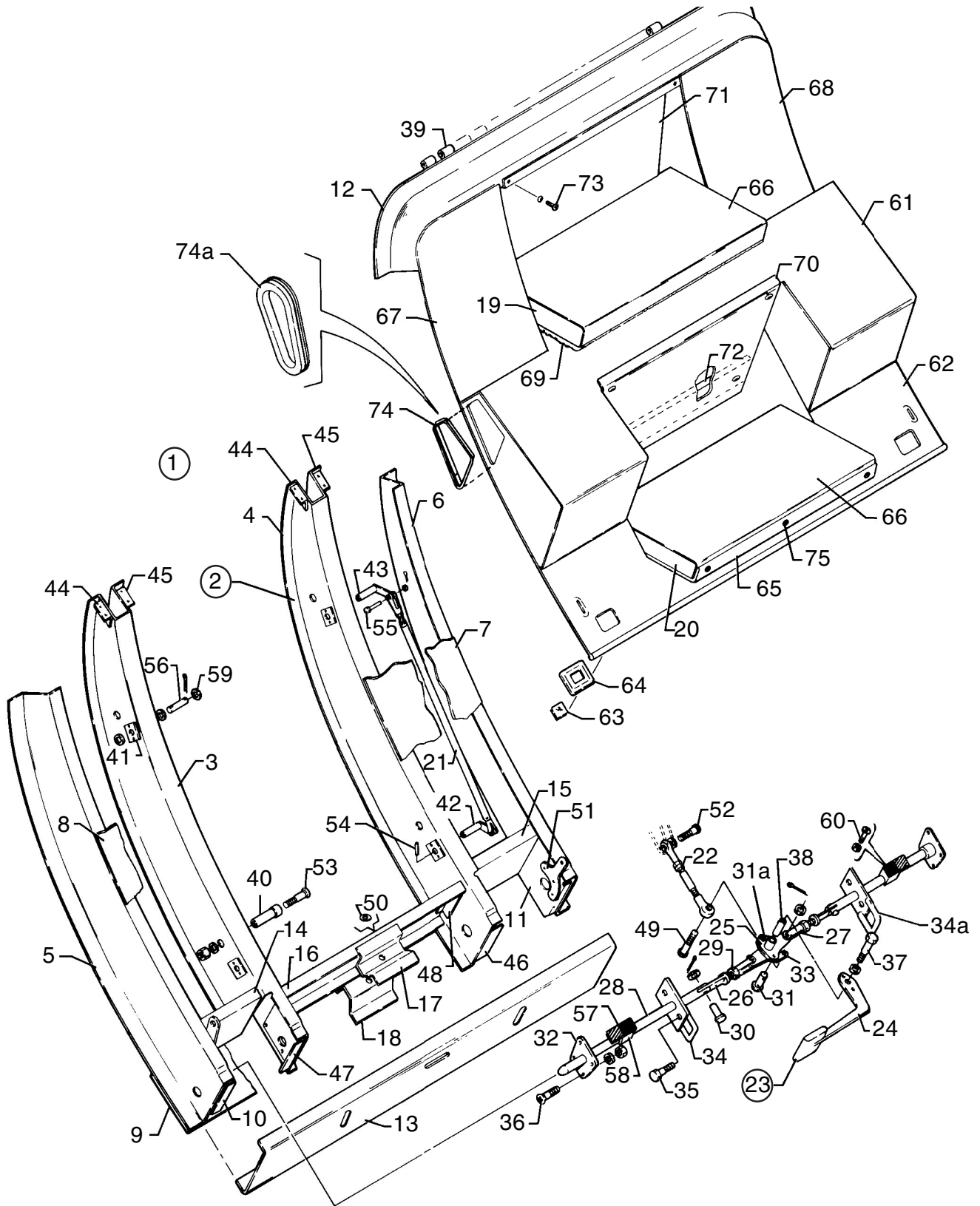


Figure 16. Lower Cabin Entrance Door Assembly

Reissued: September 10, 2006

**PIPER AIRCRAFT
PA-46-310P/350P MALIBU
AIRPLANE PARTS CATALOG**

CODE EXPLANATIONS FOR FIGURE 16

- A - When ordering, specify color dark blue, dark saddle, dark carmine, or dark cedar.
- B - When ordering, specify color dark blue, sandalwood, dark carmine, dark cedar, or dark saddle.
- C - When ordering, specify color red, blue, brown, or buckskin.
- D - When ordering, specify color of step cover, safety step tread, lower door duct, and lower door carpet.
- E - Used with S/N 46-8508023 thru 46-8608067 and up and when Kit 765 139 has been installed in S/N 46-8408001 thru 46-8508022.
- F - PA-46-310P only.
- G - PA-46-350P only.

PIPER AIRCRAFT

PA-46-310P/350P MALIBU

AIRPLANE PARTS CATALOG

Figure and Index Number	Part Number	Code	Nomenclature	No. Req.	Serial Numbers Affected
16-	82700	F	DRAWING - Cabin Door Installation		
	89578	G	DRAWING - Cabin Door Installation		
	82735		DRAWING - Lower Cabin Door Latch Mechanism Installation		
	89598		DRAWING - Latch Mechanism Installation		
-1	82705-02	D	DOOR ASSEMBLY - Cabin, lower (complete)	1	
-2	82706-02	F	* DOOR ASSEMBLY - Cabin, lower	1	
	89570-02	G	* DOOR ASSEMBLY - Bottom cabin door	1	
-3	82709-02		** FRAME - Lower cabin door, forward	1	
-4	82707-02		** FRAME - Lower cabin door, aft	1	
-5	82719-02		** FRAME - Lower cabin door, Sta. 190.65	1	
-6	82717-02		** FRAME - Lower cabin door, Sta. 213.85	1	
-7	82706-03		** SKIN - Lower cabin door	1	
-8	82706-04		** SKIN - Lower cabin door	1	
-9	82706-05		** SKIN - Lower cabin door	1	
-10	82727-02	F	** FRAME - Lower cabin door	1	
-11	82745-02	F	** FRAME - Lower cabin door	1	
-11a	89596-02	G	** SHAFT - Cabin door retractor reel	1	
-11b	89596-03	G	** SUPPORT PLATE - Cabin door retractor reel	1	
-11c	89573-06	G	** BRACKET - Duct assembly, lower door	2	
-12	82712-02		** CORNERS - Lower cabin door	1	
-13	82708-02		** CHANNEL - Lower cabin door	1	
-14	82715-02		** CHANNEL - Lower cabin door	1	
-15	82721-02		** CHANNEL - Lower cabin door	1	
-16	82714-02		** CHANNEL - Lower cabin door	1	
-17	82724-02	F	** SUPPORT - Inboard, lower cabin door	1	
-18	82722-02		** SUPPORT ASSEMBLY - Outboard, lower cabin door	1	
-19	82665-02	F	** STEP ASSEMBLY - Lower cabin door	1	
	82665-10	G	** STEP ASSEMBLY - Lower cabin door	1	
	83272-02	G	** BRACKET ASSEMBLY - Step assembly	1	
-20	82665-08	F	** STEP ASSEMBLY - Lower cabin door	1	
	83272-02	G	** BRACKET ASSEMBLY - Step assembly	1	
-21	83277-02		** TUBE ASSEMBLY - Step actuator	1	
-22	83274-02		** ROD ASSEMBLY - Step actuator	1	
-23	82735-03	F	** LATCH MECHANISM ASSEMBLY - Lower cabin door	1	
	89598-03	G	** LATCH MECHANISM ASSEMBLY - Lower cabin door	1	
-24	82737-02		*** HANDLE - Lower cabin door	1	46-8408001 and up, 4622001 thru 4622171
	82737-04		*** HANDLE - Lower cabin door	1	4622172, and up
-25	82738-02		*** BELLCRANK ASSEMBLY - Door latch	1	
-26	82740-02		*** CLEVIS END - Door latch	2	
-27	454 901		*** CLEVIS - Rod end	2	
-28	82774-02		*** PIN - Door latch	2	
-29	404 322		*** NUT - (AN316-4R)	2	
-30	424 177		*** PIN	2	
	407 584		*** WASHER - (AN960-10L)	2	
	424 051		*** COTTER PIN	2	
-31	424 174		*** PIN	2	
	407 584		*** WASHER - (AN960-10L)	2	
	424 051		*** COTTER PIN	2	
-31a	415 323		*** SCREW - (MS27039-1-13)	2	
	82695-74		*** BUSHING	2	
	407 564		*** WASHER - (AN960-10)	2	
	407 584		*** WASHER - (AN960-10L)	2	
	404 887		*** NUT - (MS20365-1032C)	2	
-32	82798-02		** BEARING - Door latch pin	2	
-33	83271-02		** ARM - Step actuator	1	

When ordering, always specify Part Number, Description, and Serial Number of Aircraft

Reissued: September 10, 2006

**PIPER AIRCRAFT
PA-46-310P/350P MALIBU
AIRPLANE PARTS CATALOG**

Figure and Index Number	Part Number	Code	Nomenclature	No. Req.	Serial Numbers Affected
16-34	82741-02	F	** PLATE ASSEMBLY - Door latch, forward	1	
	101286-02	G	** PLATE ASSEMBLY - Door latch, forward	1	
-34a	82741-06	F	** PLATE ASSEMBLY - Door latch, rear	1	
	101286-03	G	** PLATE ASSEMBLY - Door latch, rear	1	
-35	401 266		** BOLT - (AN3-5A)	4	
	407 564		** WASHER - (AN960-10)	4	
	404 887		** NUT - (MS20365-1032C)	4	
	506 549	G	** NUTPLATE - (MS21059L3)	4	
-36	410 040		** SCREW - (MS24694-S52)	4	
	407 564		** WASHER - (AN960-10)	4	
	404 887		** NUT - (MS20365-1032C)	4	
-37	401 318		** BOLT - (AN4-20A)	1	
	407 565		** WASHER - (AN960-416)	2	
	407 587		** WASHER - (AN960-616L)	AR	
-38	82695-04		** BUSHING	1	
-39	82706-06		** HINGE - Cabin door	1	
-40	82678-02	F	** STOP - Cabin door step	5	
	82678-03	G	** STOP - Cabin door step	5	
-41	82720-02		** PLATE - Step support	8	
-42	83269-02		** PIN - Hinge, step	1	
-43	83269-03		** PIN - Hinge, step	1	
-44	82698-02		** CLIP - Lower cabin door	2	
-45	82698-03		** CLIP - Lower cabin door	2	
-46	82728-02		** DOUBLER - Lower cabin door	1	
-47	82728-03		** DOUBLER - Lower cabin door	1	
-48	82729-02		** CLIP - Lower cabin door	1	
-49	411 535		** SCREW - (MS35207-266)	1	
	585 043		** SPACER	4	
	404 835		** NUT - (MS20365-1032C)	1	
-50	62833-14		** WASHER	1	
-51	84825-02		** LUG - Chain support	2	
-52	415 323		** SCREW - (MS27039-1-13)	1	
	407 564		** WASHER - (AN960-10)	AR	
	407 584		** WASHER - (AN960-10L)	AR	
-53	415 365		** SCREW - (MS27039-4-31)	5	
	407 561		** WASHER - (AN960-4)	5	
	404 888		** NUT - (MS20365-428)	5	
-54	480 584		** PIN	2	
	480 727		** PIN	2	
-55	424 174		** PIN	2	
	407 584		** WASHER - (AN960-10L)	6	
	424 051		** COTTER PIN	2	
-56	83268-02		** PIN - Hinge, step	2	
-57	84974-03		** PLATE ASSEMBLY - Indicator, door lock	2	
-58	84975-04		** BLOCK - Signal, door lock, forward	1	
	84975-02		** BLOCK - Signal, door lock, aft	1	
-59	407 567		** WASHER - (AN960-616)	AR	
	407 587		** WASHER - (AN960-616L)	AR	
	424 052		** COTTER PIN	4	
-60	415 495		** SCREW - (MS35206-230)	2	
	407 133		** WASHER - (AN936-A6)	2	
-61	84834-02	B	* DUCT ASSEMBLY - Lower cabin door, complete	1	46-8408001 thru 46-8508022
	84834-06	B,E	* DUCT ASSEMBLY - Lower cabin door, complete	1	46-8508023 thru 46-8608067 and 4608001 thru 4608140
	89568-02	G	* DUCT ASSEMBLY - Bottom cabin door	1	
-62	84837-06		METAL PANEL	1	
	84837-02		COMPLETE PANEL WITH MATERIAL COVER - Color req.	1	
	84837-04		MATERIAL COVER - Color req.	1	
	84916-02		WELT - Color req.	1	

When ordering, always specify Part Number, Description, and Serial Number of Aircraft

**PIPER AIRCRAFT
PA-46-310P/350P
AIRPLANE PARTS CATALOG**

Figure and Index Number	Part Number	Code	Nomenclature	No. Req.	Serial Numbers Affected
16-63	84976-02		** WINDOW - Signal, lower door trim	2	
-64	84973-02		** TRIM - Signal, lower door trim	2	
-65	84898-02	B	* COVER ASSEMBLY - Step	1	
	85108-02	B	* COVER ASSEMBLY - Step	1	46-8508001 thru 46-8608067 and 4608001 and up
-66	84926-02	C	* TREAD - Step, safety	2	
-67	84923-02	A	* CARPET - Lower door trim, forward	1	
-68	84923-03	A	* CARPET - Lower door trim, aft	1	
-69	84924-02	A	* CARPET - Step, lower door trim	1	
-70	84920-02	F	* CLOSEOUT - Step, lower	1	
	89633-02	G	* CLOSEOUT - Step, bottom	1	
-71	84922-02		* CLOSEOUT - Step, upper	1	
-72	84818-02		* CHANNEL - Closeout	1	
-73	419 624		* SCREW - Closeout attachment	8	
	494 003		* WASHER	8	
-74	85051-02	F	* GASKET - Door duct	2	46-8408001 thru 46-8508022
	84867-02	G	* GASKET - Door duct	2	
-74a	84867-02	E	* SEAL - Door duct	2	
	89574-21	G	* SEAL - Door duct	2	
-75	419 709		* SCREW - Lower step cover attachment	3	46-8408047 thru 46-8608067 and 4608001 and up
	494 008		* WASHER	3	46-8408047 thru 46-8608067 and 4608001 and up
-76	89631-00	G	* PULLEY - Special, lower cabin door	1	
-77	89632-02	G	* T-HANDLE - Lower cabin door	1	
-78	89696-02	G	* EYE BOLT - cabin door return	1	

When ordering, always specify Part Number, Description, and Serial Number of Aircraft

Reissued: September 10, 2006

**PIPER AIRCRAFT
PA-46-310P/350P MALIBU
AIRPLANE PARTS CATALOG**

THIS PAGE INTENTIONALLY LEFT BLANK

**PIPER AIRCRAFT
PA-46-310P/350P MALIBU
AIRPLANE PARTS CATALOG**

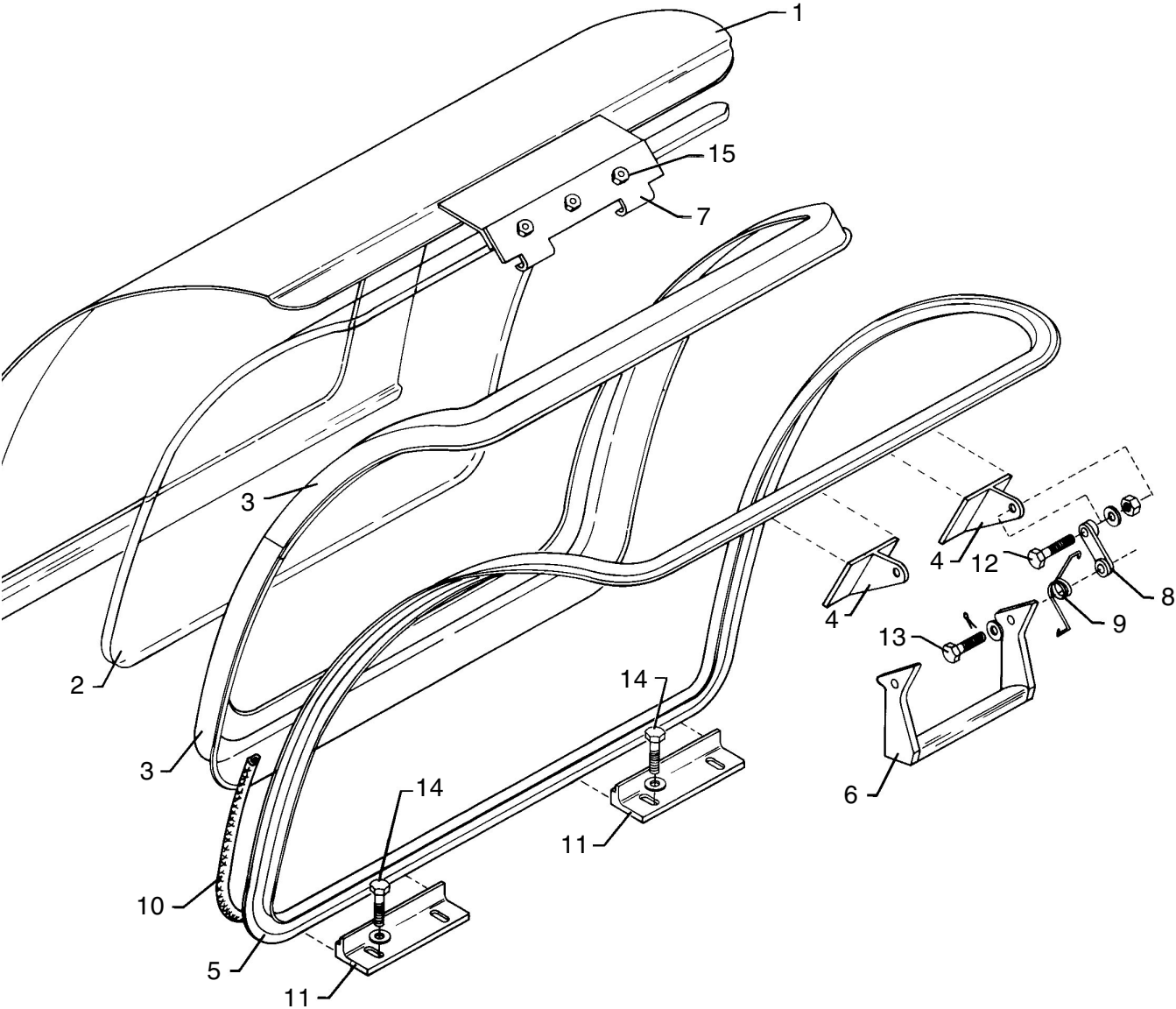


Figure 17. Emergency Door Installation

Reissued: September 10, 2006

**PIPER AIRCRAFT
PA-46-310P/350P MALIBU
AIRPLANE PARTS CATALOG**

CODE EXPLANATIONS FOR FIGURE 17

**PIPER AIRCRAFT
PA-46-310P/350P MALIBU
AIRPLANE PARTS CATALOG**

Figure and Index Number	Part Number	Code	Nomenclature	No. Req.	Serial Numbers Affected
17-	82219		DRAWING - Emergency Door Installation		
-1	82650-800		DOOR ASSEMBLY - Emergency	1	
-2	82399-02		* WINDOW - Emergency door	1	
-3	84688-02		* RETAINER - Window, upper	1	
	84688-03		* RETAINER - Window, lower	1	
-4	82787-02		* FITTING - Emergency door latch	2	
-5	82654-02		* SEAL RETAINER - Emergency door	1	
-6	82785-02		HANDLE - Emergency door latch	1	
-7	82265-02		CATCH ASSEMBLY - Emergency door handle	1	
-8	82784-02		LINK ASSEMBLY - Emergency door handle	2	
-9	49445-02		SPRING - Door handle, forward	1	
	49445-03		SPRING - Door handle, aft	1	
-10	83267-02		SEAL - Emergency door	1	
-11	82219-03		STOP - Emergency door	2	
-12	400 441		BOLT - (AN3-7A)	2	
	407 564		WASHER - (AN960-10)	2	
	407 584		WASHER - (AN960-10L)	2	
	404 887		NUT - (MS20365-1032C)	2	
-13	400 053		BOLT - (AN3-6)	2	
	407 584		WASHER - (AN960-10L)	2	
	424 051		COTTER PIN	2	
-14	401 266		BOLT - (AN3-5A)	4	
	407 584		WASHER - (AN960-10L)	4	
-15	416 785		SCREW - (MS24693S272)	3	
	494 037		WASHER - (under head)	3	
	407 584		WASHER - (AN960-10L)	3	

When ordering, always specify Part Number, Description, and Serial Number of Aircraft

Reissued: September 10, 2006

**PIPER AIRCRAFT
PA-46-310P/350P MALIBU
AIRPLANE PARTS CATALOG**

THIS PAGE INTENTIONALLY LEFT BLANK

PIPER AIRCRAFT
PA-46-310P/350P MALIBU
AIRPLANE PARTS CATALOG

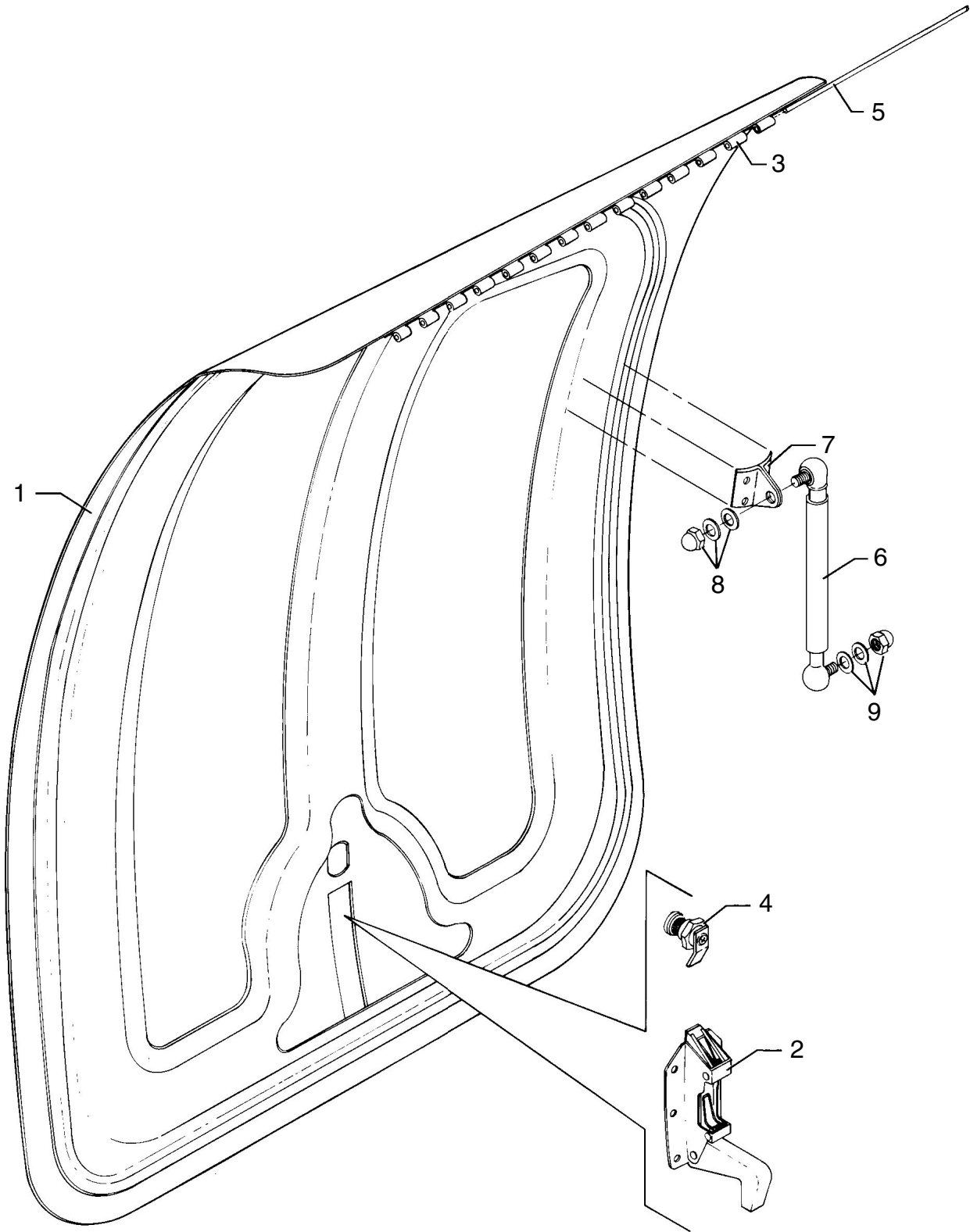


Figure 18. Forward Baggage Door Assembly

Reissued: September 10, 2006

**PIPER AIRCRAFT
PA-46-310P/350P MALIBU
AIRPLANE PARTS CATALOG**

CODE EXPLANATIONS FOR FIGURE 18

A - If matching cabin door and baggage door locks are desired, order Part No. 83270-02.

**PIPER AIRCRAFT
PA-46-310P/350P MALIBU
AIRPLANE PARTS CATALOG**

Figure and Index Number	Part Number	Code	Nomenclature	No. Req.	Serial Numbers Affected
18-1	84486-02		DOOR ASSEMBLY - Forward baggage	1	
-1a	84486-03		* SKIN	1	
-1b	84486-04		* PAN	1	
-2	472 203		* LATCH ASSEMBLY - Baggage door	1	
-3	82456-03		* HINGE HALF - Baggage door	1	
-4	83270-04	A	LOCK - Baggage door	1	
-4a	84486-07		LOCK GUARD	1	4622001 and up
-5	84500-02		PIN - Hinge	1	
-6	585 231		SPRING - Gas	1	
-7	83703-02		CLIP	2	
-8	506 642		NUT - (MS24680-6)	1	
	407 045		WASHER - (MS35338-45)	1	
	690 628		WASHER - (NAS1149FO563P)	1	
-9	506 642		NUT - (MS24680-6)	1	
	408 045		WASHER - (MS35333-41)	1	
	407 566		WASHER - (AN960-516)	1	

When ordering, always specify Part Number, Description, and Serial Number of Aircraft

Reissued: September 10, 2006

**PIPER AIRCRAFT
PA-46-310P/350P MALIBU
AIRPLANE PARTS CATALOG**

THIS PAGE INTENTIONALLY LEFT BLANK

**PIPER AIRCRAFT
PA-46-310P/350P MALIBU
AIRPLANE PARTS CATALOG**

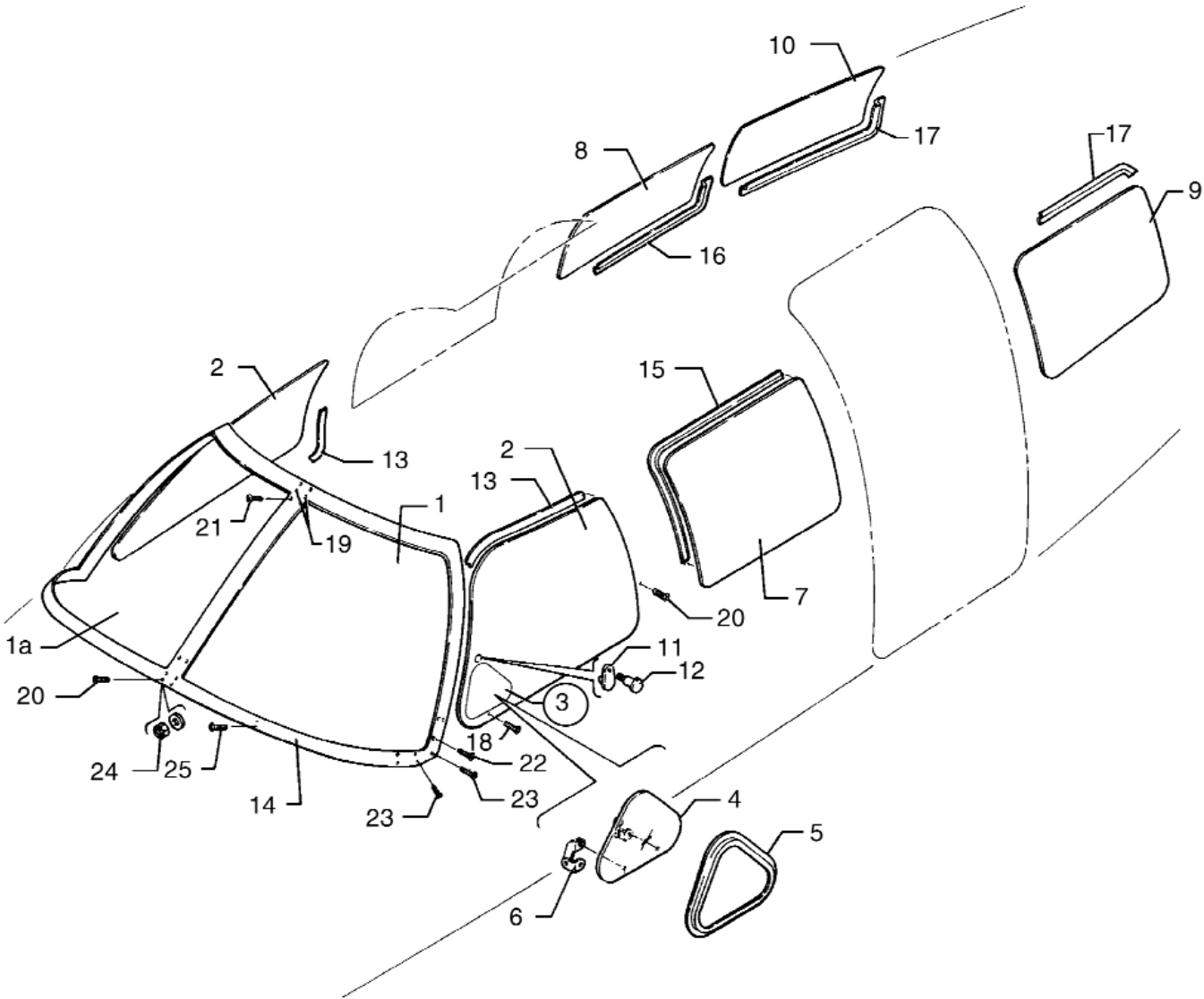


Figure 19. Fuselage Enclosure Installation

Reissued: September 10, 2006

**PIPER AIRCRAFT
PA-46-310P/350P MALIBU
AIRPLANE PARTS CATALOG**

CODE EXPLANATIONS FOR FIGURE 19

- A - PA-46-310P only.
- B - PA-46-350P only.

**PIPER AIRCRAFT
PA-46-310P/350P MALIBU
AIRPLANE PARTS CATALOG**

Figure and Index Number	Part Number	Code	Nomenclature	No. Req.	Serial Numbers Affected
19-	82288 82326		DRAWING - Windshield and Pilot's Window Installation DRAWING - Cabin Window Installation		
-1	82280-02	A	WINDSHIELD - Left	1	
	82280-04	B	WINDSHIELD - Left, heated	1	4622001 thru 4622171
	494-782	B	WINDSHIELD - Left, heated	1	4622172 and up
	82280-03		WINDSHIELD - Right	1	
-2	82282-02		WINDOW - Front, left	1	
	82282-12		WINDOW - Front, left (without mounting holes)	1	
	82282-03		WINDOW - Front, right	1	
-3	82344-02		WINDOW ASSEMBLY - Storm	1	
-4	82428-02		* WINDOW - Storm	1	
-5	82345-02		* RETAINER ASSEMBLY - Storm window	1	
-6	82347-02		* HINGE ASSEMBLY - Left	1	
	82347-03		* HINGE ASSEMBLY - Right	1	
	89916-02		* BRACKET ASSEMBLY - Storm window	1	
	82345-04		* SEAL - Storm window	1	
-7	82399-02		WINDOW - Middle, left	1	
-8	82342-03		WINDOW - Middle, right	1	
-9	82343-02		WINDOW - Rear, left	1	
-10	82343-03		WINDOW - Rear, right	1	
-11	65742-00	A	LATCH - Storm window	1	
	279 038	A	ADHESIVE KIT - Versalok	1	
	89602-02	B	LATCH - Storm window	1	
-12	79572-00	A	SCREW - Storm window attachment	1	
	408 826	A	WASHER	1	
	407 041	A	WASHER - (MS35338-41)	1	
	477 696	A	NUT - Dome	1	
	410 028	B	SCREW - (MS24694-C56)	1	
	407 584	B	WASHER - (AN960-10L)	3	
	405 475	B	NUT - (MS35650-302)	1	
	404 887	B	NUT - (MS20365-1032C)	1	
-13	82297-02		STRAP - Pilot window retainer, left	1	
	82297-03		STRAP - Pilot window retainer, right	1	
-14	82307-02		RETAINER - Windshield	1	
-15	84686-02		RETAINER - Middle, left	1	
-16	84685-02		RETAINER - Middle, right	1	
-17	84687-02		RETAINER - Rear, left	1	
	84687-03		RETAINER - Rear, right	1	
-18	410 028		SCREW - (MS24694-C56)	2	
-19	410 073		SCREW - (MS24694-C58)	4	
-20	410 067		SCREW - (MS24694-C53)	66	
	82288-04		BUSHING - Silicon	AR	
-21	410 150		SCREW - (MS24694-C57)	20	
-22	410 026		SCREW - (MS24694-C55)	62	
-23	410 069		SCREW - (MS24694-C50)	46	
-24	407 584		WASHER - (AN960-10L)	230	
	404 887		NUT - (MS20365-1032C)	230	
-25	410 023		SCREW - (MS24694-C48)	24	
-26	415 505	B	SCREW - To secure the windshield's black ground wire	1	4622172 and up
	407 561	B	WASHER - (AN960-04) Use with screw 415-505	1	4622172 and up
	407 041	B	WASHER - Locking (use with screw 415-505)	1	4622172 and up
	404 490	B	NUT - (MS210444N04) Use with screw 415 505	1	4622172 and up

When ordering, always specify Part Number, Description, and Serial Number of Aircraft

Reissued: September 10, 2006

**PIPER AIRCRAFT
PA-46-310P/350P MALIBU
AIRPLANE PARTS CATALOG**

THIS PAGE INTENTIONALLY LEFT BLANK

PIPER AIRCRAFT
PA-46-310P/350P MALIBU
AIRPLANE PARTS CATALOG

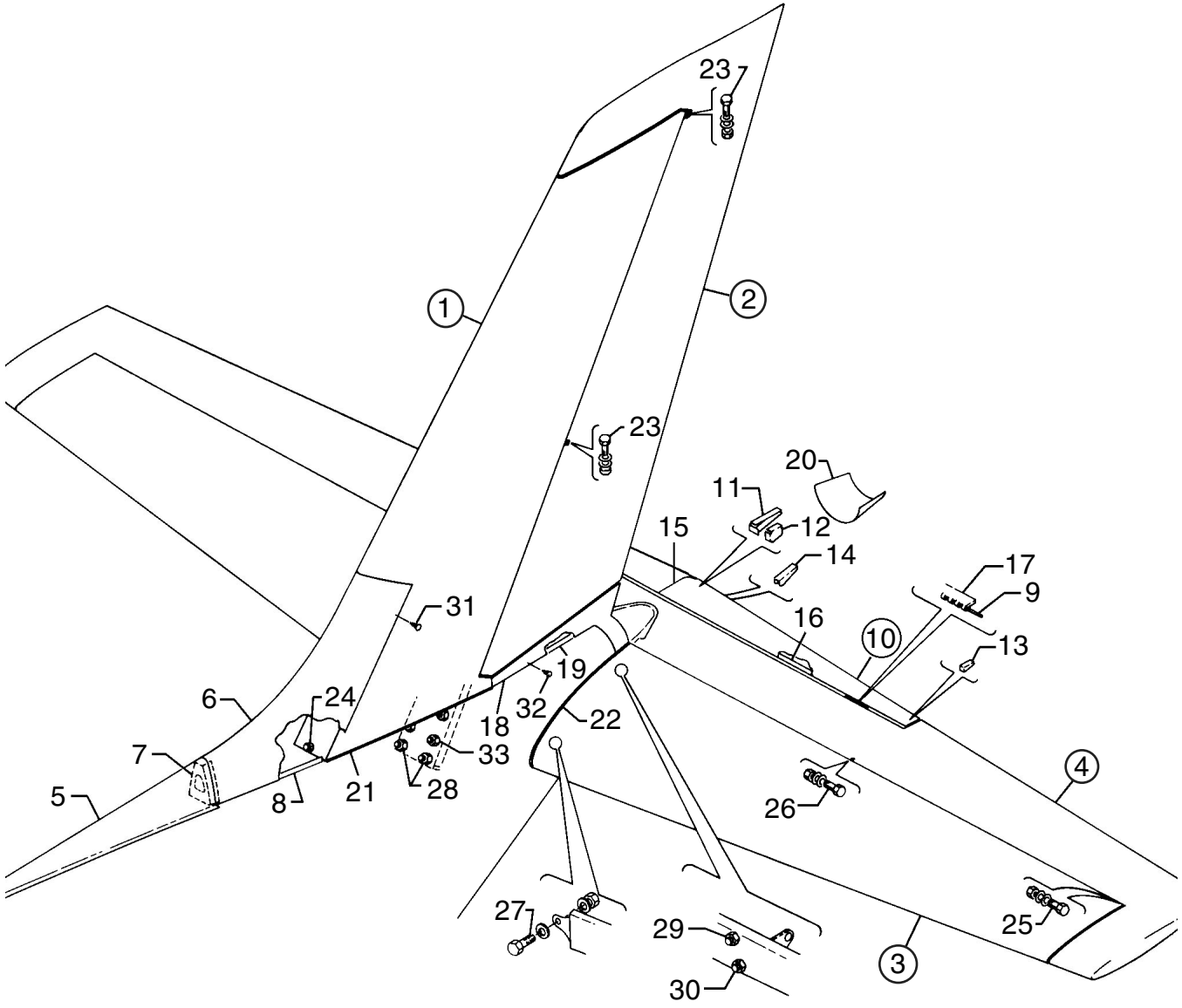


Figure 20. Tail Surfaces Installation

Reissued: September 10, 2006

**PIPER AIRCRAFT
PA-46-310P/350P MALIBU
AIRPLANE PARTS CATALOG**

CODE EXPLANATIONS FOR FIGURE 20

- A - See Figure 21 for component parts.
- B - See Figure 22 for component parts.
- C - See Figure 23 for component parts.
- D - See Figure 24 for component parts.

**PIPER AIRCRAFT
PA-46-310P/350P MALIBU
AIRPLANE PARTS CATALOG**

Figure and Index Number	Part Number	Code	Nomenclature	No. Req.	Serial Numbers Affected
20-	82218		DRAWING - Empennage Installation		
-1	83401-02	A	FIN ASSEMBLY	1	
-2	83403-02	B	RUDDER ASSEMBLY	1	
-3	83404-02	C	STABILIZER ASSEMBLY	1	
-4	83405-02	D	ELEVATOR ASSEMBLY	1	
-5	83483-02		FAIRING - Dorsal fin, forward	1	
-6	83483-03		FAIRING - Dorsal fin, aft	1	
-7	83482-02		RIB ASSEMBLY - Dorsal fin fairing	1	
-8	83484-02		ANGLE ASSEMBLY - Dorsal fin fairing, left	1	
	83484-03		ANGLE ASSEMBLY - Dorsal fin fairing, right	1	
-9	83488-06		PIN - Hinge, elevator tab attachment	1	
-10	83406-02		TAB ASSEMBLY - Elevator	1	
-11	83526-02		* RIB - Elevator tab, B.L. 0.65	2	
-12	83535-02		* RIB - Elevator tab, B.L. 1.475	2	
-13	83524-02		* RIB - Elevator tab, B.L. 37.375	2	
-14	83528-02		* BRACKET - Elevator tab actuating, left	1	
-14a	83528-03		* BRACKET - Elevator tab actuating, right	1	
-15	83522-02		* SKIN - Elevator tab, left	1	
	83522-03		* SKIN - Elevator tab, right	1	
-16	83523-02		* SPAR - Elevator tab	1	
-17	83488-02		* HINGE HALF - Elevator tab	2	
-18	83407-02		FAIRING ASSEMBLY - Rudder base	1	
-19	83534-02		ANGLE ASSEMBLY - Rudder fairing, left	1	
	83534-03		ANGLE ASSEMBLY - Rudder fairing, right	1	
-20	83533-02		STRAP - Aft fuselage fairing	1	
-21	63186-35		MOULDING - Extruded (25.5 L.)	2	
-22	63186-36		MOULDING - Extruded (46.0 L.)	2	
-23	402 689		BOLT - (NAS1104-10)	2	
	407 565		WASHER - (AN960-416)	AR	
	407 585		WASHER - (AN960-416L)	AR	
	404 530		NUT - (MS21042-4)	2	
-24	401 185		BOLT - (AN5-5A)	1	
	407 586		WASHER - (AN960-516L)	1	
-25	402 688		BOLT - (NAS1104-11)	2	
	407 585		WASHER - (AN960-416L)	AR	
	407 565		WASHER - (AN960-416)	AR	
-26	402 688		BOLT - (NAS1104-11)	4	
	407 585		WASHER - (AN960-416L)	AR	
	407 565		WASHER - (AN960-416)	AR	
	404 530		NUT - (MS21042-4)	4	
-27	401 185		BOLT - (AN5-5A)	2	
	407 566		WASHER - Flat, under head (AN960-516)	2	
	407 586		WASHER - Lock, under nut (AN960-516L)	2	
	404 531		NUT - (MS21042-5)	2	
-28	401 186		BOLT - (AN5-6A)	4	
	407 566		WASHER - (AN960-516)	8	
	404 531		NUT - (MS21042-5)	4	
-29	402 389		BOLT - (AN175-7A)	2	
	407 566		WASHER - (AN960-516)	4	
	404 531		NUT - (MS21042-5)	2	
-30	402 374		BOLT - (AN175-6A)	2	
	407 566		WASHER - (AN960-516)	4	
	404 531		NUT - (MS21042-5)	2	
-31	414 761		SCREW - (MS24693-S48)	40	
	494 101		WASHER	40	
-32	414 761		SCREW - (MS24693-S48)	20	

When ordering, always specify Part Number, Description, and Serial Number of Aircraft

Reissued: September 10, 2006

**PIPER AIRCRAFT
PA-46-310P/350P MALIBU
AIRPLANE PARTS CATALOG**

Figure and Index Number	Part Number	Code	Nomenclature	No. Req.	Serial Numbers Affected
20-33	401 187		BOLT - (AN5-7A)	2	
	407 566		WASHER - (AN960-516)	4	
	404 531		NUT - (MS21042-5)	2	

When ordering, always specify Part Number, Description, and Serial Number of Aircraft

Reissued: September 10, 2006

1E10

**PIPER AIRCRAFT
PA-46-310P/350P MALIBU
AIRPLANE PARTS CATALOG**

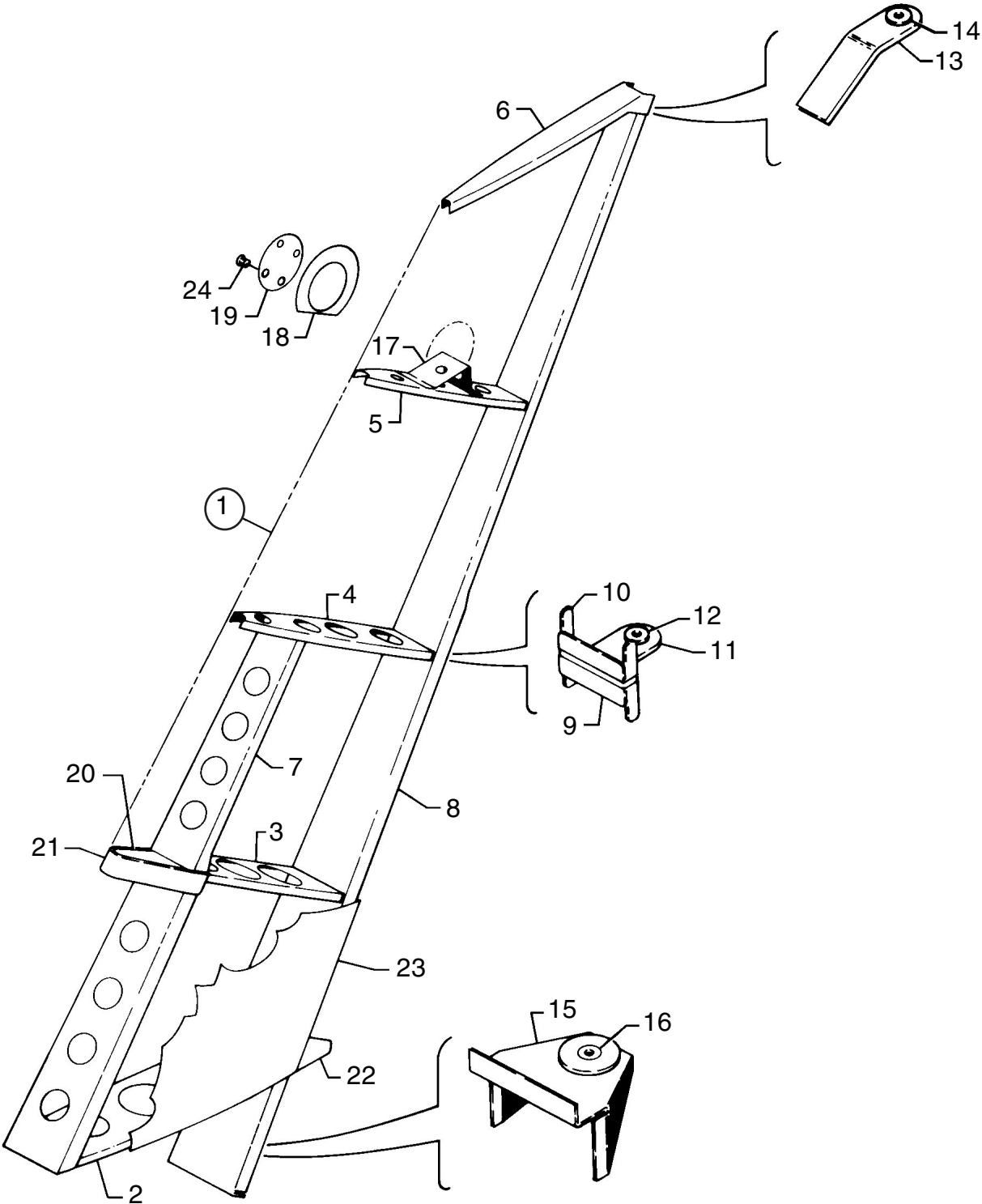


Figure 21. Fin Assembly

Reissued: September 10, 2006

**PIPER AIRCRAFT
PA-46-310P/350P MALIBU
AIRPLANE PARTS CATALOG**

CODE EXPLANATIONS FOR FIGURE 21

**PIPER AIRCRAFT
PA-46-310P/350P MALIBU
AIRPLANE PARTS CATALOG**

Figure and Index Number	Part Number	Code	Nomenclature	No. Req.	Serial Numbers Affected
21-1	83401-02		FIN ASSEMBLY - Vertical	1	
-2	83415-02		* RIB - Fin root	1	
-3	83416-02		* RIB - Fin, W.L. 12.80	1	
-4	83417-02		* RIB - Fin, W.L. 30.80	1	
-5	83418-02		* RIB - Fin, W.L. 48.80	1	
-6	83419-02		* RIB - Fin tip	1	
-7	83414-02		* SPAR - Fin, forward	1	
-8	83412-06		* SPAR ASSEMBLY - Fin, aft	1	
-9	83424-02		* BRACKET - Fin, center hinge, lower	1	
-10	83424-03		* BRACKET - Fin, center hinge, upper	1	
-11	83425-02		* HINGE ASSEMBLY - Fin, center	1	
-12	452 744		** BEARING	1	
-13	83425-04		* HINGE ASSEMBLY - Fin, top	1	
-14	452 744		** BEARING	1	
-15	83427-02		* HINGE ASSEMBLY - Fin, bottom	1	
-16	452 745		** BEARING	1	
-17	83422-02		* BRACKET ASSEMBLY - VOR/G.S. antenna	1	
-18	83426-02		* DOUBLER ASSEMBLY - Access hole, right	1	
-19	83401-04		* COVER - Access, right	1	
-20	83420-02		* RIB - Fin, leading edge	1	
-21	83421-02		* STRAP ASSEMBLY - Fin/fairing attachment	1	
-22	83401-06		* SKIN - Tab, left	1	
	83401-07		* SKIN - Tab, right	1	
-23	83411-02		* SKIN - Fin, main	1	
-24	410		* SCREW - (MS24694-C48)	4	

When ordering, always specify Part Number, Description, and Serial Number of Aircraft

Reissued: September 10, 2006

**PIPER AIRCRAFT
PA-46-310P/350P MALIBU
AIRPLANE PARTS CATALOG**

THIS PAGE INTENTIONALLY LEFT BLANK

**PIPER AIRCRAFT
PA-46-310P/350P MALIBU
AIRPLANE PARTS CATALOG**

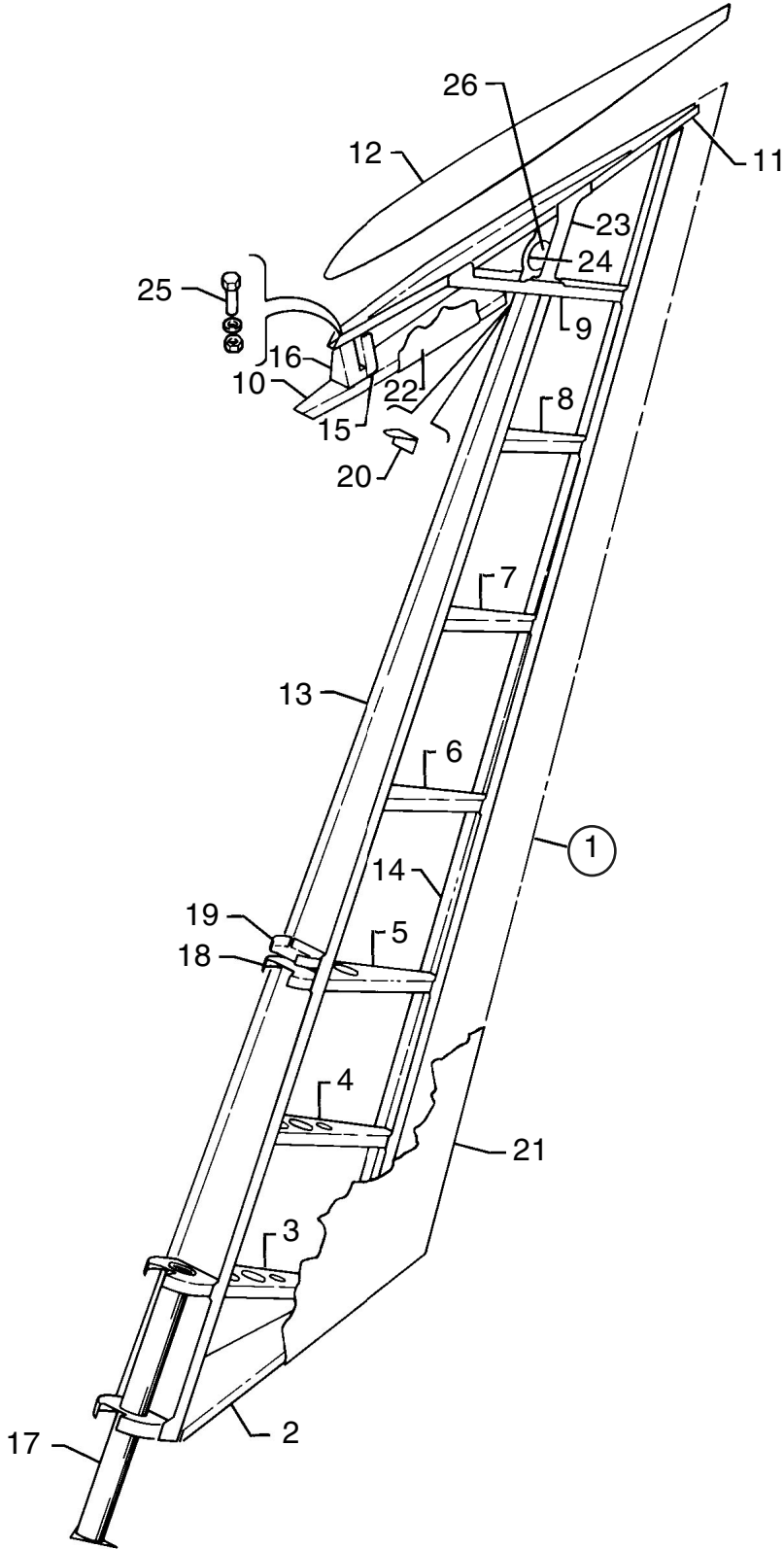


Figure 22. Rudder Assembly

Reissued: September 10, 2006

**PIPER AIRCRAFT
PA-46-310P/350P MALIBU
AIRPLANE PARTS CATALOG**

CODE EXPLANATIONS FOR FIGURE 22

**PIPER AIRCRAFT
PA-46-310P/350P MALIBU
AIRPLANE PARTS CATALOG**

Figure and Index Number	Part Number	Code	Nomenclature	No. Req.	Serial Numbers Affected
22-1	83403-02		RUDDER ASSEMBLY	1	
-2	83432-02		* RIB - Rudder root	1	
-3	83434-02		* RIB - Rudder	1	
-4	83437-02		* RIB - Rudder	1	
-5	83438-02		* RIB - Rudder	1	
-6	83440-02		* RIB - Rudder	1	
-7	83449-02		* RIB - Rudder	1	
-8	83442-02		* RIB - Rudder	1	
-9	83443-02		* RIB ASSEMBLY - Rudder	1	
-10	83444-03		* RIB ASSEMBLY - Rudder leading edge balance weight	1	
-11	83445-02		* RIB - Rudder tip	1	
-12	83450-02		* TIP - Rudder	1	
-13	83430-02		* SPAR - Rudder, forward	1	
-14	83431-02		* SPAR ASSEMBLY - Rudder, aft	1	
-15	83447-02		* BRACKET - Rudder balance weight	1	
-16	83448-02		* WEIGHT ASSEMBLY - Rudder balance	1	
-17	83452-02		* TUBE ASSEMBLY - Rudder torque	1	
-18	83439-02		* BRACKET - Rudder, center hinge, lower	1	
-19	83436-02		* BRACKET - Rudder, center hinge, upper	1	
-20	83436-04		* BRACKET - Rudder, upper hinge	1	
-21	83403-05		* SKIN - Rudder, main	1	
-22	83403-08		* SKIN - Rudder, leading edge	1	
-23	83446-02		* DOUBLER - Rudder skin splice, left	1	
-24	83446-04		* DOUBLER - Rudder skin splice, right	1	
-25	400 457		* BOLT - (AN3-32A)	1	
	407 564		* WASHER - (AN960-10)	1	
	404 887		* NUT - (MS20365-1032C)	1	
-26	553 493		* PLUG BUTTON - Top hinge bolt access	1	

When ordering, always specify Part Number, Description, and Serial Number of Aircraft

Reissued: September 10, 2006

**PIPER AIRCRAFT
PA-46-310P/350P MALIBU
AIRPLANE PARTS CATALOG**

THIS PAGE INTENTIONALLY LEFT BLANK

**PIPER AIRCRAFT
PA-46-310P/350P MALIBU
AIRPLANE PARTS CATALOG**

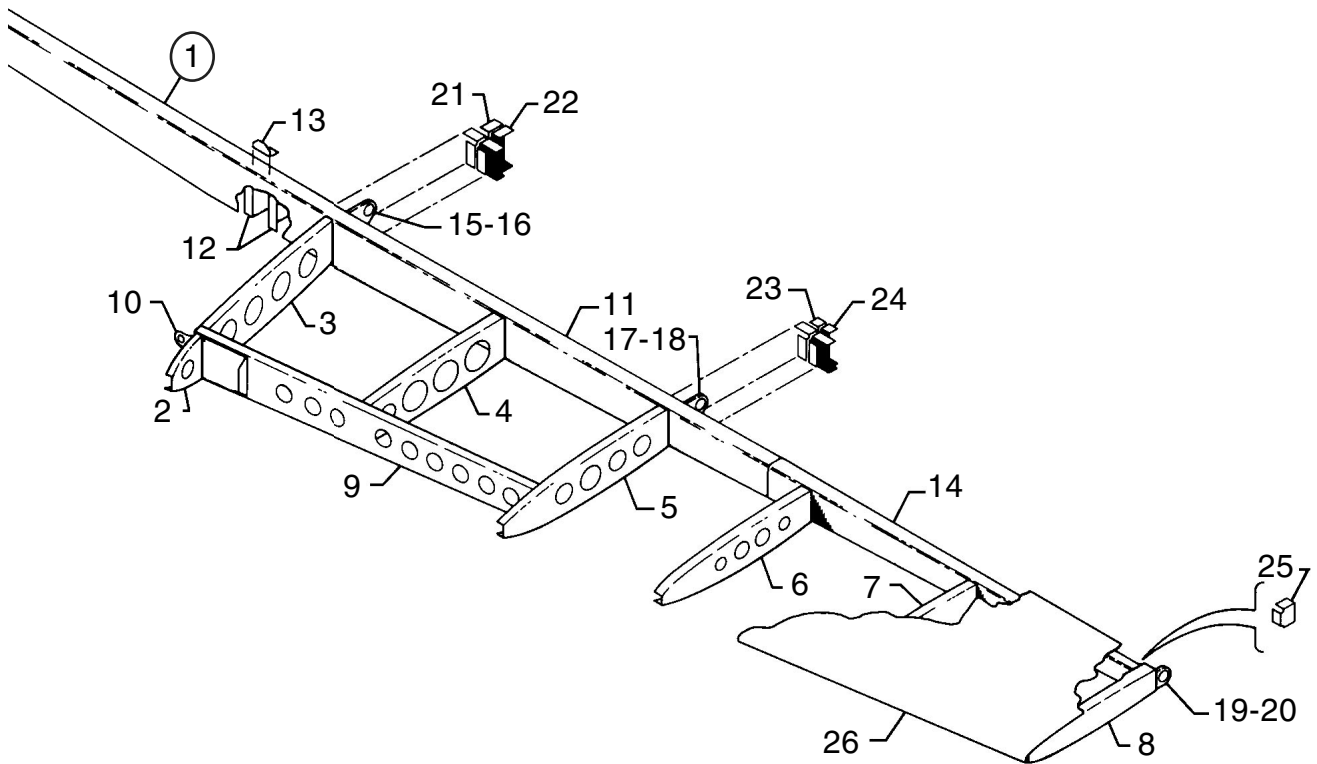


Figure 23. Stabilizer Assembly

Reissued: September 10, 2006

**PIPER AIRCRAFT
PA-46-310P/350P MALIBU
AIRPLANE PARTS CATALOG**

CODE EXPLANATIONS FOR FIGURE 23

**PIPER AIRCRAFT
PA-46-310P/350P MALIBU
AIRPLANE PARTS CATALOG**

Figure and Index Number	Part Number	Code	Nomenclature	No. Req.	Serial Numbers Affected
23-1	83404-02		STABILIZER ASSEMBLY	1	
-2	83462-02		* RIB - Stabilizer, nose	2	
-3	83461-02		* RIB - Stabilizer, B.L. 6.445	2	
-4	83468-02		* RIB - Stabilizer, B.L. 22.50	2	
-5	83469-02		* RIB - Stabilizer, B.L. 37.177	2	
-6	83470-02		* RIB - Stabilizer, B.L. 50.00	2	
-7	83474-02		* RIB - Stabilizer, B.L. 65.00	2	
-8	83475-02		* RIB - Stabilizer, left, B.L. 80.181	1	
	83475-03		* RIB - Stabilizer, right, B.L. 80.181	1	
-9	83457-02		* SPAR ASSEMBLY - Stabilizer, forward, left	1	
	83457-03		* SPAR ASSEMBLY - Stabilizer, forward, right	1	
-10	83464-02		** FITTING - Stabilizer, forward spar, left	1	
	83464-03		** FITTING - Stabilizer, forward spar, right	1	
-11	83458-02		* SPAR ASSEMBLY - Stabilizer, aft, center	1	
-12	84619-02		** BRACKET - Elevator trim idler, left	1	
	84619-03		** BRACKET - Elevator trim idler, right	1	
-13	82828-03		** BRACKET - Elevator trim stop	1	
-14	83459-02		* SPAR - Stabilizer, aft, outboard	2	
-15	83466-02		* HINGE ASSEMBLY - Stabilizer, inboard	2	
-16	452 849		** BEARING	1	
-17	83479-02		* HINGE ASSEMBLY - Stabilizer, center	2	
-18	452 849		** BEARING	1	
-19	83477-02		* HINGE ASSEMBLY - Stabilizer, outboard	2	
-20	452 849		** BEARING	1	
-21	83465-02		* BRACKET - Inboard stabilizer hinge	2	
-22	83465-03		* BRACKET - Inboard stabilizer hinge	2	
-23	83472-02		* BRACKET - Center stabilizer hinge	2	
-24	83472-03		* BRACKET - Center stabilizer hinge	2	
-25	83476-02		* BRACKET - Outboard stabilizer hinge, left	1	
	83476-03		* BRACKET - Outboard stabilizer hinge, right	1	
-26	83404-03		* SKIN - Stabilizer, left	1	
	83404-04		* SKIN - Stabilizer, right	1	

When ordering, always specify Part Number, Description, and Serial Number of Aircraft

Reissued: September 10, 2006

**PIPER AIRCRAFT
PA-46-310P/350P MALIBU
AIRPLANE PARTS CATALOG**

THIS PAGE INTENTIONALLY LEFT BLANK

PIPER AIRCRAFT
PA-46-310P/350P MALIBU
AIRPLANE PARTS CATALOG

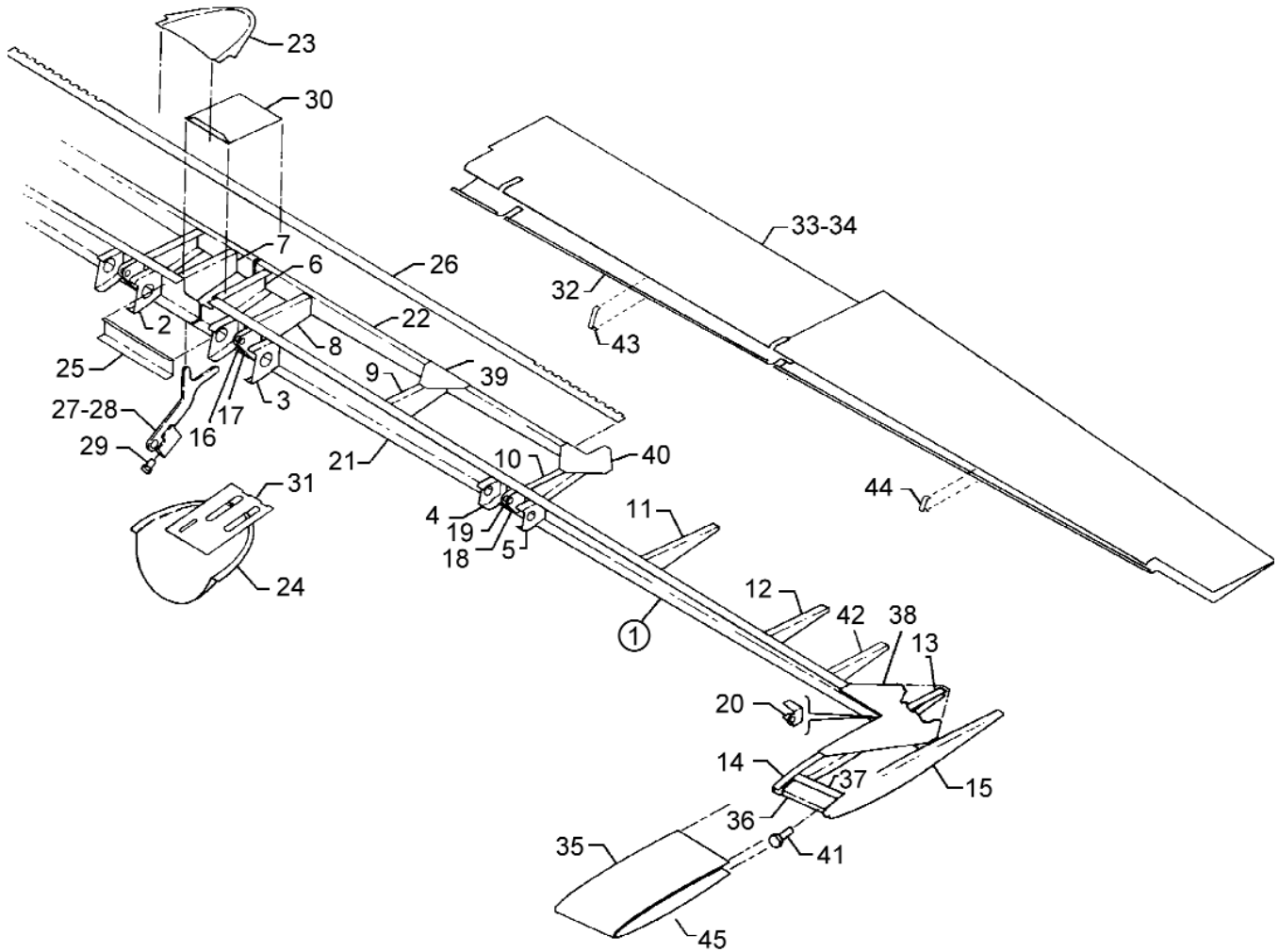


Figure 24. Elevator Assembly

Reissued: September 10, 2006

**PIPER AIRCRAFT
PA-46-310P/350P MALIBU
AIRPLANE PARTS CATALOG**

CODE EXPLANATIONS FOR FIGURE 24

- A - See latest revision of Piper Service Bulletin No. 783 for S/N 46-8408001 thru 46-8408066.
- Z - Parts not available separately, order assembly.

**PIPER AIRCRAFT
PA-46-310P/350P MALIBU
AIRPLANE PARTS CATALOG**

Figure and Index Number	Part Number	Code	Nomenclature	No. Req.	Serial Numbers Affected
24-1	83405-02		ELEVATOR ASSEMBLY	1	
-2	83516-02		* RIB - Elevator, nose, left	1	
	83516-03		* RIB - Elevator, nose, right	1	
-3	83517-02		* RIB - Elevator, nose, left	1	
	83517-03		* RIB - Elevator, nose, right	1	
-4	83518-02		* RIB - Elevator, nose, left	1	
	83518-03		* RIB - Elevator, nose, right	1	
-5	83519-02		* RIB - Elevator, nose, left	1	
	83519-03		* RIB - Elevator, nose, right	1	
-6	83507-02		* RIB - Elevator, main, left, B.L. 1.375	1	
-7	83508-02		* RIB - Elevator, main, right, B.L. 1.875	1	
-8	83506-02		* RIB - Elevator, main, left, B.L. 6.43	1	
	83506-03		* RIB - Elevator, main, right, B.L. 6.43	1	
-9	83502-02		* RIB - Elevator, main, left, B.L. 21.91	1	
	83502-03		* RIB - Elevator, main, right, B.L. 21.91	1	
-10	83503-02		* RIB - Elevator, main, left, B.L. 37.00	1	
	83503-03		* RIB - Elevator, main, right, B.L. 37.00	1	
-11	83498-02		* RIB - Elevator, main, B.L. 51.81	2	
-12	83497-02		* RIB - Elevator, main, B.L. 66.00	2	
-13	83496-02		* RIB - Elevator, main, B.L. 80.32	2	
-14	83490-02		* RIB ASSEMBLY - Elevator, leading edge, left, B.L. 80.32	1	
	83490-03		* RIB ASSEMBLY - Elevator, leading edge, right, B.L. 80.32	1	
-15	83489-02		* TIP - Elevator	2	
-16	83500-02		* BRACKET - Inboard elevator hinge, left	1	
	83500-03		* BRACKET - Inboard elevator hinge, right	1	
-17	83500-04		* BRACKET - Inboard elevator hinge, left	1	
	83500-05		* BRACKET - Inboard elevator hinge, right	1	
-18	83499-03		* BRACKET - Center elevator hinge, left	1	
	83499-02		* BRACKET - Center elevator hinge, right	1	
-19	83499-04		* BRACKET - Center elevator hinge, left	1	
	83499-05		* BRACKET - Center elevator hinge, right	1	
-20	83495-02		* BRACKET ASSEMBLY - Outboard elevator hinge, left	1	
	83495-03		* BRACKET ASSEMBLY - Outboard elevator hinge, right	1	
-21	83486-02		* SPAR - Elevator, forward, left	1	
	83486-03		* SPAR - Elevator, forward, right	1	
-22	83487-02		* SPAR - Elevator, aft, left	1	
	83487-03		* SPAR - Elevator, aft, right	1	
-23	83408-02		* FAIRING - Aft fuselage, top	1	
-24	83408-03		* FAIRING - Aft fuselage, bottom	1	
-25	83504-02		* CHANNEL - Forward spar	1	
-26	83488-02		* HINGE HALF - Elevator tab	1	
-27	83515-02		* PLATE ASSEMBLY - Elevator	1	
-28	452 745		** BEARING	1	
-29	553 416		** BOLT	1	
	404 322		** NUT - (AN316-4)	1	
-30	83513-02		* SKIN - Elevator, center cutout, top	1	
-31	83514-02		* SKIN - Elevator, center cutout, bottom	1	
-32	83505-02		* SKIN - Elevator, bottom inboard, left	1	
	83505-03		* SKIN - Elevator, bottom inboard, right	1	
-33	83405-07		* SKIN ASSEMBLY - Elevator, left	1	
	83405-08		* SKIN ASSEMBLY - Elevator, right	1	
	83509-02	Z	** SKIN - Elevator, outboard, left	1	
	83509-03	Z	** SKIN - Elevator, outboard, right	1	
	89906-02	Z	** ANGLE - Elevator, top, left and right	2	
	89906-03	Z	** ANGLE - Elevator, bottom, left and right	2	
	89905-02	Z	** DOUBLER - Elevator, trailing edge, left and right	2	

When ordering, always specify Part Number, Description, and Serial Number of Aircraft

Reissued: September 10, 2006

**PIPER AIRCRAFT
PA-46-310P/350P MALIBU
AIRPLANE PARTS CATALOG**

Figure and Index Number	Part Number	Code	Nomenclature	No. Req.	Serial Numbers Affected
24-34	83510-02		* SKIN - Elevator, top, left	1	
	83510-03		* SKIN - Elevator, top, right	1	
-35	83511-02		* SKIN - Elevator horn	2	
-36	83493-02		* WEIGHT - Elevator balance	2	
-37	83494-02		* CHANNEL - Elevator balance weight	2	
-38	83492-02		* DOUBLER - Skin	4	
-39	82929-02		* GUSSET	4	
-40	82928-02		* GUSSET	4	
-41	410 038		* BOLT - (MS27039-1-29)	4	
	82695-53		* BUSHING	4	
	407 564		* WASHER - (AN960-10)	4	
	404 887		* NUT - (MS20365-1032C)	4	
-42	83544-02		* RIB - Elevator, main, B.L. 73.5	1	
-43	83405-04	A	* STRAP - Elevator skin, inboard	1	
-44	83405-05	A	* STRAP - Elevator skin, outboard	1	
-45	553 493		BUTTON - Plug (2 each left and right)	4	

When ordering, always specify Part Number, Description, and Serial Number of Aircraft

Reissued: September 10, 2006

PIPER AIRCRAFT
PA-46-310P/350P MALIBU
AIRPLANE PARTS CATALOG

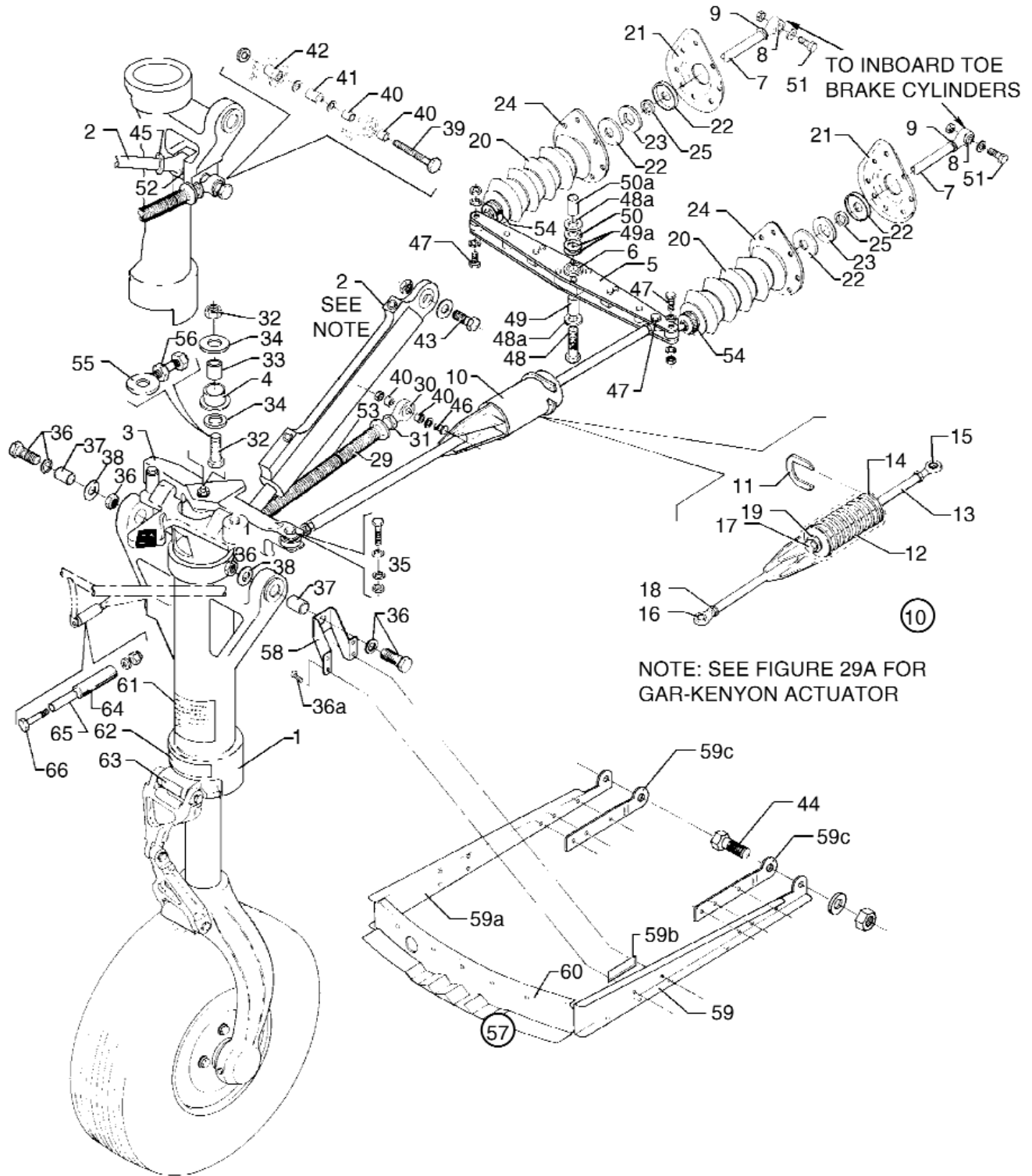


Figure 25. Nose Gear Installation

**PIPER AIRCRAFT
PA-46-310P/350P MALIBU
AIRPLANE PARTS CATALOG**

CODE EXPLANATIONS FOR FIGURE 25

- A - See Figure 26 for component parts.
- B - See Figure 25A for component parts (Gar-Kenyon).
- C - See Figure 25B for component parts (Parker Hannifin).
- D - PA-46-310P only.
- E - PA-46-350P only.
- F - 83699-03 mechanism used if trunnion replaced by 83606-07 trunnion or kit 766 211.
- G - Delete if new trunnion (89786-02) used.
- H - 89785-03 bolt used if trunnion replaced by 83606-07 trunnion or kit 766 211.
- J - See latest revision of Piper Service Bulletin 1087.
- K - Used on all PA-46-350P, and also PA-46-310P with Nose Gear Trunnion Replacement Kit 766 211 incorporated.
- L - Part of 83699-03 assembly.
- M - Part of 83699-14 assembly.
- N - See latest revision of Piper Service Letter 1000.
- P - See latest revision of Piper Service Bulletin 1001.

PIPER AIRCRAFT PA-46-310P/350P MALIBU AIRPLANE PARTS CATALOG

Figure and Index Number	Part Number	Code	Nomenclature	No. Req.	Serial Numbers Affected
25-	83602	D	DRAWING - Nose Gear Installation		
	89785	E	DRAWING - Nose Gear Installation		
-1	83604-04	A,D	GEAR ASSEMBLY - (less tire, tube, and wheel assembly)	1	
	89786-02	A,E	GEAR ASSEMBLY - (less tire, tube, and wheel assembly)	1	
-2	83642-02	B,D	ACTUATOR ASSEMBLY - Nose gear locking	1	46-8408001 thru 46-8608067 and 4608001 thru 4608007 4608008 thru 4608140
	89075-04	C,D	ACTUATOR ASSEMBLY - Nose gear locking	1	
	89788-06	C,D	* ACTUATOR	1	
	89075-11	C,E	ACTUATOR ASSEMBLY - Nose gear locking	1	
	89788-06	C,E	* ACTUATOR	1	
-3	83626-02	D	ARM ASSEMBLY - Nose gear steering	1	
	83626-04	E,P	ARM ASSEMBLY - Nose gear steering	1	
	400 440	E	** BOLT - (AN3-6A)	2	
	407 584	E	** WASHER - (AN960-10L)	2	
	404 887	E	** NUT - (MS20365-1032C)	2	
-4	83630-04		* BEARING - Steering arm	1	
-5	83639-02		BELLCRANK ASSEMBLY - Nose gear steering	1	
-6	83630-02		* BUSHING - Steering bellcrank	1	
-7	83660-02		ROD ASSEMBLY - Nose gear steering	2	
-8	452 334		* BEARING - Rod end	2	
-9	404 225		* NUT - (AN315-4R)	2	
-10	83615-02		BUNGEE ASSEMBLY - Nose wheel	1	
-11	78541-00		* RETAINER	1	
-12	78490-00		* SPRING	1	
-13	86260-04		* ROD ASSEMBLY - Bungee	1	
-14	62833-92		* WASHER	2	
-15	452 334		* BEARING - Rod end	1	
-16	452 590		* BEARING - Rod end	1	
-17	553 172		* BOLT	1	
	407 587	D	* WASHER - (AN960-616L)	AR	
	407 589	E	* WASHER - (AN960-816L)	AR	
-18	407 136		* WASHER - (AN936-A416)	2	
	404 225		* NUT - (AN315-4R)	2	
-19	62833-89		* WASHER	1	
-20	83659-02		BELLOWS ASSEMBLY - Nose gear steering	2	
-21	83643-02		HOUSING	2	
-22	83643-03		HOUSING	4	
-23	83643-04		SPACER	2	
-24	83643-05		PLATE	2	
-25	63656-00		RING - Packing	2	
-26	-----		Deleted		
-27	-----		Deleted		
-28	-----		Deleted		
-29	104723-03	J,K	LINK ASSEMBLY - Emergency down, nose gear (mounts to engine mount)	1	
	104723-02	J	LINK ASSEMBLY - Emergency down, nose gear (mounts to nose gear)	1	
-30	452 868	M	* BEARING - Rod end	1	
	652 012	L,K	* BEARING - Rod end	1	
-31	404 330	M	* NUT - Jam (AN316-6R)	1	
	404 326	L,K	* NUT - Jam (AN316-8R)	1	
-32	401 396		BOLT - Steering arm attachment (AN6-15A)	1	
	404 890		NUT - (MS20365-624C)	1	
-33	82695-05		SPACER - Nose gear steering arm	1	
-34	62833-10		WASHER - Steering arm retaining (1.00 O.D.)	2	

When ordering, always specify Part Number, Description, and Serial Number of Aircraft

Reissued: September 10, 2006

**PIPER AIRCRAFT
PA-46-310P/350P MALIBU
AIRPLANE PARTS CATALOG**

Figure and Index Number	Part Number	Code	Nomenclature	No. Req.	Serial Numbers Affected
25-35	401 311		BOLT - (AN4-11A)	1	
	407 585		WASHER - Upper (AN960-416L)	1	
	407 565		WASHER - Lower (AN960-416)	1	
	404 888		NUT - (MS20365-428C)	1	
-36	400 306		BOLT - (AN8-32A)	2	
	407 569		WASHER - (AN960-816)	2	
	404 900		NUT - (MS20365-820C)	2	
-36a	411 531		SCREW - (MS35207-262)	8	
	407 584		WASHER - (AN960-10L)	16	
	404 887		NUT - (MS20365-1032C)	8	
-36b	84430-03		ANGLE - Nose Gear Door Support Assy.	1	
-37	82695-03		SPACER - (.93 L.)	2	
-38	62833-27		WASHER - (1.12 O.D.)	2	
-39	83602-03	D,H	BOLT - Actuator and mechanism attachment	1	
	89785-03	E	BOLT - Actuator and mechanism attachment	1	
	407 591	E	WASHER - Use with 89785-03	1	
-40	82695-68	D	SPACER	4	
	82695-109	E	SPACER	4	
-41	82695-62	D	SPACER	1	
	-----		Deleted		
-42	82695-61	D,G	SPACER	1	
-43	401 509		BOLT - (AN7-5A)	1	
	407 568		WASHER - (AN960-716)	1	
	404 891		NUT - (MS20365-720C)	1	
-44	401 403		BOLT - (AN6-23A)	1	
	407 587		WASHER - (AN960-616L)	1	
	404 890		NUT - (MS20365-624C)	1	
-45	404 326		NUT - (AN316-8R)	2	
-46	401 418		BOLT - (AN6-32A)	1	
	407 567		WASHER - (AN960-616)	1	
	404 890		NUT - (MS20365-624C)	1	
-47	400 055		BOLT - (AN3-10)	3	
	407 564		WASHER - (AN960-10)	6	
	404 887		NUT - (MS20365-1032C)	3	
-48	401 460		BOLT - (AN6H-21A)	1	
-48a	84444-05		WASHER	2	
-49	82695-07		SPACER - Bellcrank retaining, lower	1	
-49a	407 569		WASHER - Upper (AN960-816)	1	
	407 589		WASHER - Center (AN960-816L)	1	
-50	407 567		WASHER - (AN960-616)	1	
-50a	82695-06		SPACER - Bellcrank retaining, upper	1	
-51	400 443		BOLT - (AN3-12A)	2	
	407 564		WASHER - (AN960-10)	2	
	404 887		NUT - (MS20365-1032C)	2	
-52	452 853	D	BEARING - Rod end	1	
	652 011	E	BEARING - Rod end	1	
-53	585 220		SPRING	1	
-54	554 797		CLAMP	2	
-55	83308-02		LOCKING ASSEMBLY - Steering arm	1	
-56	404 224		NUT - (AN315-3R)	2	
	404 887		NUT - (MS20365-1032C)	1	
-57	83691-02	D	SUPPORT ASSEMBLY - Nose gear door	1	
	83691-03	E	SUPPORT ASSEMBLY - Nose gear door	1	
-58	83684-04		* HAT - Channel support, nose gear door	2	
-59	83686-02	D	* SUPPORT ASSEMBLY - Nose gear hinge, left	1	
	83686-06	E	* SUPPORT ASSEMBLY - Nose gear hinge, left	1	
-59a	83686-03	D	* SUPPORT ASSEMBLY - Nose gear hinge, right	1	
	83686-07	E	* SUPPORT ASSEMBLY - Nose gear hinge, right	1	

When ordering, always specify Part Number, Description, and Serial Number of Aircraft

**PIPER AIRCRAFT
PA-46-310P/350P MALIBU
AIRPLANE PARTS CATALOG**

Figure and Index Number	Part Number	Code	Nomenclature	No. Req.	Serial Numbers Affected
25-59b	83684-03		* SPACER - Left and right fwd support assembly	2	
-59c	83542-02	N	* CLIP - Nose gear door support, left	1	
	83542-03	N	* CLIP - Nose gear door support, right	1	
-60	83687-02		* SUPPORT ASSEMBLY - Air induction box	1	
-61	87369-51		PLACARD - Service instructions, nose gear strut	1	
-62	35669-08		PLACARD - Turn limit	1	
-63	35669-05		PLACARD - Nose gear	1	
-64	83638-04		ROLLER	1	
-65	82695-08		SPACER	1	
-66	400 462		BOLT - (AN3-37A)	1	
	407 564		WASHER - (AN960-10)	1	

When ordering, always specify Part Number, Description, and Serial Number of Aircraft

Reissued: September 10, 2006

**PIPER AIRCRAFT
PA-46-310P/350P MALIBU
AIRPLANE PARTS CATALOG**

THIS PAGE INTENTIONALLY LEFT BLANK

**PIPER AIRCRAFT
PA-46-310P/350P MALIBU
AIRPLANE PARTS CATALOG**

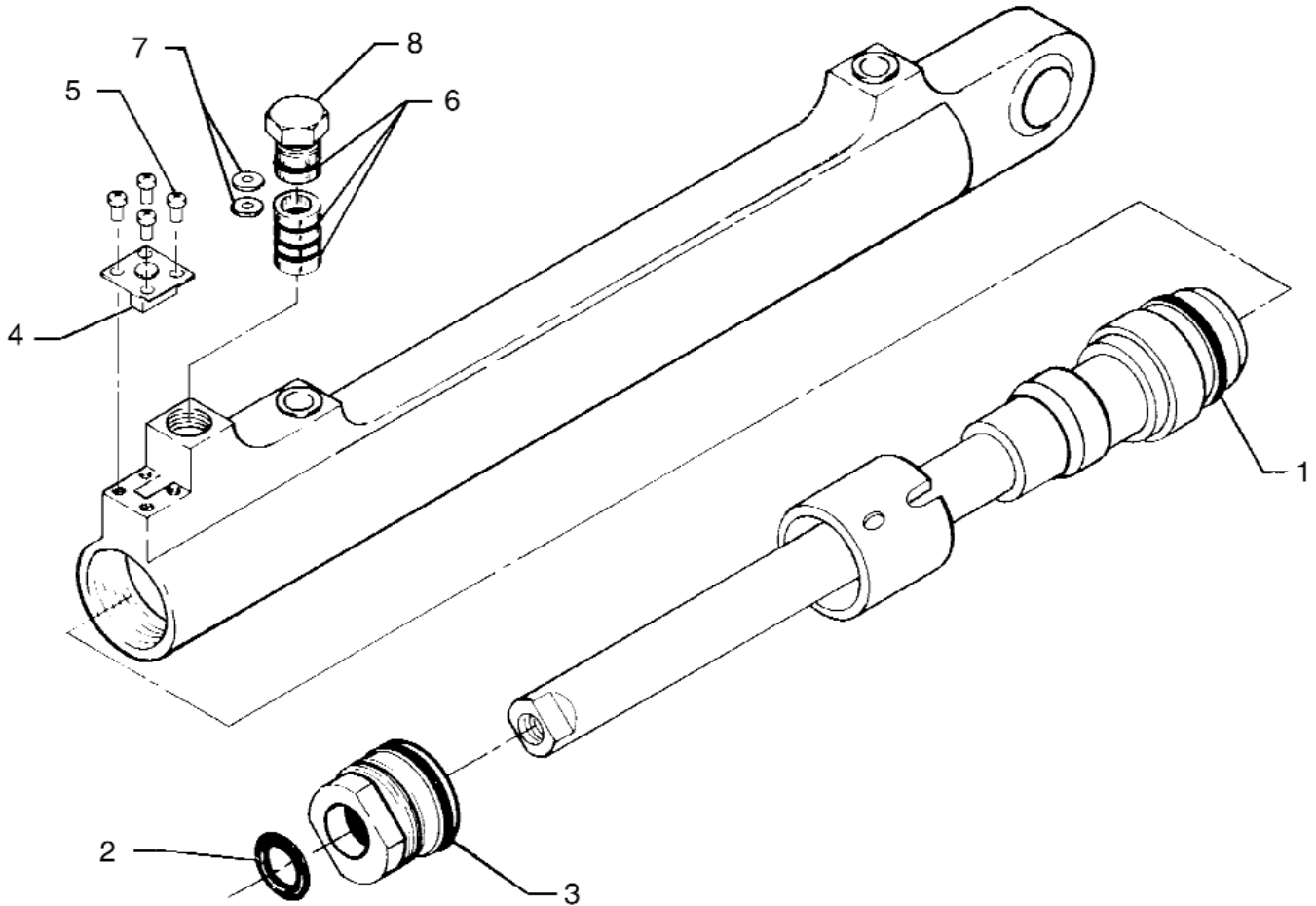


Figure 25A. Nose Gear Locking Actuator (Gar-Kenyon)
(S/N 46-8408001 thru 46-8608067 and 4608001 thru 4608007)

Reissued: September 10, 2006

**PIPER AIRCRAFT
PA-46-310P/350P MALIBU
AIRPLANE PARTS CATALOG**

CODE EXPLANATIONS FOR FIGURE 25A

A - See latest revision of Service Bulletin 808.

**PIPER AIRCRAFT
PA-46-310P/350P MALIBU
AIRPLANE PARTS CATALOG**

Figure and Index Number	Part Number	Code	Nomenclature	No. Req.	Serial Numbers Affected
25A-1	484 864		O-RING - Piston	1	
-2	752 631		O-RING - End fitting, inner	1	
-3	752 632	A	O-RING - End fitting, outer	1	
-4	765 456		SWITCH ASSEMBLY	1	
-5	764 876		SCREW - Cap, socket head	4	
-6	752 634		O-RING - Switch piston and cap	3	
-7	407 560		WASHER - (AN960-3)	2	
-8	764 783		SWITCH CAP	1	

When ordering, always specify Part Number, Description, and Serial Number of Aircraft

Reissued: September 10, 2006

**PIPER AIRCRAFT
PA-46-310P/350P MALIBU
AIRPLANE PARTS CATALOG**

THIS PAGE INTENTIONALLY LEFT BLANK

**PIPER AIRCRAFT
PA-46-310P/350P MALIBU
AIRPLANE PARTS CATALOG**

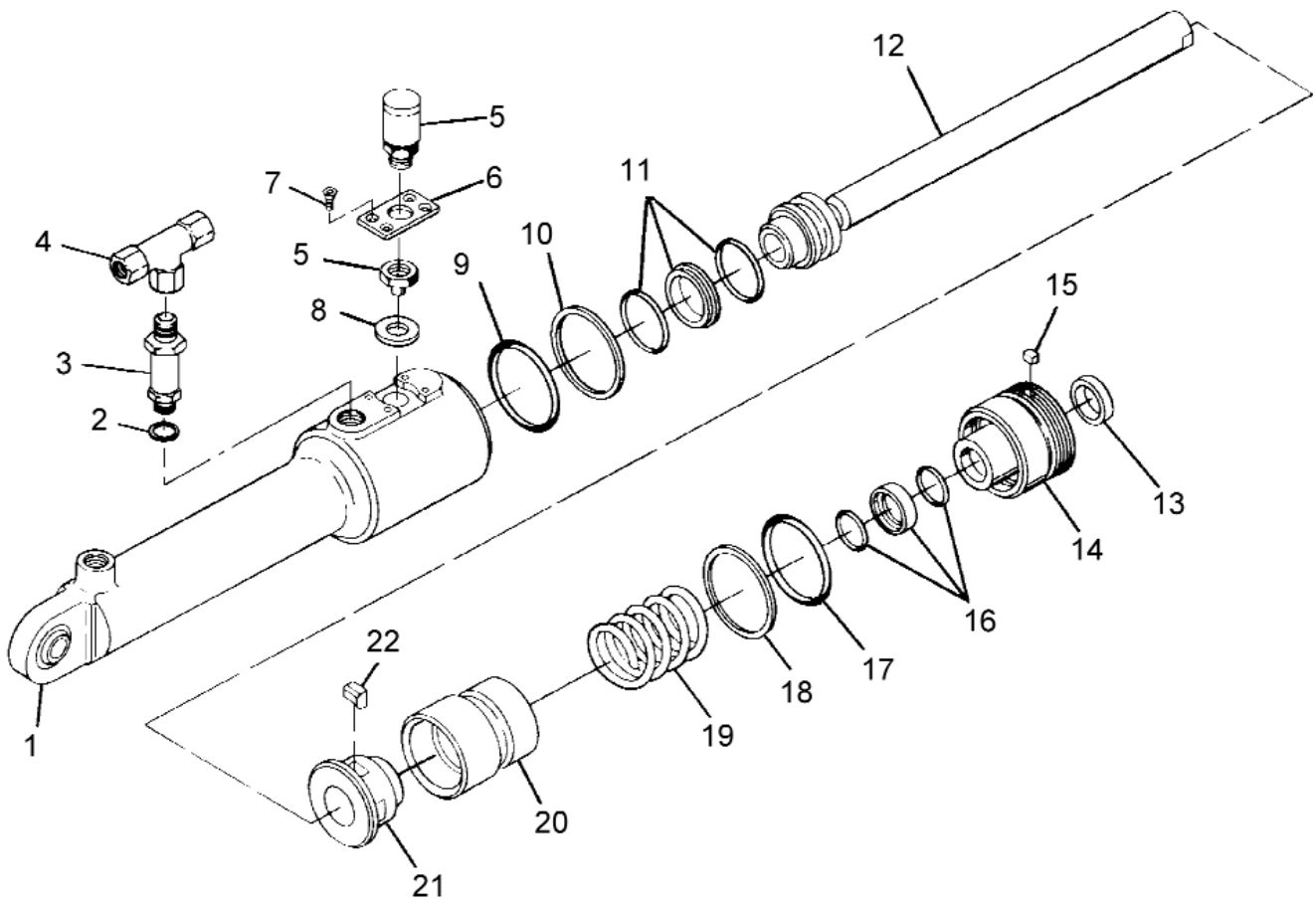


Figure 25B. Nose Gear Locking Actuator (Parker Hannifin)
(S/N 4608008 and up)

Reissued: September 10, 2006

**PIPER AIRCRAFT
PA-46-310P/350P MALIBU
AIRPLANE PARTS CATALOG**

CODE EXPLANATIONS FOR FIGURE 25B

- A - Order Repair Kit 765 325 for complete set of seats, rings, and nylon lock material. Parts are not available individually.
- B - Order Kit 765 337 for complete set of parts with this code.
- C - Ascertain requirement before ordering.
- D - See latest revision of Piper Service Bulletin 943A.

**PIPER AIRCRAFT
PA-46-310P/350P MALIBU
AIRPLANE PARTS CATALOG**

Figure and Index Number	Part Number	Code	Nomenclature	No. Req.	Serial Numbers Affected
25B-1	755 363		HOUSING ASSEMBLY	1	
-2	484 950		O-RING	1	
-3	584 385		VALVE - Restrictor	1	
-4	588 862	C	TEE	1	
	559 013	C	ELBOW	1	
-5	765 477		SWITCH - (with nut)	1	
-6	763 605		PLATE - Switch	1	
-7	765 476		SCREW - (MS24693-527	4	
-8		A	WASHER - Seal	1	
-9		A	O-RING	1	
-10		A	RING - Backup	1	
-11		A	T-SEAL	1	
-12		B	ROD - Piston	1	
-13		A	RING - Scraper	1	
-14	764 524	D	END GLAND	1	
-15		A	LOCK - Nylon	1	
-16		A	T-SEAL	1	
-17		A	O-RING	1	
-18		A	RING - Backup	1	
-19	765 468		SPRING	1	
-20	763 606		PLUNGER	1	
-21		B	GUIDE	1	
-22		B	LOCK - Pin	4	

When ordering, always specify Part Number, Description, and Serial Number of Aircraft

Reissued: September 10, 2006

**PIPER AIRCRAFT
PA-46-310P/350P MALIBU
AIRPLANE PARTS CATALOG**

THIS PAGE INTENTIONALLY LEFT BLANK

**PIPER AIRCRAFT
PA-46-310P/350P MALIBU
AIRPLANE PARTS CATALOG**

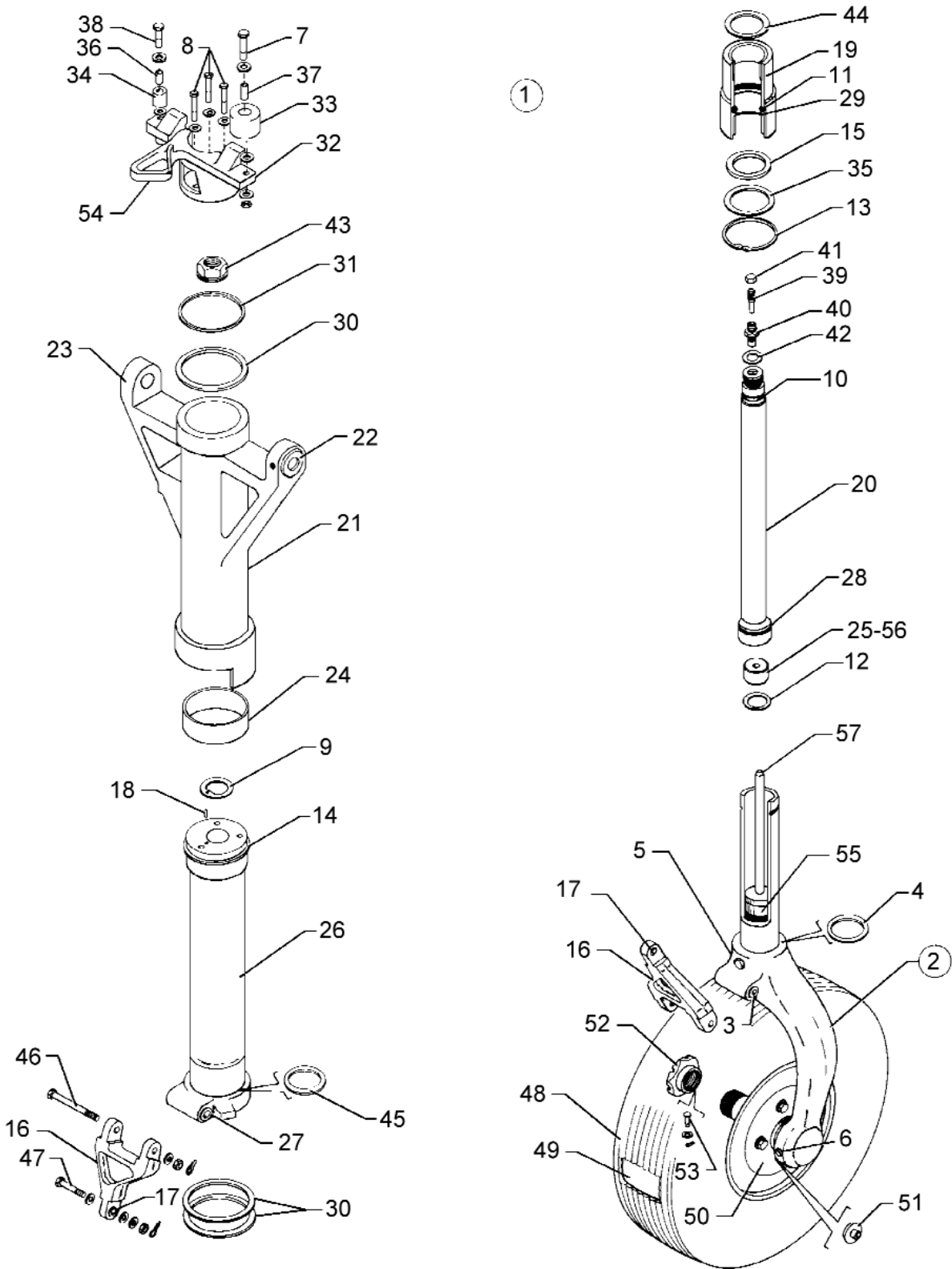


Figure 26. Nose Gear Assembly

Reissued: September 10, 2006

**PIPER AIRCRAFT
PA-46-310P/350P MALIBU
AIRPLANE PARTS CATALOG**

CODE EXPLANATIONS FOR FIGURE 26

- A - See Figure 27 for component parts.
- B - See Figure 28 for component parts.
- C - Used with McCauley Nose Wheel Assembly only.
- D - PA-46-310P only.
- E - PA-46-350P only.
- F - See miscellaneous group for replacement kit 766-211 for PA-46-310P.
- G - See latest revision of Piper Service Bulletin 858.

PIPER AIRCRAFT

PA-46-310P/350P MALIBU

AIRPLANE PARTS CATALOG

Figure and Index Number	Part Number	Code	Nomenclature	No. Req.	Serial Numbers Affected
26-	83602	D	DRAWING - Nose Gear Installation		
	89785	E	DRAWING - Nose Gear Installation		
-1	83604-04	D	GEAR ASSEMBLY - Nose (less tire, tube, and wheel assy)	1	
	89786-02	E	GEAR ASSEMBLY - Nose (less tire, tube, and wheel assy)	1	
-2	67050-03	D	* STRUT ASSEMBLY - Nose gear, lower	1	
	67050-05	E	* STRUT ASSEMBLY - Nose gear, lower	1	
-3	452 857		** BEARING	2	
-4	484 792		** O-RING	1	
-5	402 325		** BOLT - (AN174-27A)	1	
	407 585		** WASHER - (AN960-416L)	1	
	404 836		** NUT - (MS20364-428C)	1	
-6	400 019		** BOLT - (AN4-26A)	1	
	407 585		** WASHER - (AN960-416L)	1	
	404 836		** NUT - (MS20364-428C)	1	
-7	401 273		* BOLT - (AN3-14A)	1	
	407 564		* WASHER - (AN960-10) (under roller)	1	
	407 584		* WASHER - (AN960-10L)	2	
	404 887		* NUT - (MS20365-1032C)	1	
-8	401 302	G	* BOLT - (AN4H-5A)	3	
	407 565	G	* WASHER - (AN960-416)	3	
-9	21710-00		* WASHER - Nose gear lock	1	
-10	484 790		* O-RING	1	
-11	484 799		* O-RING	1	
-12	484 684		* RING - Snap	1	
-13	484 685		* RING - Snap	1	
-14	485 044		* RING - Snap	1	
-15	187 627		* STRIP - Wiper	1	
-16	83646-02		* LINK ASSEMBLY - Nose gear torque	2	
-17	452 450		** BEARING	2	
-18	480 700		* ROLL PIN	2	
-19	83629-02		* BEARING ASSEMBLY - Strut tube	1	
-20	83617-02		* TUBE - Nose gear orifice	1	
-21	100683-04	F,E	* TRUNNION ASSEMBLY - Nose gear	1	
	100683-05	F,D	* TRUNNION ASSEMBLY - Nose gear	1	
	100683-03		** TRUNNION - Nose gear	1	
-22	83630-12		** BUSHING - Trunnion assembly	2	
-23	460 686		** FITTING - Lubrication	2	
-24	452 837		** BEARING	2	
-25	83669-02	D	* PLATE - Orifice	1	
-26	83619-04		* TUBE ASSEMBLY - Nose gear strut, upper	1	
-27	452 857		** BEARING	2	
-28	484 828		* RING - Compression	1	
-29	485 049		* RETAINER	1	
-30	83637-02		* WASHER - Thrust	3	
-31	62833-134		* WASHER	AR	
-32	85154-12		* HORN ASSEMBLY - Steering	1	
-33	83638-02		* ROLLER - Nose gear steering	1	
-34	83638-06		* ROLLER - Nose gear steering	1	
-35	80122-88		* WASHER - Nose gear	1	
-36	63900-35		* BUSHING - Nose gear inner	1	
-37	86700-47		* BUSHING - Nose gear inner	1	
-38	401 273		* BOLT - (AN3-14A)	1	
	407 564		* WASHER - (AN960-10) (under roller)	1	
	407 584		* WASHER - (AN960-10L)	2	
	404 887		* NUT - (MS20365-1032C)	1	
-39	455 124		* CORE - Air valve	1	
-40	453 124		* BODY - Air valve	1	

When ordering, always specify Part Number, Description, and Serial Number of Aircraft

Reissued: September 10, 2006

**PIPER AIRCRAFT
PA-46-310P/350P MALIBU
AIRPLANE PARTS CATALOG**

Figure and Index Number	Part Number	Code	Nomenclature	No. Req.	Serial Numbers Affected
26-41	454 053		* CAP - Air valve	1	
-42	462 024		* GASKET - Air valve	1	
-43	404 840		* NUT - (MS20364-1414C)	1	
-44	584 127		* RETAINER	1	
-45	485 045		* O-RING	1	
-46	402 344		* BOLT - (AN175-32)	2	
	407 566		* WASHER - (AN960-516)	2	
	404 102		* NUT - (AN310-5)	2	
	424 051		* COTTER PIN	2	
-47	402 313		* BOLT - (AN174-13)	1	
	407 565		* WASHER - (AN960-416)	2	
	407 585		* WASHER - Center (AN960-416L)	1	
	404 101		* NUT - (AN310-4)	1	
	424 051		* COTTER PIN	1	
-48	451 734		TIRE - (5.00 x 5, 6 ply, Type III) McCreary	1	
-49	451 739		TUBE - (5.00 x 5)	1	
-50	551 792	A	WHEEL ASSEMBLY - Cleveland	1	
	551 772	B	WHEEL ASSEMBLY - McCauley	1	
-51	758 397	C	* BUSHING - Valve stem	1	
-52	67106-00		NUT - Nose gear axle	1	
-53	424 146		PIN	1	
	407 561		WASHER - (AN960-4)	AR	
	424 051		COTTER PIN	1	
-54	83638-05		RUB BLOCK	1	
	415 312		SCREW - (MS27039-0812)	2	
	407 583		WASHER - (AN960-8L)	4	
	404 833		NUT - (MS20364-832C)	2	
-55	89787-03	E	PLUG	1	
	579 388	E	PACKING	1	
	407 567	E	WASHER - (AN960-616)	1	
	404 838	E	NUT - (MS20364-624C)	1	
-56	89787-04	E	ORIFICE	1	
-57	89787-02	E	METERING PIN - Rod	1	

When ordering, always specify Part Number, Description, and Serial Number of Aircraft

PIPER AIRCRAFT
PA-46-310P/350P MALIBU
AIRPLANE PARTS CATALOG

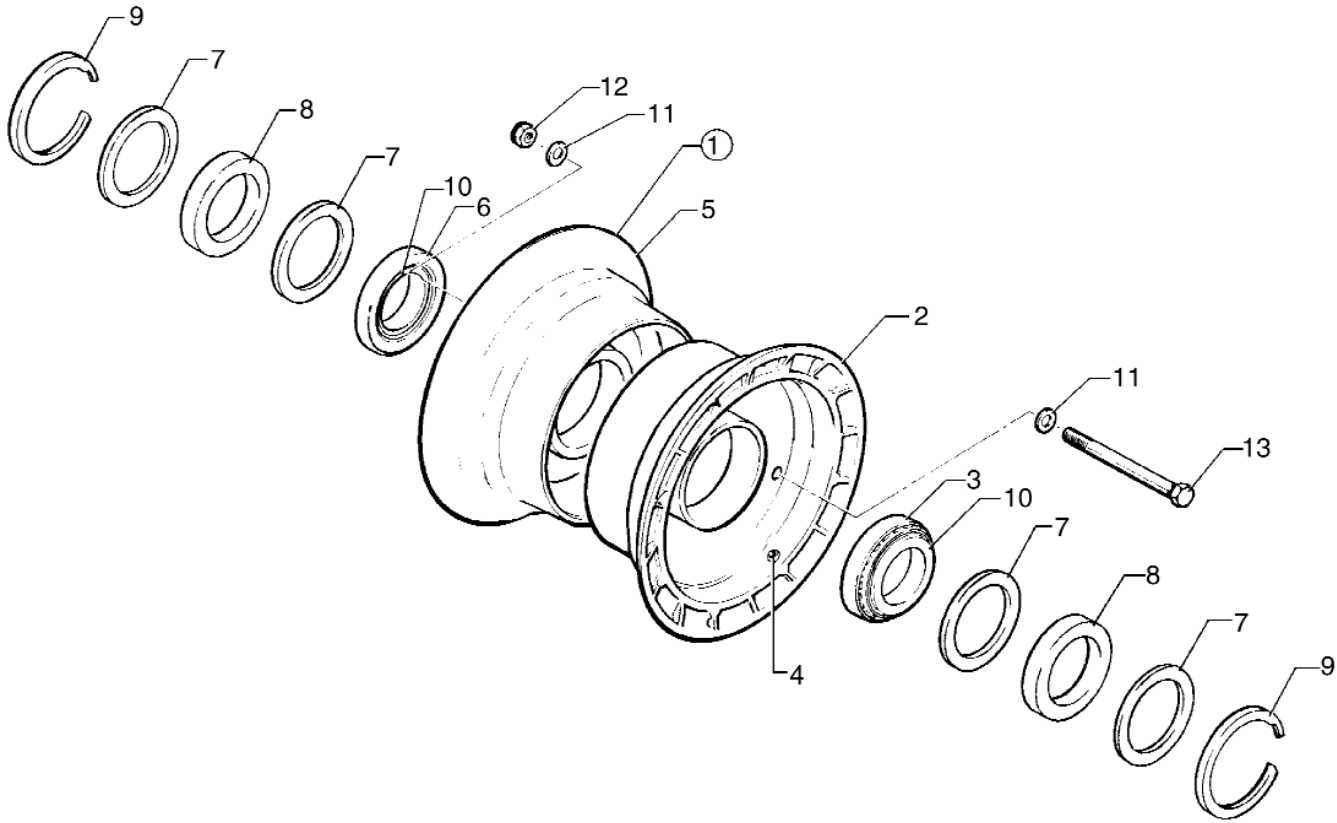


Figure 27. Nose Wheel Assembly (Cleveland)

Reissued: September 10, 2006

**PIPER AIRCRAFT
PA-46-310P/350P MALIBU
AIRPLANE PARTS CATALOG**

CODE EXPLANATIONS FOR FIGURE 27

**PIPER AIRCRAFT
PA-46-310P/350P MALIBU
AIRPLANE PARTS CATALOG**

Figure and Index Number	Part Number	Code	Nomenclature	No. Req.	Serial Numbers Affected
27-1	551 792		WHEEL ASSEMBLY - Nose	1	
-2	756 667		* WHEEL HALF ASSEMBLY - Outer (with valve hole)	1	
-3	757 831		** CUP - Bearing	1	
-4	755 048		** GROMMET	1	
-5	756 668		* WHEEL HALF ASSEMBLY - Inner	1	
-6	757 831		** CUP - Bearing	1	
-7	756 007		* RING - Grease seal	4	
-8	754 804		* FELT - Grease seal	2	
-9	756 008		* RING - Snap	2	
-10	758 733		* BEARING - Cone	2	
-11	407 565		* WASHER - Wheel bolt (AN960-416)	6	
-12	404 888		* NUT - Wheel bolt (AN365-428)	3	
-13	400 015		* BOLT - Wheel (AN4-22A)	3	

When ordering, always specify Part Number, Description, and Serial Number of Aircraft

Reissued: September 10, 2006

**PIPER AIRCRAFT
PA-46-310P/350P MALIBU
AIRPLANE PARTS CATALOG**

THIS PAGE INTENTIONALLY LEFT BLANK

**PIPER AIRCRAFT
PA-46-310P/350P MALIBU
AIRPLANE PARTS CATALOG**

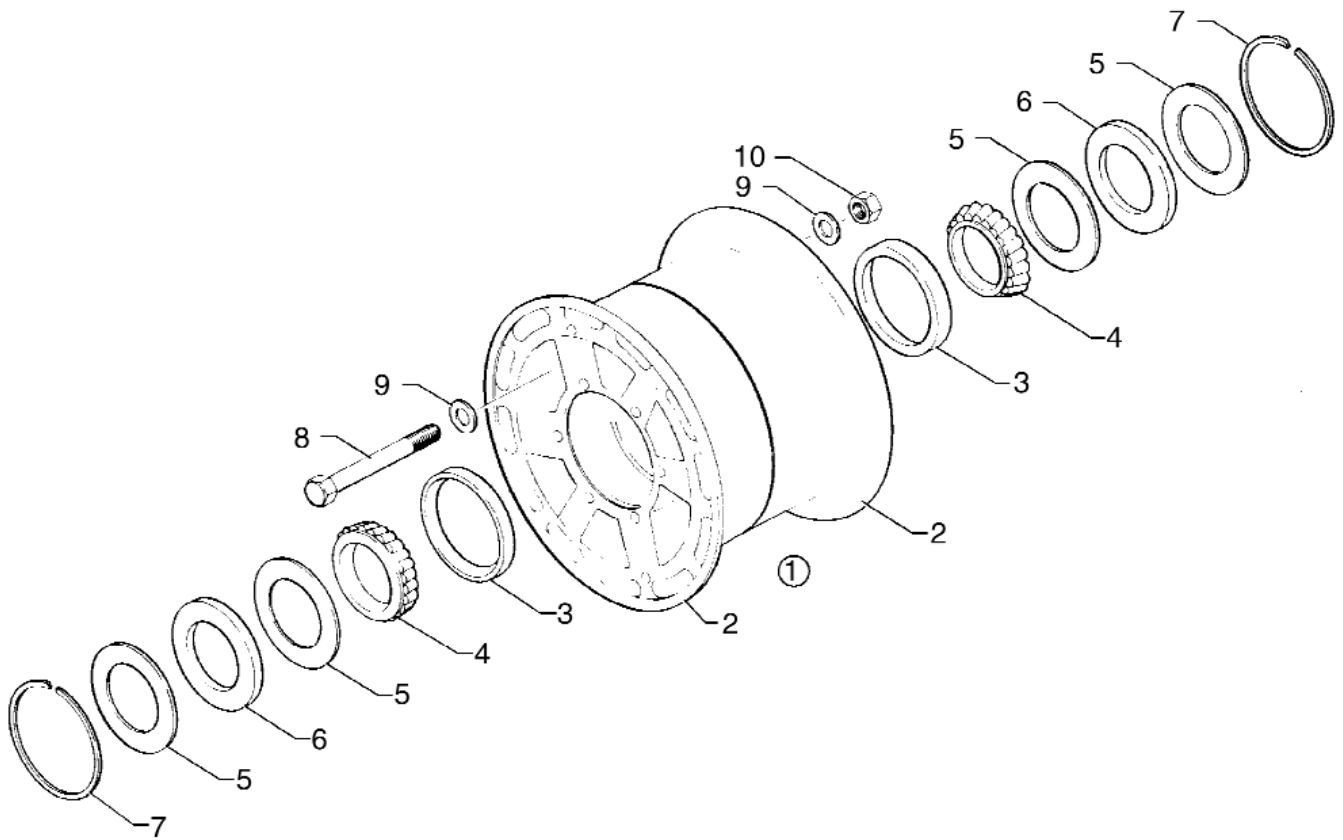


Figure 28. Nose Wheel Assembly (McCauley)

Reissued: September 10, 2006

**PIPER AIRCRAFT
PA-46-310P/350P MALIBU
AIRPLANE PARTS CATALOG**

CODE EXPLANATIONS FOR FIGURE 28

**PIPER AIRCRAFT
PA-46-310P/350P MALIBU
AIRPLANE PARTS CATALOG**

Figure and Index Number	Part Number	Code	Nomenclature	No. Req.	Serial Numbers Affected
28-1	551 772		WHEEL ASSEMBLY - Nose	1	
-2	756 686		* WHEEL - Half	2	
-3	763 215		* * CUP - Bearing	1	
-4	758 391		* BEARING - Cone	2	
-5	762 560		* RETAINER	4	
-6	754 856		* FELT	2	
-7	762 561		* RING - Retaining	2	
-8	758 393		* BOLT	3	
-9	756 685		* WASHER	6	
-10	752 571		* NUT	3	

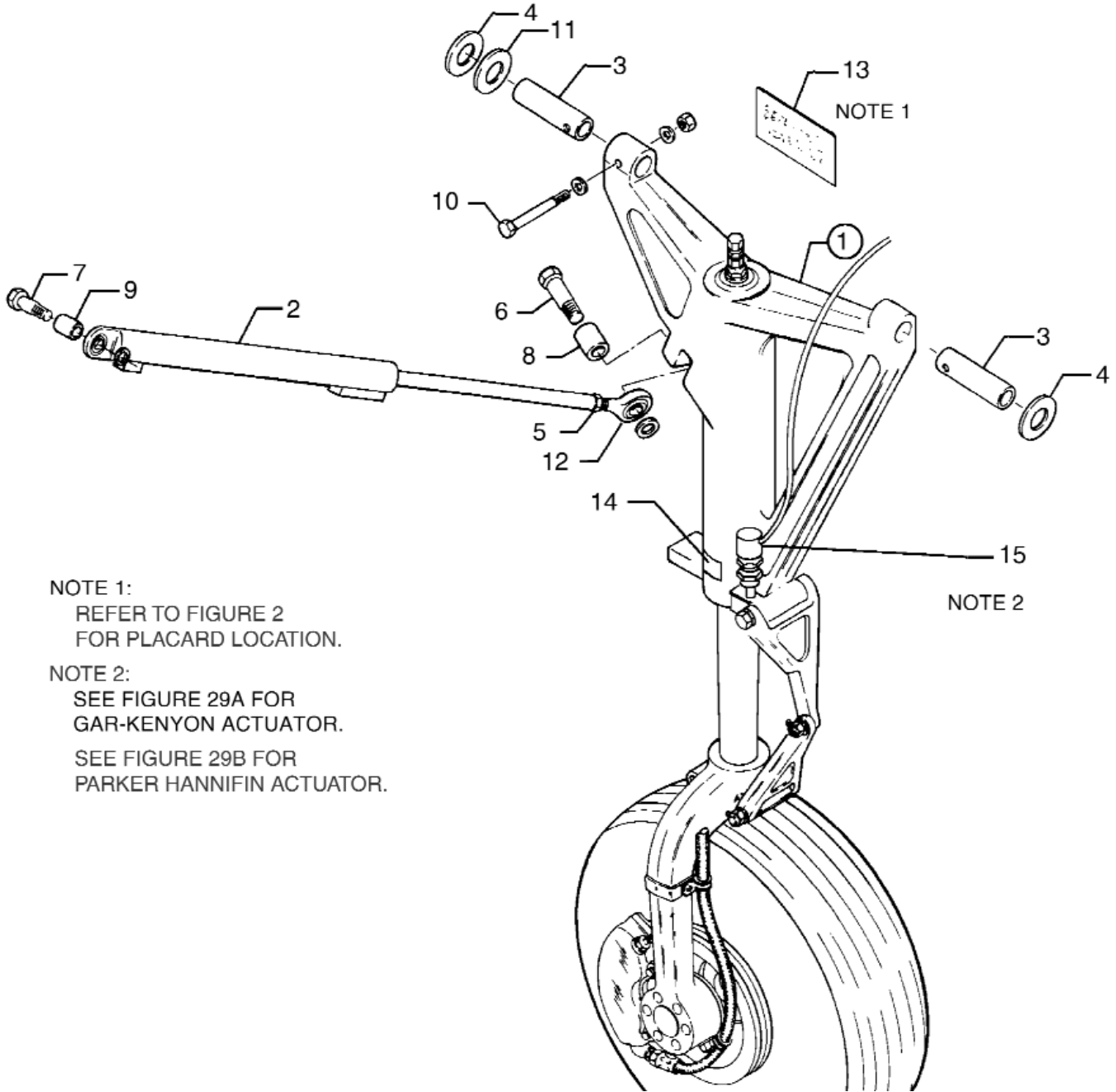
When ordering, always specify Part Number, Description, and Serial Number of Aircraft

Reissued: September 10, 2006

**PIPER AIRCRAFT
PA-46-310P/350P MALIBU
AIRPLANE PARTS CATALOG**

THIS PAGE INTENTIONALLY LEFT BLANK

**PIPER AIRCRAFT
PA-46-310P/350P MALIBU
AIRPLANE PARTS CATALOG**



NOTE 1:
REFER TO FIGURE 2
FOR PLACARD LOCATION.

NOTE 2:
SEE FIGURE 29A FOR
GAR-KENYON ACTUATOR.
SEE FIGURE 29B FOR
PARKER HANNIFIN ACTUATOR.

Figure 29. Main Gear Installation

**PIPER AIRCRAFT
PA-46-310P/350P MALIBU
AIRPLANE PARTS CATALOG**

CODE EXPLANATIONS FOR FIGURE 29

- A - See Figure 30 for component parts.
- B - See Figure 29A for component parts.
- C - See Figure 29B for component parts.
- D - PA-46-310P only.
- E - PA-46-350P only.

**PIPER AIRCRAFT
PA-46-310P/350P MALIBU
AIRPLANE PARTS CATALOG**

Figure and Index Number	Part Number	Code	Nomenclature	No. Req.	Serial Numbers Affected
29-	83600	D	DRAWING - Main Gear Installation		
	89780	E	DRAWING - Main Gear Installation		
-1	83603-04	A,D	GEAR ASSEMBLY - Main, left (less tire, tube, wheel and brake assembly)	1	
	89781-02	A,E	GEAR ASSEMBLY - Main, left (less tire, tube, wheel and brake assembly)	1	
	83603-05	A,D	GEAR ASSEMBLY - Main, right (less tire, tube, wheel and brake assembly)	1	
	89781-03	A,E	GEAR ASSEMBLY - Main, right (less tire, tube, wheel and brake assembly)	1	
-2	83668-02	B,D	ACTUATOR - Main gear locking (Gar-Kenyon)	2	46-8408001 thru 46-8608067 and 4608001 thru 4608007
	89075-02	C,D	ACTUATOR ASSY - Main gear locking (Parker Hannifin)	2	4608008 and up
	89075-09	C,E	ACTUATOR ASSY - Main gear locking, left (Parker Hannifin)	1	
	89075-10	C,E	ACTUATOR ASSY - Main gear locking, right (Parker Hannifin)	1	
	83668-04	C	* ACTUATOR - Main gear locking (Parker Hannifin)	2	4608008 and up, 4622001 and up
-3	83645-02		PIN - Trunnion, main gear	4	
-4	594 092		WASHER - Thrust	4	
-5	404 326		NUT - (AN316-8R)	2	
-6	83600-04		BOLT - Main gear actuator attachment, lower	2	
	407 589		WASHER - (AN960-816L)	2	
-7	83600-05		BOLT - Main gear actuator attachment, upper	2	
	407 591		WASHER - (AN960-716L)	2	
-8	82695-60		BUSHING - Actuator attachment, lower	2	
-9	82695-59		BUSHING - Actuator attachment, upper	2	
-10	400 453		BOLT - (AN3-21A)	4	
	407 564		WASHER - (AN960-10)	4	
	407 584		WASHER - (AN960-10L)	4	
	404 887		NUT - (MS20365-1032C)	4	
-11	83698-02		SHIM - Main gear, forward (laminated)	AR	
-12	452 853		BEARING - Rod end	2	
-13	87369-50		PLACARD - Service instructions, main gear strut	2	
-14	84967-47		DECAL - Ground attach point	2	
-15	87545-06		SWITCH ASSEMBLY - Main gear, Left (flight time)	1	

When ordering, always specify Part Number, Description, and Serial Number of Aircraft

Reissued: September 10, 2006

**PIPER AIRCRAFT
PA-46-310P/350P MALIBU
AIRPLANE PARTS CATALOG**

THIS PAGE INTENTIONALLY LEFT BLANK

**PIPER AIRCRAFT
PA-46-310P/350P MALIBU
AIRPLANE PARTS CATALOG**

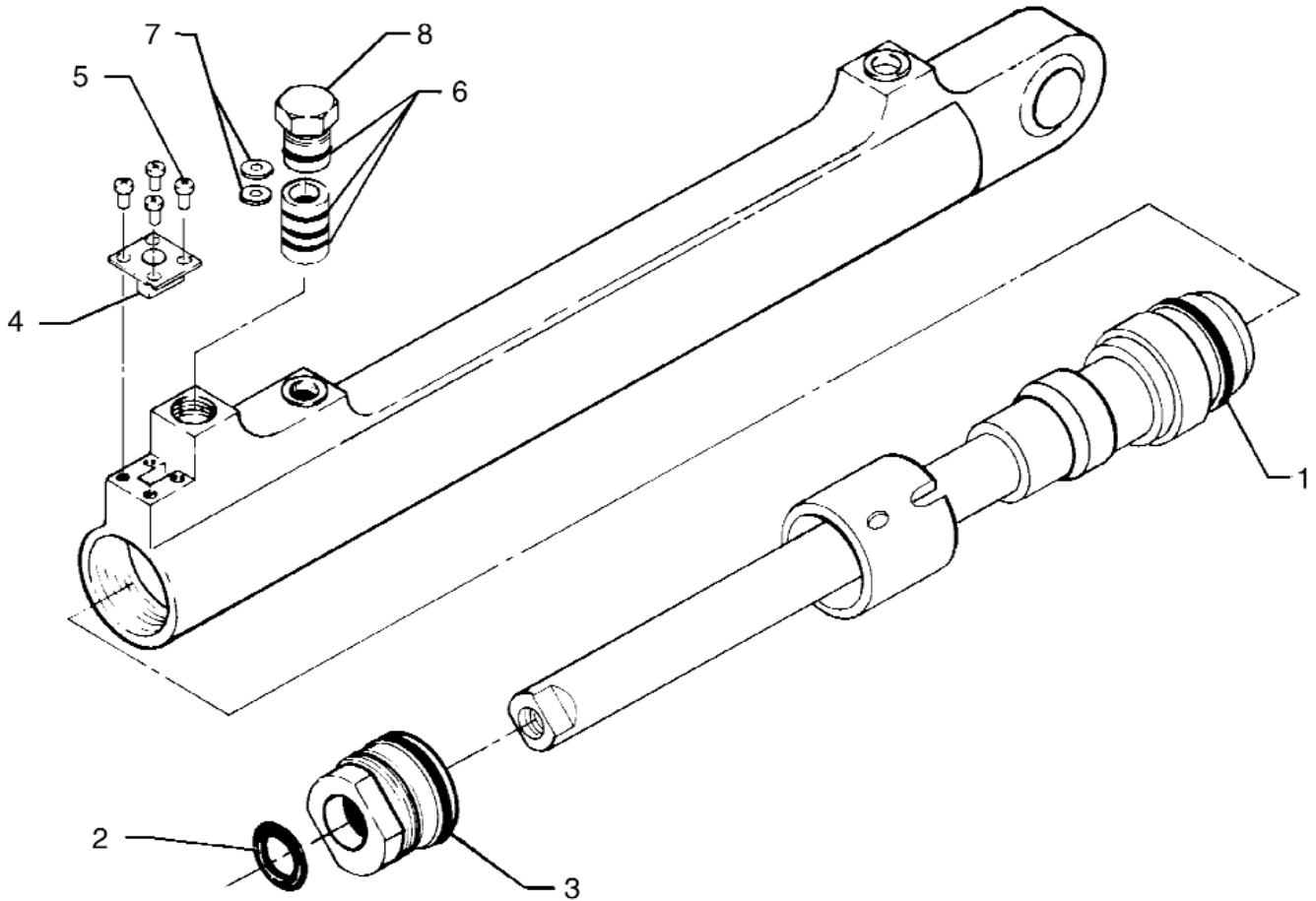


Figure 29A. Main Gear Locking Actuator (Gar-Kenyon)
(S/N 46-8408001 thru 46-8608067 and 4608001 thru 4608007)

Reissued: September 10, 2006

**PIPER AIRCRAFT
PA-46-310P/350P MALIBU
AIRPLANE PARTS CATALOG**

CODE EXPLANATIONS FOR FIGURE 29A

- A - Order if airplane complies with latest Piper Service Letter 995A.
- B - See latest revision of Service Bulletin 808.

**PIPER AIRCRAFT
PA-46-310P/350P MALIBU
AIRPLANE PARTS CATALOG**

Figure and Index Number	Part Number	Code	Nomenclature	No. Req.	Serial Numbers Affected
29A-1	752 632		O-RING - Piston	1	
-2	752 633		O-RING - End fitting, inner	1	
-3	485 004	B	O-RING - End fitting, outer	1	
-4	765 456		SWITCH ASSEMBLY	1	
-5	764 876		SCREW - Cap, socket head	4	
-6	752 634		O-RING - Switch piston and cap	3	
-7	407 560		WASHER - (AN960-3)	2	
-8	764 783		SWITCH CAP	1	

When ordering, always specify Part Number, Description, and Serial Number of Aircraft

Reissued: September 10, 2006

**PIPER AIRCRAFT
PA-46-310P/350P MALIBU
AIRPLANE PARTS CATALOG**

THIS PAGE INTENTIONALLY LEFT BLANK

PIPER AIRCRAFT
PA-46-310P/350P MALIBU
AIRPLANE PARTS CATALOG

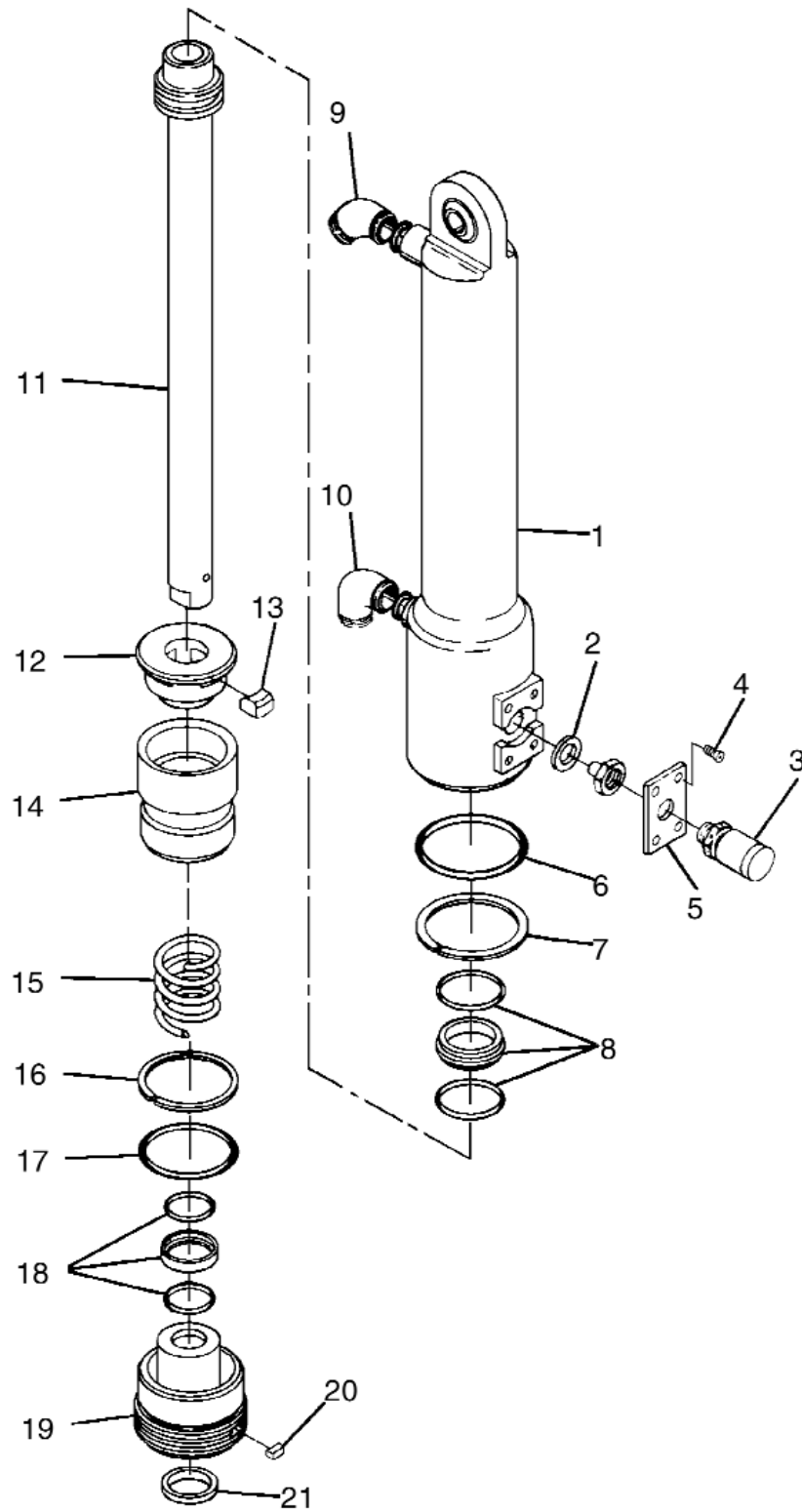


Figure 29B. Main Gear Locking Actuator (Parker Hannifin)
(S/N 4608008 and up) (PA-46-310P)
(S/N 46-22001 and up) (PA-46-350P)

Reissued: September 10, 2006

**PIPER AIRCRAFT
PA-46-310P/350P MALIBU
AIRPLANE PARTS CATALOG**

CODE EXPLANATIONS FOR FIGURE 29B

- A - Order Repair Kit 765 324 for complete set of rings, seals, and nylon lock material. Parts are not available individually.
- B - Order Kit 765 336 for complete set of parts with this code.
- C - See latest revision of Piper Service Bulletin 943A.

**PIPER AIRCRAFT
PA-46-310P/350P MALIBU
AIRPLANE PARTS CATALOG**

Figure and Index Number	Part Number	Code	Nomenclature	No. Req.	Serial Numbers Affected
29B-1	755 361		HOUSING ASSEMBLY	1	
-2		A	WASHER - Seal	1	
-3	765 477		SWITCH (with nuts)	1	
-4	765 476		SCREW	4	
-5	763 601		PLATE	1	
-6		A	O-RING	1	
-7		A	RING - Backup	1	
-8		A	T-SEAL ASSEMBLY	1	
-9	559 015		ELBOW - 45°	1	
	484 950		O-RING	1	
-10	559 013		ELBOW - 90°	1	
	484 950		O-RING	1	
-11		B	ROD - Piston	1	
-12		B	GUIDE	1	
-13		B	LOCK - Pin	4	
-14	763 462		PLUNGER	1	
-15	765 465		SPRING	1	
-16		A	RING - Backup	1	
-17		A	O-RING	1	
-18		A	T-SEAL ASSEMBLY	1	
-19	764 522	C	END GLAND	1	
-20		A	LOCK - Nylon	1	
-21		A	RING - Scraper	1	

When ordering, always specify Part Number, Description, and Serial Number of Aircraft

Reissued: September 10, 2006

**PIPER AIRCRAFT
PA-46-310P/350P MALIBU
AIRPLANE PARTS CATALOG**

THIS PAGE INTENTIONALLY LEFT BLANK

PIPER AIRCRAFT
PA-46-310P/350P MALIBU
AIRPLANE PARTS CATALOG

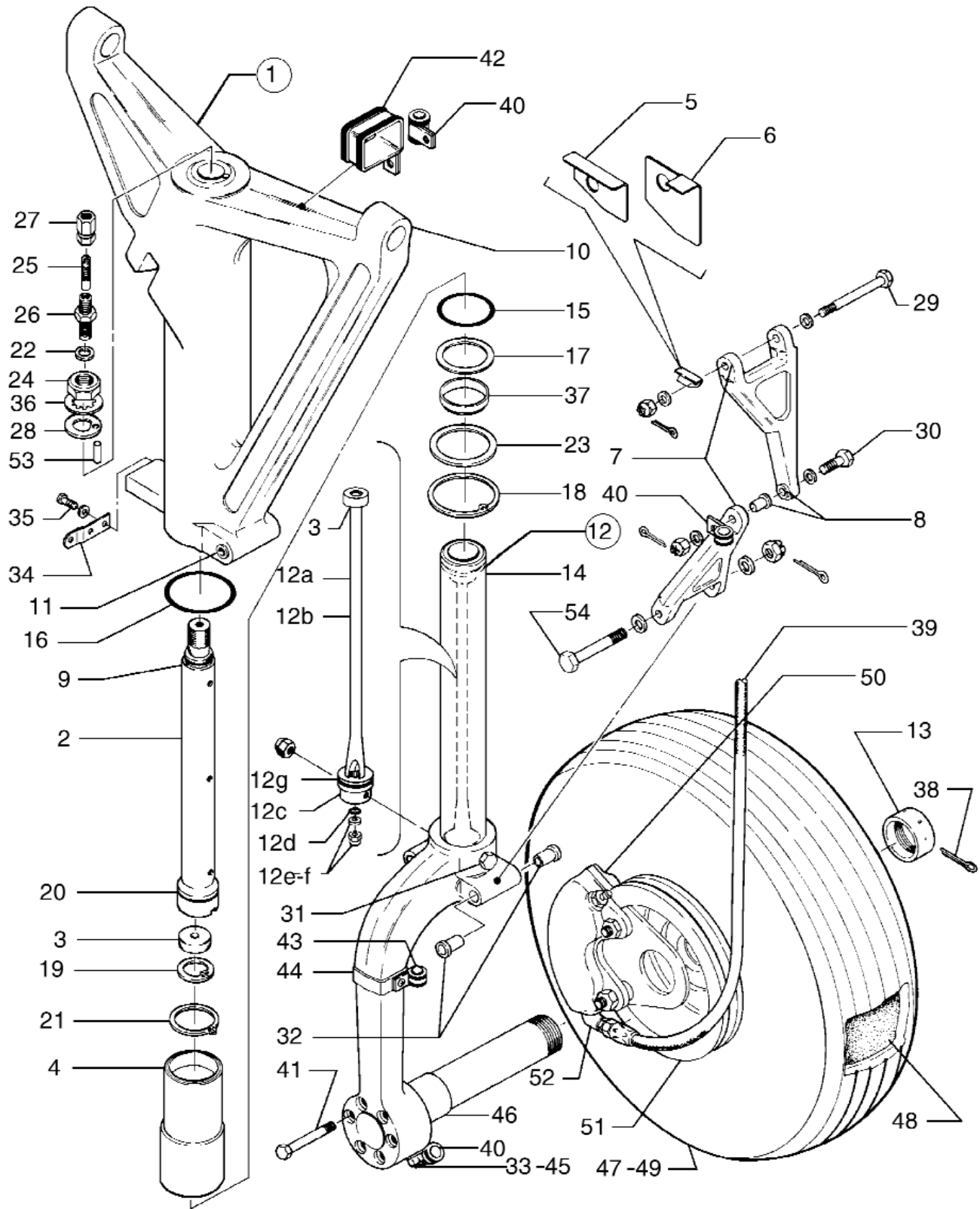


Figure 30. Main Gear Assembly

Reissued: September 10, 2006

**PIPER AIRCRAFT
PA-46-310P/350P MALIBU
AIRPLANE PARTS CATALOG**

CODE EXPLANATIONS FOR FIGURE 30

- A - See Figure 32 for component parts.
- B - See Figure 31 for component parts.
- C - Ascertain the type of bracket currently installed on aircraft and order an identical bracket.
- D - PA-46-310P only.
- E - PA-46-350P only.

**PIPER AIRCRAFT
PA-46-310P/350P MALIBU
AIRPLANE PARTS CATALOG**

Figure and Index Number	Part Number	Code	Nomenclature	No. Req.	Serial Numbers Affected
30-	83600	D	DRAWING - Main Gear Installation		
	89780	E	DRAWING - Main Gear Installation		
-1	83603-04	D	GEAR ASSEMBLY - Main, left (less tire, tube, wheel and brake assembly)	1	
	83603-05	D	GEAR ASSEMBLY - Main, right (less tire, tube, wheel and brake assembly)	1	
	89781-02	E	GEAR ASSEMBLY - Main, left	1	
	89781-03	E	GEAR ASSEMBLY - Main, right	1	
-2	39481-05		* TUBE - Orifice, main landing gear	1	
-3	39482-03	D	* PLATE - Orifice	1	
	89782-04	E	* PLATE - Orifice	1	
-4	83629-02		* BEARING - Landing gear	1	
-5	84592-05	C	* BRACKET - Squat switch actuator, left	1	
-6	84592-08	C	* BRACKET - Squat switch actuator, left	1	
-7	67012-00		* LINK ASSEMBLY - Landing gear torque	2	
	67012-02		** LINK - Landing gear torque	2	
-8	31796-00		** BUSHING - Landing gear strut	1	
-9	484 790		* O-RING	1	
-10	83605-02		* TRUNNION ASSEMBLY - Main landing gear, left	1	
	83605-03		* TRUNNION ASSEMBLY - Main landing gear, right	1	
	83605-04		** TRUNNION - Main landing gear, left	1	
	83605-05		** TRUNNION - Main landing gear, right	1	
-11	452 857		** BEARING	2	
-12	83607-06	D	* STRUT ASSEMBLY - Main landing gear	2	
	83607-04	E	* STRUT ASSEMBLY - Main landing gear	2	
-12a	89782-05	E	** METERING PIN ASSEMBLY	1	
-12b	89782-03	E	*** METERING PIN - Main gear	1	
-12c	20787-00	D	*** PLUG	1	
	89782-02	E	*** PLUG	1	
-12d	579 388	E	*** O-RING	1	
-12e	407 567	E	*** WASHER - (AN960-616)	1	
-12f	404 838	E	*** NUT - (MS20364-624C)	1	
-12g	484 792	E	** O-RING	1	
-13	66820-00		** NUT - Main gear axle assembly	1	
-14	83610-02		** TUBE - Main landing gear strut	1	
-15	484 799		* O-RING	1	
-16	485 045		* O-RING	1	
-17	485 049		* RING - Retainer	1	
-18	484 685		* RING - Snap	1	
-19	484 684		* RING - Snap	1	
-20	484 828		* RING - Compression	1	
-21	584 127		* RING - Retainer	1	
-22	462 024	D	* GASKET - Air valve	1	
-23	80122-88		* WASHER - Main gear	1	
-24	404 840		* NUT - (MS20364-1414C)	1	
-25	455 124	D	* CORE - Air valve	1	
-26	453 124	D	* BODY - Air valve	1	
	492 401	E	* AIR VALVE ASSY - (85571-02)	1	
-27	454 053	D	* CAP - Air valve	1	
-28	21710-00		* WASHER - Main gear	1	
-29	402 344		* BOLT - (AN175-32)	1	
	407 566		* WASHER - (AN960-516)	2	
	404 102		* NUT - (AN310-5)	1	
	424 051		* COTTER PIN	1	

When ordering, always specify Part Number, Description, and Serial Number of Aircraft

Reissued: September 10, 2006

PIPER AIRCRAFT

PA-46-310P/350P MALIBU

AIRPLANE PARTS CATALOG

Figure and Index Number	Part Number	Code	Nomenclature	No. Req.	Serial Numbers Affected
30-30	402 312		* BOLT - (AN174-14)	1	
	407 565		* WASHER - (AN960-416)	4	
	404 101		* NUT - (AN310-4)	1	
	424 051		COTTER PIN	1	
-31	402 990		* BOLT - (NAS464P5LA-41)	1	
	407 586		* WASHER - (AN960-516L)	2	
	404 889		* NUT - (MS20365-524C)	1	
-32	67026-07		* BUSHING - Main strut	2	
-33	401 330		* BOLT - (AN4-32A)	1	
	407 585		* WASHER - (AN960-416L)	1	
	404 836		* NUT - (MS20365-428C)	1	
-34	83719-02		* BRACKET - Main landing gear	1	
-35	401 264		* BOLT - (AN3H4A)	2	
	407 584		* WASHER - (AN960-10L)	2	
-36	-----		Deleted		
-37	187 627		* STRIP - Wiper	1	
-38	424 071		COTTER PIN	2	
-39	84012-02		HOSE ASSEMBLY - Brake line	2	
-40	454 931		CLAMP	3	
-41	401 330		BOLT - (AN4-32A)	12	
	407 585		WASHER - (AN960-416L)	12	
	404 888		NUT - (MS20365-428C)	12	
-42	654 145		CLAMP	2	
-43	554 621		CLAMP	2	
-44	67277-00		CLAMP	2	
-45	407 565		WASHER - (AN960-416)	2	
	454 820		CLAMP	1	
-46	82695-14		BUSHING - Main gear	2	
-47	451 747	D	TIRE - (6.00 x 6, 8 ply) B.F. Goodrich	2	
-48	451 735	D	TUBE - (6.00 x 6)	2	
-49	551 658	E	TIRE/TUBE - McCreary	2	
-50	551 725	A	BRAKE ASSEMBLY - Parker Hannifin	2	
-51	551 770	B	WHEEL ASSEMBLY - Parker Hannifin	2	
-52	458 893		ELBOW	2	
-53	480 700		ROLL PIN	2	
-54	402 992		BOLT - (AN175-31)	1	
	85012-133		WASHER	AR	
	85012-134		WASHER	AR	
	407 566		WASHER (AN960-516)	1	
	404 394		NUT - (AN320-5)	1	
	424 051		COTTER PIN	1	

When ordering, always specify Part Number, Description, and Serial Number of Aircraft

PIPER AIRCRAFT
PA-46-310P/350P MALIBU
AIRPLANE PARTS CATALOG

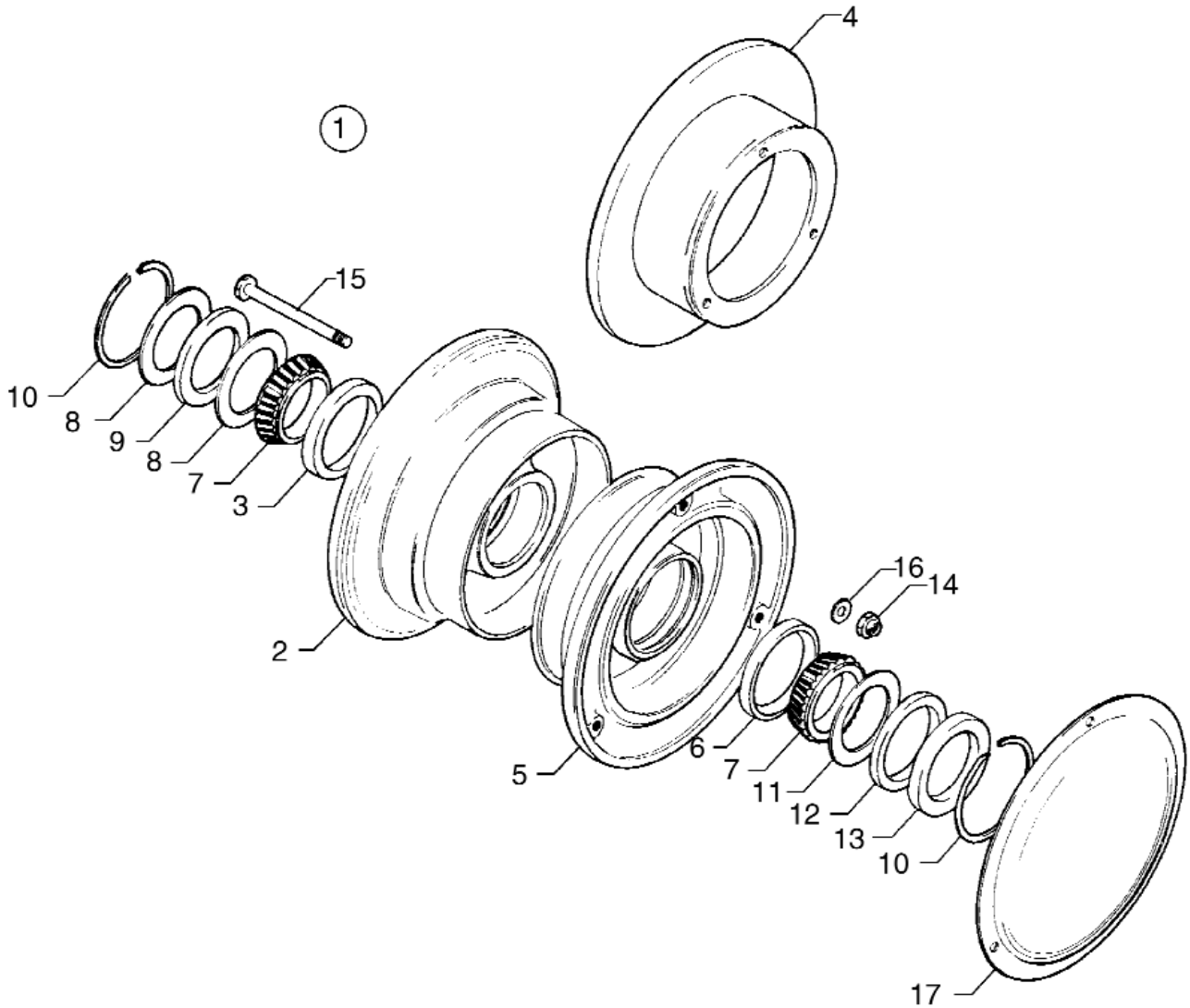


Figure 31. Main Wheel Assembly

Reissued: September 10, 2006

**PIPER AIRCRAFT
PA-46-310P/350P MALIBU
AIRPLANE PARTS CATALOG**

CODE EXPLANATIONS FOR FIGURE 31

**PIPER AIRCRAFT
PA-46-310P/350P MALIBU
AIRPLANE PARTS CATALOG**

Figure and Index Number	Part Number	Code	Nomenclature	No. Req.	Serial Numbers Affected
31-1	551 770		WHEEL ASSEMBLY - Main (heavy duty)	2	
-2	763 751		* WHEEL - Half, inner	1	
-3	751 494		** CUP - Bearing	1	
-4	754 614		* DISC ASSEMBLY - Brake	1	
-5	763 752		* WHEEL - Half, outer	1	
-6	751 494		** CUP - Bearing	1	
-7	751 489		* BEARING - Cone, Timken	2	
-8	755 999		* RING - Grease seal	2	
-9	751 772		* FELT - Grease seal	1	
-10	752 830		* RING - Snap	2	
-11	755 929		* RING - Grease seal	1	
-12	751 810		* FELT - Grease seal	1	
-13	755 930		* RING - Grease seal	1	
-14	404 889		* NUT - Wheel bolt (AN365-524)	6	
-15	401 375		* BOLT - Wheel (AN5-35A)	6	
-16	407 566		* WASHER - Wheel bolt (AN960-516)	12	
-17	83710-02		CAP - Hub	2	

When ordering, always specify Part Number, Description, and Serial Number of Aircraft

**PIPER AIRCRAFT
PA-46-310P/350P MALIBU
AIRPLANE PARTS CATALOG**

THIS PAGE INTENTIONALLY LEFT BLANK

PIPER AIRCRAFT
PA-46-310P/350P MALIBU
AIRPLANE PARTS CATALOG

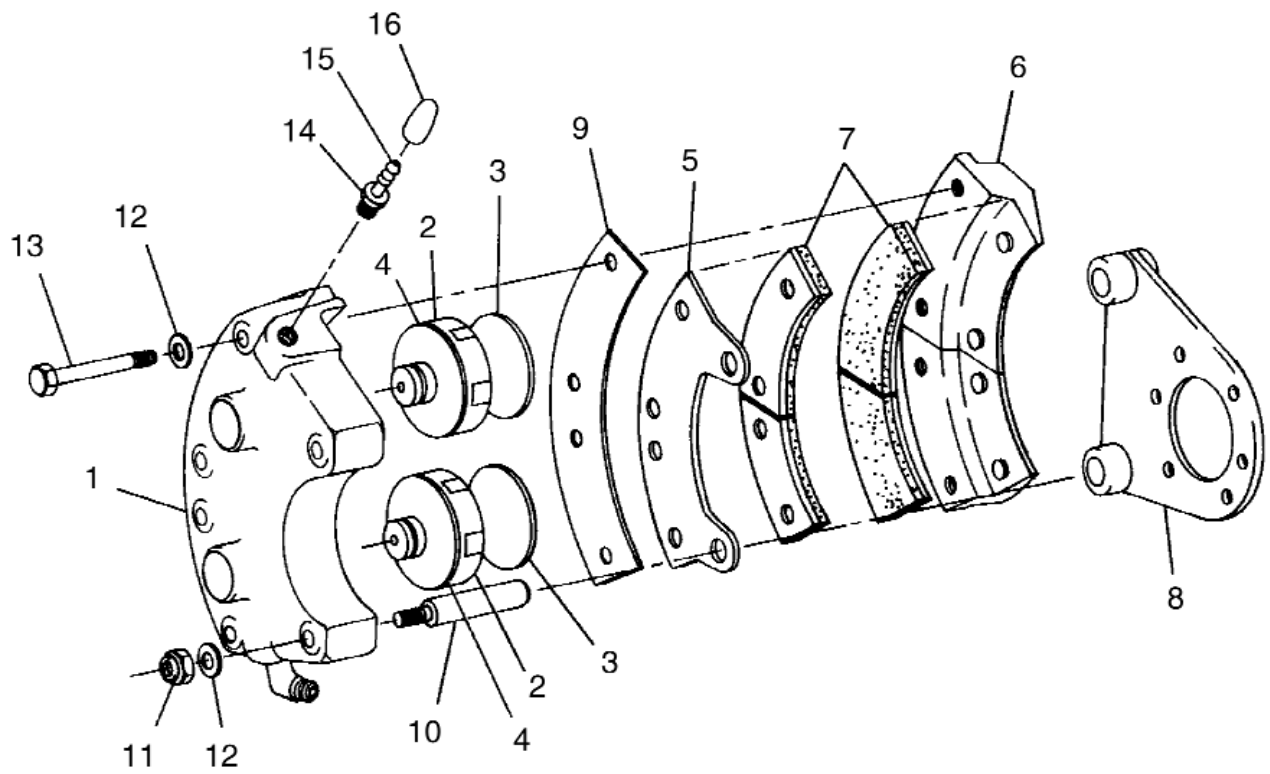


Figure 32. Brake Assembly

Reissued: September 10, 2006

**PIPER AIRCRAFT
PA-46-310P/350P MALIBU
AIRPLANE PARTS CATALOG**

CODE EXPLANATIONS FOR FIGURE 32

**PIPER AIRCRAFT
PA-46-310P/350P MALIBU
AIRPLANE PARTS CATALOG**

Figure and Index Number	Part Number	Code	Nomenclature	No. Req.	Serial Numbers Affected
32-1	551 725		BRAKE ASSEMBLY	1	
	764 790		* CYLINDER ASSEMBLY	1	
	763 359		** CYLINDER	1	
	757 483		** PISTON ASSEMBLY	2	
-2	766 004		*** PISTON	2	
-3	765 017		*** INSULATOR	2	
-4	484 698		*** O-RING	2	
-5	757 485		** PRESSURE PLATE ASSEMBLY - Pressure	1	
-6	757 484		** BACK PLATE ASSEMBLY	2	
-7	761 197		*** LINING	2	
-8	757 209		* TORQUE PLATE ASSEMBLY	1	
-9	765 489		** SHIM	1	
-10	753 407		** BOLT - Anchor	2	
-11	404 888		** NUT - (AN365-428)	2	
-12	407 585		** WASHER - (AN960-416L)	6	
-13	758 539		** BOLT	4	
-14	752 966		** SEAT - Bleeder	1	
-15	752 965		** SCREW - Bleeder	1	
-16	753 850		** CAP	1	

When ordering, always specify Part Number, Description, and Serial Number of Aircraft

Reissued: September 10, 2006

**PIPER AIRCRAFT
PA-46-310P/350P MALIBU
AIRPLANE PARTS CATALOG**

THIS PAGE INTENTIONALLY LEFT BLANK

**PIPER AIRCRAFT
PA-46-310P/350P MALIBU
AIRPLANE PARTS CATALOG**

NOTE:
GAR-KENYON ACTUATOR SHOWN.
SEE FIGURE 33A FOR PARKER
HANNIFIN ACTUATOR

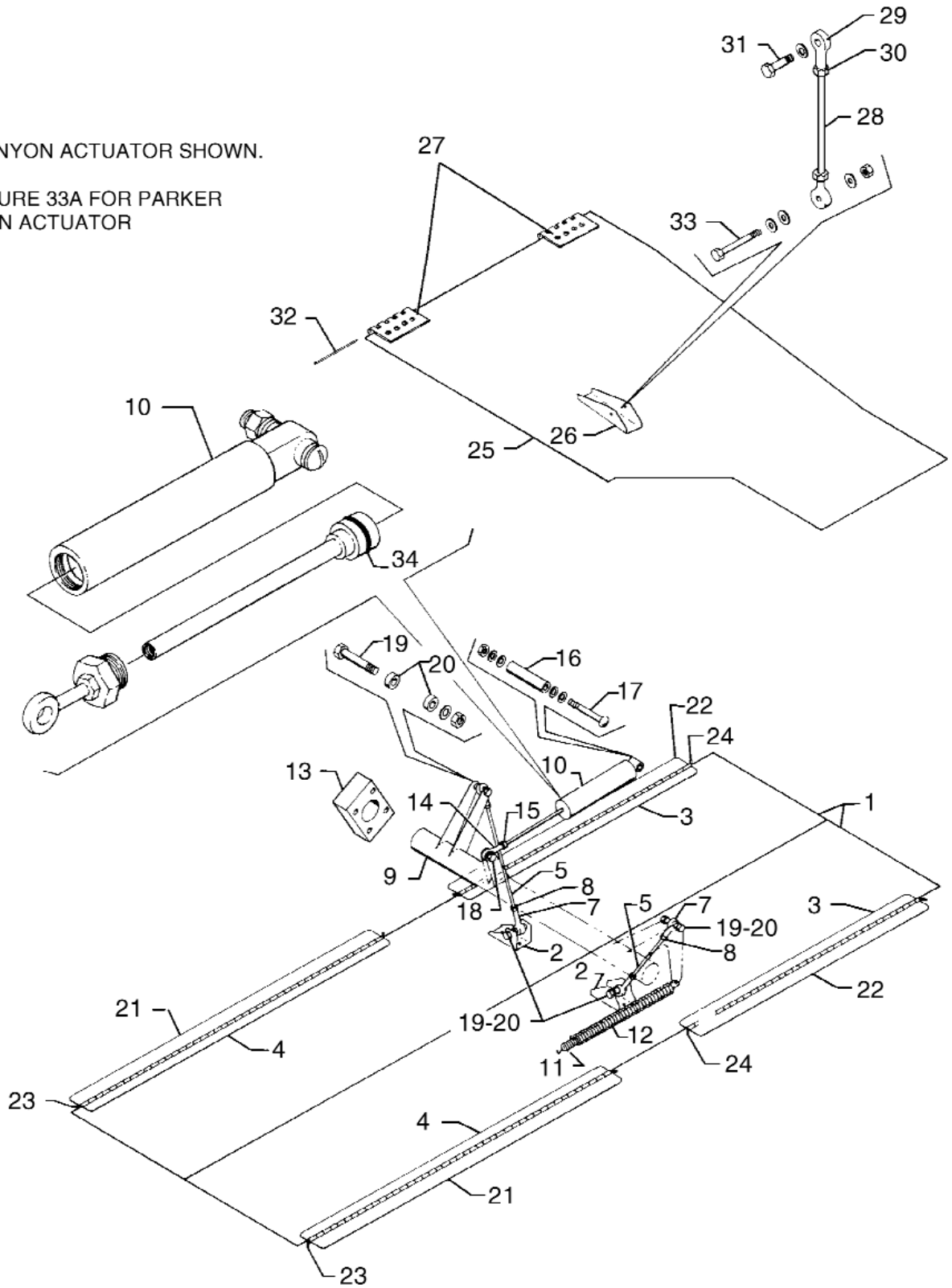


Figure 33. Nose and Main Gear Door Actuation Installation

Reissued: September 10, 2006

**PIPER AIRCRAFT
PA-46-310P/350P MALIBU
AIRPLANE PARTS CATALOG**

CODE EXPLANATIONS FOR FIGURE 33

- A - PA-46-310P only.
- B - PA-46-350P only.
- C - See latest revision of Piper Service Bulletin 892A.

**PIPER AIRCRAFT
PA-46-310P/350P MALIBU
AIRPLANE PARTS CATALOG**

Figure and Index Number	Part Number	Code	Nomenclature	No. Req.	Serial Numbers Affected
33-	83682		DRAWING - Nose Gear Door Installation		
	83670		DRAWING - Nose Gear Door Actuation Installation		
	83600		DRAWING - Main Gear Installation		
-1	83671-12	A,C	DOOR ASSEMBLY - Nose gear, left	1	
	83671-13	A,C	DOOR ASSEMBLY - Nose gear, right	1	
	89774-02	B	DOOR ASSEMBLY - Nose gear, left	1	
	89774-03	B	DOOR ASSEMBLY - Nose gear, right	1	
-2	83681-02		* CHANNEL - Nose gear door actuator, left	1	
	83681-06		* CHANNEL - Nose gear door actuator, right	1	
-3	83685-04		* HINGE HALF - Nose gear, aft	1	
-4	83685-08		* HINGE HALF - Nose gear, forward	1	
-4a	83681-05		CLIP - Door assembly, nose gear, left	1	
-4b	410 018		SCREW - (MS24694S50) For 83681-05 clip	2	
-4c	690 609		WASHER - (AN960-10L) For 83681-05 clip	2	
-4d	405 003		NUT - (MS20365-1032C)	2	
-5	83675-02		ROD ASSEMBLY - Nose gear door link, left	1	
	83675-03		ROD ASSEMBLY - Nose gear door link, right	1	
-6	83675-04		* ROD - Nose gear door link, left	1	
	83675-06		* ROD - Nose gear door link, right	1	
-7	691 304		* ROD END	2	
-8	404 322		* NUT - (AN316-4R)	2	
-9	83674-02		TUBE ASSEMBLY - Nose gear door actuation	1	
-10	552 592	A	ACTUATOR - Nose gear door (Gar-Kenyon) (83769-02)	1	46-8408001 thru 46-8608067 and 4608001 thru 4608008 4608008 and up
	552 609	B	ACTUATOR - Nose gear door (Parker Hannifin) (83769-03)	1	
-11	67168-00		SPRING - Nose gear door (.73 diameter)	1	
-12	67169-00		SPRING - Nose gear door (.78 diameter)	1	
-13	83689-04		BLOCK - Nose gear door bearing	2	
-14	452 334		BEARING - Rod end	1	
-15	404 322		NUT - (AN316-4R)	1	
-16	83670-04		BUSHING	1	
-17	400 689		BOLT - Clevis (AN23-34)	1	
	407 584		WASHER - (AN960-10L)	4	
	404 887		NUT - (MS20365-1032C)	1	
-18	403 054		BOLT - (AN3-C7A)	1	
	407 682		WASHER - (AN960-C10L)	2	
	404 887		NUT - (MS20365-1032C)	1	
-19	403 057		BOLT - (AN3-C12A)	4	
	407 674		WASHER - (AN960-C10)	4	
	404 887		NUT - (MS20365-1032C)	4	
-20	95061-64		BUSHING	8	
-21	83685-06		HINGE HALF - Nose gear door, left, forward	1	
	83685-07		HINGE HALF - Nose gear door, right, forward	1	
-22	83685-02		HINGE HALF - Nose gear door, left, aft	1	
	83685-03		HINGE HALF - Nose gear door, right, aft	1	
-23	83685-12		PIN - Hinge, forward	2	
-24	83685-10		PIN - Hinge, aft	2	
-25	83654-02		DOOR ASSEMBLY - Main gear, left	1	
	83654-03		DOOR ASSEMBLY - Main gear, right	1	
-26	83720-02		* BRACKET - Main gear door actuator	1	
-27	83721-03		* HINGE - Main gear door	2	
-28	83718-02		ROD ASSEMBLY - Main gear door	1	
-29	452 335		* BEARING - Rod, main gear door	2	
-30	404 321		* NUT - (AN316-C4R)	2	
-31	401 269		BOLT - (AN3-10A)	2	
	407 564		WASHER - (AN960-10)	4	
	404 887		NUT - (MS20365-1032C)	2	

When ordering, always specify Part Number, Description, and Serial Number of Aircraft

**PIPER AIRCRAFT
PA-46-310P/350P MALIBU
AIRPLANE PARTS CATALOG**

Figure and Index Number	Part Number	Code	Nomenclature	No. Req.	Serial Numbers Affected
33-32	83721-04		PIN - Hinge, main gear door	4	
-33	401 270		BOLT - (AN3-11A)	2	
	407 564		WASHER - (AN960-10)	10	
	404 887		NUT - (MS20365-1032C)	2	
-34	484 864		O-RING	1	

When ordering, always specify Part Number, Description, and Serial Number of Aircraft

**PIPER AIRCRAFT
PA-46-310P/350P MALIBU
AIRPLANE PARTS CATALOG**

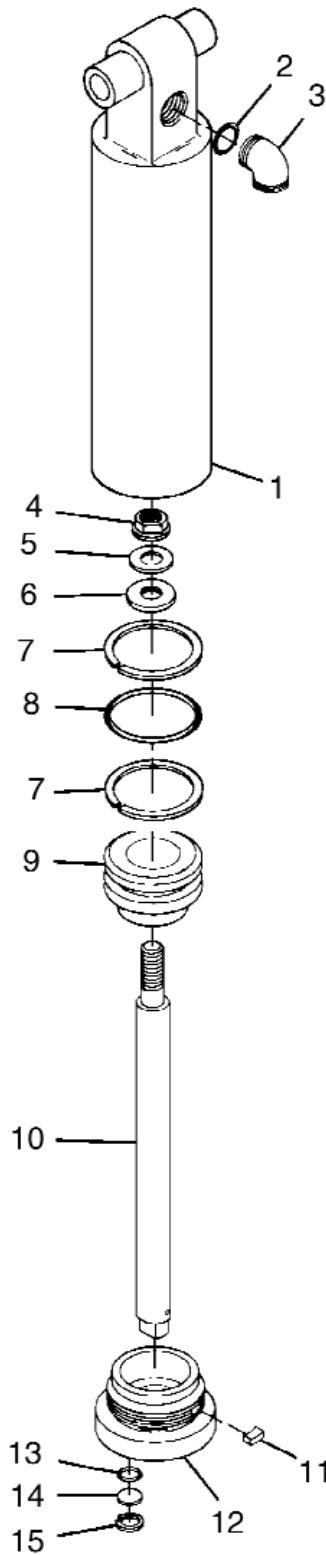


Figure 33A. Nose Gear Door Actuator (Parker Hannifin)

Reissued: September 10, 2006

**PIPER AIRCRAFT
PA-46-310P/350P MALIBU
AIRPLANE PARTS CATALOG**

CODE EXPLANATIONS FOR FIGURE 33A

A - Order Repair Kit 765 330 for complete set of rings, seals, and nylon lock material. Parts are not available individually.

**PIPER AIRCRAFT
PA-46-310P/350P MALIBU
AIRPLANE PARTS CATALOG**

Figure and Index Number	Part Number	Code	Nomenclature	No. Req.	Serial Numbers Affected
33A-1	755 362		HOUSING ASSEMBLY	1	
-2	484 950		O-RING	1	
-3	559 013		ELBOW	1	
-4	755 644		NUT - (MS21042-L4)	1	
-5	407 585		WASHER - (AN960-416L)	1	
-6		A	SEAL - Thread	1	
-7		A	RING - Backup	2	
-8		A	O-RING	1	
-9	763 611		PISTON	1	
-10	762 663		ROD - Piston	1	
-11		A	LOCK - Nylon	1	
-12	764 525		END GLAND	1	
-13		A	O-RING	1	
-14	754 893		FILTER	1	
-15	762 666		RING - Retaining	1	

When ordering, always specify Part Number, Description, and Serial Number of Aircraft

Reissued: September 10, 2006

**PIPER AIRCRAFT
PA-46-310P/350P MALIBU
AIRPLANE PARTS CATALOG**

THIS PAGE INTENTIONALLY LEFT BLANK

**PIPER AIRCRAFT
PA-46-310P/350P MALIBU
AIRPLANE PARTS CATALOG**

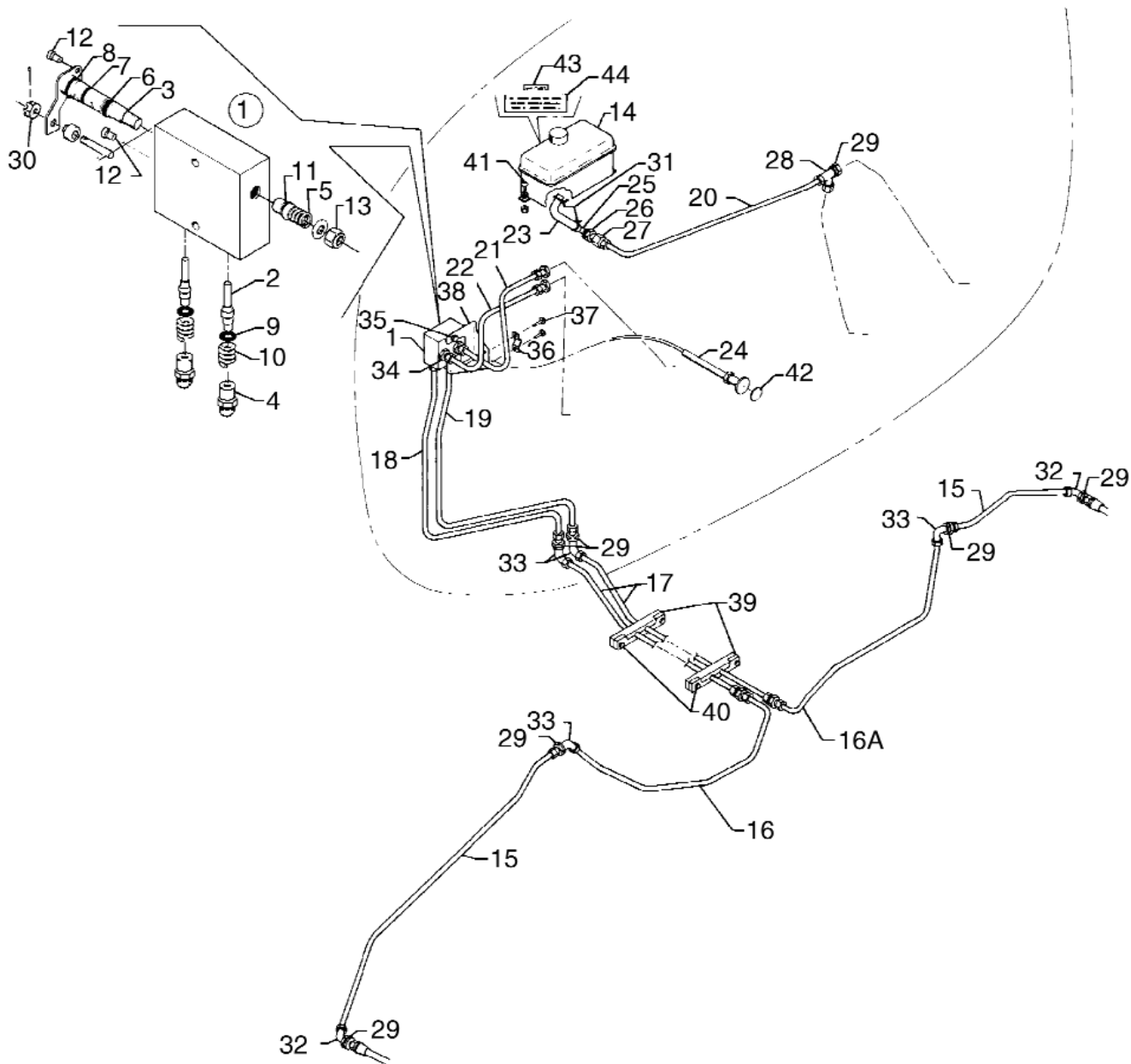


Figure 34. Brake System Installation

Reissued: September 10, 2006

**PIPER AIRCRAFT
PA-46-310P/350P MALIBU
AIRPLANE PARTS CATALOG**

CODE EXPLANATIONS FOR FIGURE 34

**PIPER AIRCRAFT
PA-46-310P/350P MALIBU
AIRPLANE PARTS CATALOG**

Figure and Index Number	Part Number	Code	Nomenclature	No. Req.	Serial Numbers Affected
34-	83750		DRAWING - Brake System Installation		
-1	491 978		VALVE ASSEMBLY - Parking	1	
-2	753 110		* VALVE	2	
-3	757 879		* CAM ASSEMBLY	1	
-4	476 647		* FITTING - Tube	2	
-5	756 119		* SPRING	1	
-6	752 735		* O-RING	1	
-7	484 700		* O-RING	1	
-8	484 708		* O-RING	1	
-9	755 908		* O-RING	2	
-10	762 333		* SPRING	2	
-11	751 445		* BUSHING	1	
-12	757 238		* PIN	2	
-13	407 564		* WASHER - (AN960-10)	2	
	404 835		* NUT - (AN364-1032)	1	
-14	96474-00		RESERVOIR ASSEMBLY - Brake system	1	
-15	83744-13		TUBE ASSEMBLY - Brake, left	1	
	83744-14		TUBE ASSEMBLY - Brake, right	1	
-16	83744-11		TUBE ASSEMBLY - Brake, left	1	
-16a	83744-110		TUBE ASSEMBLY - Brake, right	1	
-17	83744-09		TUBE ASSEMBLY - Brake, left	1	
	83744-10		TUBE ASSEMBLY - Brake, right	1	
-18	83744-07		TUBE ASSEMBLY - Brake	1	
-19	83744-08		TUBE ASSEMBLY - Brake	1	
-20	83744-06		TUBE ASSEMBLY - Brake	1	
-21	83744-02		TUBE ASSEMBLY - Brake	1	
-22	83744-03		TUBE ASSEMBLY - Brake	1	
-23	84013-30		HOSE - Brake (3.00 L.)	1	
-24	554 471		CABLE ASSEMBLY - Parking brake	1	
-25	558 850		ELBOW - Bulkhead	1	
-26	407 568		WASHER - (AN960-716)	1	
	477 618		NUT - (AN924-4D)	1	
-27	453 629		BUSHING - (AN894D4-3)	1	
-28	588 528		TEE - Bulkhead (AN804D3)	1	
-29	407 567		WASHER - (AN960-616)	13	
	477 617		NUT - (AN924-3D)	13	
-30	70371-02		FITTING - Swivel	1	
	70371-03		STUD - Swivel fitting	1	
	404 100		NUT - (AN310-3)	1	
	424 032		COTTER PIN	1	
-31	454 983		CLAMP - Upper	1	
	454 806		CLAMP - Lower	1	
-32	458 909		ELBOW	2	
-33	458 899		ELBOW	4	
-34	484 351		REDUCER	2	
-35	401 274		BOLT - (AN3-15A)	2	
	407 584		WASHER - (AN960-10L)	2	
-36	66853-00		CLAMP - Cable	1	
-37	411 532		SCREW - (MS35207-263)	2	
	404 887		NUT - (MS20365-1032C)	2	
-38	83757-02		SUPPORT - Cable clamp	1	
-39	83756-02		CLAMP - Brake line	4	
-40	415 538		SCREW - (MS35206-248)	4	
	407 563		WASHER - (AN960-8)	4	
	404 910		NUT - (MS20365-832C)	14	

When ordering, always specify Part Number, Description, and Serial Number of Aircraft

Reissued: September 10, 2006

**PIPER AIRCRAFT
PA-46-310P/350P MALIBU
AIRPLANE PARTS CATALOG**

Figure and Index Number	Part Number	Code	Nomenclature	No. Req.	Serial Numbers Affected
34-41	411 532		SCREW - (MS35207-263)	1	
	407 564		WASHER - (AN960-10)	1	
	404 887		NUT - (MS20365-1032C)	1	
-42	35669-81		PLACARD - Parking brake, pull	1	
-43	96548-00		PLACARD - Fluid level line, brake reservoir	1	
-44	96546-00		PLACARD - Brake reservoir	1	
-45	404 928		CLAMP - To secure brake tube assemblies	12	
-46	404 929		CLAMP - To secure brake tube assemblies	12	

When ordering, always specify Part Number, Description, and Serial Number of Aircraft

PIPER AIRCRAFT
PA-46-310P/350P MALIBU
AIRPLANE PARTS CATALOG

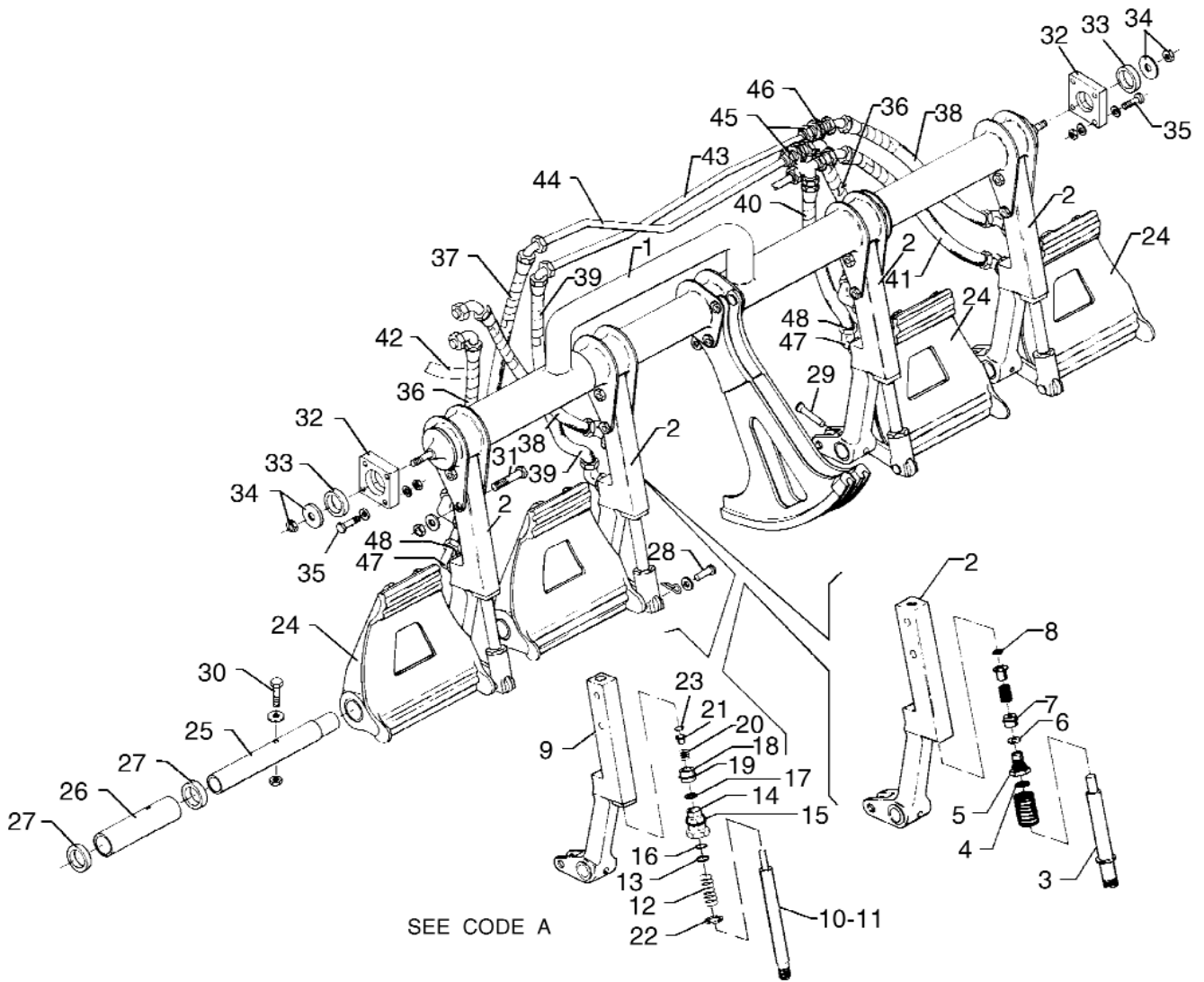


Figure 35. Toe Brake Installation

Reissued: September 10, 2006

**PIPER AIRCRAFT
PA-46-310P/350P MALIBU
AIRPLANE PARTS CATALOG**

CODE EXPLANATIONS FOR FIGURE 35

- A - Each pair of brake cylinders (pilot's left and right or copilot's left and right) must be a matched set - either Gar-Kenyon (82805-02) or Parker Hannifin (82805-03). Do not mix within a pair. Internal parts are not interchangeable. Determine correct vendor or order new set.
- B - 82810 used with Gar-Kenyon system. 82810-08 used with Parker Hannifin system.
- C - Order Repair Kit 765 328 for set of O-rings and washer seal. Parts not available individually.

**PIPER AIRCRAFT
PA-46-310P/350P MALIBU
AIRPLANE PARTS CATALOG**

Figure and Index Number	Part Number	Code	Nomenclature	No. Req.	Serial Numbers Affected
35-	82800		DRAWING - Control System Installation		
-1	82810-02	B	BAR ASSEMBLY - Rudder pedal	1	
	82810-08	B	BAR ASSEMBLY - Rudder pedal	1	4608008 and up
-2	82805-02	A	* CYLINDER ASSEMBLY - Brake (Gar-Kenyon)	4	
-3	762 646		** ROD & RING SUB-ASSEMBLY	1	
-4	484 788		*** O-RING	1	
-5	752 635		*** O-RING	1	
-6	764 877		*** SEAL - Piston	1	
-7	484 876		*** O-RING - Piston	1	
-8	762 647		*** RETAINING RING	1	
-9	82805-03	A	* CYLINDER ASSEMBLY - Brake (Parker Hannifin)	4	
-10	763 588		** PISTON ROD ASSEMBLY	1	
-11	763 589		*** PISTON ROD	1	
-12	765 454		*** SPRING	1	
-13	765 402		*** WASHER - Teflon	1	
-14	764 519		*** END GLAND	1	
-15		C	*** O-RING - End fitting, outer	1	
-16		C	*** O-RING - End fitting, inner	1	
-17		C	*** WASHER SEAL	1	
-18	763 590		*** PISTON	1	
-19		C	*** O-RING - Piston	1	
-20	765 455		*** SPRING - Piston	1	
-21	758 659		*** BUSHING	1	
-22	762 651		*** RING - Retaining	1	
-23	762 652		*** RING - Snap	1	
-24	82853-02		* PEDAL - Brake and rudder, left	2	
	82853-03		* PEDAL - Brake and rudder, right	2	
-25	82810-04		* TUBE - Rudder pedal, inner	4	
-26	82810-06		* TUBE - Rudder pedal, outer	4	
-27	453 714		* BEARING - Brake pedal	8	
-28	424 180		* PIN	4	
	407 584		* WASHER - (AN960-10L)	4	
	494 226		* WASHER	8	
	424 051		* COTTER PIN	4	
-29	480 800		* PIN	4	
-30	401 270		* BOLT - (AN3-11A)	4	
	407 564		* WASHER - (AN960-10)	4	
	404 887		* NUT - (MS20365-1032C)	4	
-31	400 008		* BOLT - (AN4-13A)	8	
	407 565		* WASHER - (AN960-416)	8	
	404 888		* NUT - (MS20365-428C)	8	
-32	82848-02		BLOCK - Bearing	2	
-33	452 846		BEARING	2	
-34	407 566		WASHER - (AN960-516)	2	
	404 889		NUT - (MS20365-524C)	2	
-35	400 440		BOLT - (AN3-6A)	8	
	407 584		WASHER - (AN960-10L)	16	
	404 887		NUT - (MS20365-1032C)	8	
-36	84012-03		HOSE ASSEMBLY - Flexible	2	
-37	84012-04		HOSE ASSEMBLY - Flexible	1	
-38	84012-05		HOSE ASSEMBLY - Flexible	2	
-39	84012-06		HOSE ASSEMBLY - Flexible	1	
-40	84012-13		HOSE ASSEMBLY - Flexible	1	
-41	84012-14		HOSE ASSEMBLY - Flexible	1	
-42	189 545		SLEEVING - Spiral nylon	AR	

When ordering, always specify Part Number, Description, and Serial Number of Aircraft

Reissued: September 10, 2006

**PIPER AIRCRAFT
PA-46-310P/350P MALIBU
AIRPLANE PARTS CATALOG**

Figure and Index Number	Part Number	Code	Nomenclature	No. Req.	Serial Numbers Affected
35-43	83744-04		TUBE ASSEMBLY - Brake	1	
-44	83744-05		TUBE ASSEMBLY - Brake	1	
-45	491 059		UNION - Bulkhead	4	
-46	407 567		WASHER - (AN960-616)	4	
	477 617		NUT - (AN924-3D)	4	
-47	559 019		ELBOW	8	
-48	579 388		O-RING	8	

When ordering, always specify Part Number, Description, and Serial Number of Aircraft

Reissued: September 10, 2006

1H20

**PIPER AIRCRAFT
PA-46-310P/350P MALIBU
AIRPLANE PARTS CATALOG**

THIS PAGE INTENTIONALLY LEFT BLANK

**PIPER AIRCRAFT
PA-46-310P/350P MALIBU
AIRPLANE PARTS CATALOG**

THIS PAGE INTENTIONALLY LEFT BLANK

PIPER AIRCRAFT
PA-46-310P/350P MALIBU
AIRPLANE PARTS CATALOG

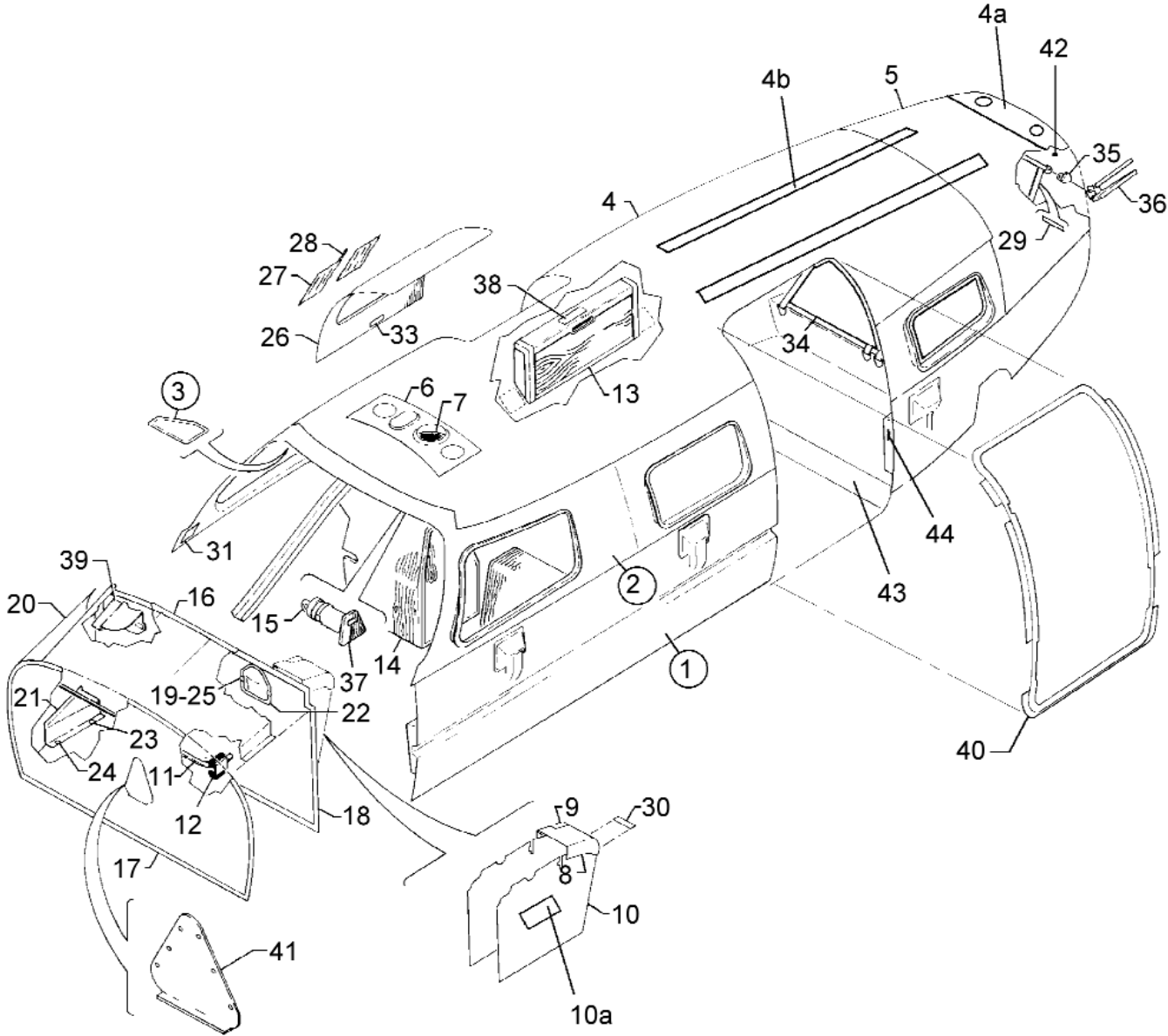


Figure 36. Cockpit Finishing Installation

Reissued: September 10, 2006

**PIPER AIRCRAFT
PA-46-310P/350P MALIBU
AIRPLANE PARTS CATALOG**

CODE EXPLANATIONS FOR FIGURE 36

- A - See Figure 37 for component parts.
- B - See Figure 38 for component parts.
- C - See Figure 39 for component parts.
- D - Used if interior cabinets are installed
- E - Used when pneumatic deice system is installed.
- F - PA-46-310P only.
- G - PA-46-350P only.
- H - For aft heat vent deflector assemblies on the PA-46-310P see Figure 40, Cabin Carpet Installation.

**PIPER AIRCRAFT
PA-46-310P/350P MALIBU
AIRPLANE PARTS CATALOG**

Figure and Index Number	Part Number	Code	Nomenclature	No. Req.	Serial Numbers Affected
36-	82228	F	DRAWING - Interior Equipment Installation		
	89560	G	DRAWING - Interior Support Installation		
	89550	G	DRAWING - Interior Equipment Installation		
	84860		DRAWING - Headliner Installation		
	84900		DRAWING - Pedestal and Console Cover Installation		
	84932		DRAWING - Tow Bar Installation		
	84991		DRAWING - Aft Baggage Net Installation		
	84806	F	DRAWING - Forward Baggage Compartment Trim Installation		
	89585	G	DRAWING - Forward Baggage Compartment Trim Installation		
	84807		DRAWING - Emergency Exit Trim Installation		
	84804	F	DRAWING - Conference Table Installation		
	89556	G	DRAWING - Conference Table Installation		
	84805	F	DRAWING - Cabinet Installation		
	89546	G	DRAWING - Cabinet Installation		
	84418		DRAWING - Fire Extinguisher Installation		
-1		A	SIDE PANEL INSTALLATION		
-2		B	WINDOW FRAME AND CURTAIN INSTALLATION		
-3		C	SUN VISOR INSTALLATION		
-4	84864-02	F	HEADLINER ASSEMBLY	1	
	89943-02	G	HEADLINER ASSEMBLY - Cockpit	1	
	89526-09	G	* HEADLINER	1	
	89943-09	G	* LIGHT ASSEMBLY	1	
	572 661	G	* * LIGHTS	1	
	89885-02	G	* HARNESS ASSEMBLY - Map light	1	
	67437-02	G	* KNOB - Instrument light	1	
	89943-05	G	* BRACKET	1	
	89925-04	G	HEADLINER ASSEMBLY - Cabin	1	
	89533-02	G	* HEADLINER - Cabin (464 318)	1	
-4a	89975-02	G	PLATE - Headliner support	1	
-4b	187 968	G	VINYL SHEET - Support	2	
-5	84882-02		PANEL ASSEMBLY - Aft baggage	1	
-6	84865-02	F	PANEL ASSEMBLY - Map light and speaker	1	
	84865-03	G	PANEL ASSEMBLY - Map light and speaker	1	
	84967-94	G	DECAL - Dim	1	
-7	84866-02		COVER ASSEMBLY - Speaker	1	
-8	84901-02	F	COVER ASSEMBLY - Engine controls	1	
	89938-02	G	COVER ASSEMBLY - Control quadrant	1	
-9	84905-02	F	COVER ASSEMBLY - Engine controls, right	1	
-10	84915-02	F	COVER - Pedestal, side, left	1	
	84915-03	F	COVER - Pedestal, side, right	1	
	84915-06	G	COVER - Pedestal, side, left	1	
	84915-07	G	COVER - Pedestal, side, right	1	
-10a	89909-04	G	* BRACKET ASSEMBLY	2	
-11	84932-03		TOW BAR	1	
-12	84932-04		BRACKET ASSEMBLY - Tow bar	2	
-13	488 152	F	TABLE ASSEMBLY - Conference	1	
	488 168	G	TABLE ASSEMBLY - Conference (Grey) (89556-03)	1	
	488 169	G	TABLE ASSEMBLY - Conference (Mauve) (89556-04)	1	
	488 170	G	TABLE ASSEMBLY - Conference (Blue) (89556-05)	1	
	488 171	G	TABLE ASSEMBLY - Conference (Sandstone) (89556-06)	1	
	488 174	G	TABLE ASSEMBLY - Conference (Cobalt) (89556-11)	1	4622175 and up
	488 175	G	TABLE ASSEMBLY - Conference (Driftwood) (89556-12)	1	4622175 and up
	488 176	G	TABLE ASSEMBLY - Conference (Quicksilver) (89556-13)	1	4622175 and up
	488 177	G	TABLE ASSEMBLY - Conference (Chianti) (89556-14)	1	4622175 and up
	89561-16	G	CLIP - Table mounting, upper forward	1	
	89561-17	G	CLIP - Table mounting, upper aft	1	
	89561-18	G	CLIP - Table mounting, lower	2	

When ordering, always specify Part Number, Description, and Serial Number of Aircraft

Reissued: September 10, 2006

**PIPER AIRCRAFT
PA-46-310P/350P
AIRPLANE PARTS CATALOG**

Figure and Index Number	Part Number	Code	Nomenclature	No. Req.	Serial Numbers Affected
36-14	653 432	F	CABINET - Left, refreshment	1	
	653 433	F	CABINET - Right	1	
	689 300	G	CABINET - Left (Grey)	1	
	689 302	G	CABINET - Left (Dewberry)	1	
	689 304	G	CABINET - Left (Graphite)	1	
	689 306	G	CABINET - Left (Sandstone)	1	
	689 310	G	CABINET - Left (Cobalt)	1	4622175 and up
	689 311	G	CABINET - Left (Driftwood)	1	4622175 and up
	689 312	G	CABINET - Left (Quicksilver)	1	4622175 and up
	689 313	G	CABINET - Left (Chianti)	1	4622175 and up
	689 301	G	CABINET - Right (Grey)	1	
	689 303	G	CABINET - Right (Dewberry)	1	
	689 305	G	CABINET - Right (Graphite)	1	
	689 307	G	CABINET - Right (Sandstone)	1	
	689 314	G	CABINET - Right (Cobalt)	1	4622175 and up
	689 315	G	CABINET - Right (Driftwood)	1	4622175 and up
	689 316	G	CABINET - Right (Quicksilver)	1	4622175 and up
	689 317	G	CABINET - Right (Chianti)	1	4622175 and up
-15	459 849		EXTINGUISHER - Fire, halon (HA1014-01)	1	46-8408001 and up, 4622001 thru 4622074
	100632-02		EXTINGUISHER - Fire (for use without cabinets)	1	4622001 thru 4622074
	459 887		EXTINGUISHER - Fire (for use with cabinets)	1	4622075 and up
-16	84927-04	F	PANEL - Overhead, forward baggage compartment	1	
	85037-03	E,G	PANEL - Overhead, forward baggage compartment	1	
	89593-02	G	PANEL ASSEMBLY	1	
	89593-03	G	PANEL	1	
-17	84928-02		PANEL ASSEMBLY - Firewall	1	
-18	84929-02	F	PANEL ASSEMBLY - Sta. 98.00	1	
	84929-05	E,F	PANEL ASSEMBLY - Sta. 98.00	1	
	84929-07	G	PANEL ASSEMBLY - Sta. 98.00	1	
-19	484 342		* RECEPTACLE	2	
-20	84930-02	F	PANEL ASSEMBLY - Forward baggage compartment	1	
	89586-03	G	PANEL ASSEMBLY - Forward baggage compartment	1	
-21	84947-02		COVER ASSEMBLY - Forward baggage compartment	1	
-22	84946-02		COVER - Brake fluid reservoir	1	
-23	687 588		STUD	1	
	587 320		EJECTOR	1	
	484 482		RETAINER	1	
-24	587 589		STUD	1	
	587 320		EJECTOR	1	
	484 482		RETAINER	1	
-25	587 502		STUD	2	
	494 060		LOCKWASHER	2	
-26	84807-03	F	TRIM ASSEMBLY - Emergency exit	1	
	89929-02	G	TRIM ASSEMBLY - Emergency exit	1	
	89930-05	G	REVEAL ASSEMBLY - Window trim	1	RF
-27	84772-04	F	* CURTAIN ASSEMBLY - Emergency exit	2	
	584 719	G	* SHADE ASSEMBLY - Emergency exit	1	
-28	84772-15	F	* ROD - Curtain, emergency exit	1	
-29	84967-13		DECAL - Maximum baggage	2	
-30	84967-09		DECAL - Engine control, elevator trim, rudder trim	1	
-31	89579-02		DECAL - Operating limitations	1	
-32	-----		Deleted		
-33	84987-02	F	PLACARD ASSEMBLY - Emergency exit	1	
	84987-04	G	PLACARD ASSEMBLY - Emergency exit	1	
-34	84992-02	F	NET ASSEMBLY - Aft baggage	1	
	84992-04	G	NET ASSEMBLY - Aft baggage	1	

When ordering, always specify Part Number, Description, and Serial Number of Aircraft

**PIPER AIRCRAFT
PA-28-151/161 WARRIOR
AIRPLANE PARTS CATALOG**

Figure and Index Number	Part Number	Code	Nomenclature	No. Req.	Serial Numbers Affected
36-35	84993-02		STUD ASSEMBLY - Baggage net, left	1	
	84993-03		STUD ASSEMBLY - Baggage net, right	1	
-36	84994-02		HAT ASSEMBLY - Baggage hook, left	1	
	84994-03		HAT ASSEMBLY - Baggage hook, right	1	
-37	656 039		DECAL - Fire extinguisher (84967-42)	1	
-38	030053-01		PLACARD - Table stowage	1	
-39	85039-02	E,F	COVER - Air filter	1	
	89590-02	G	COVER - Deice timer and air filter	1	
-40	85009-03		WINDLACING ASSEMBLY - Cabin entrance	1	
-41	89591-02	G	COVER - Firewall access panel	1	
-42	84957-06	G	PANEL ASSEMBLY - Aft closeout	1	
	84959-04	G	* COVER ASSEMBLY	1	
	84959-03	G	** COVER	1	
	84960-02	G	** BRACKET	2	
-43	89551-05	G,H	PANEL ASSEMBLY - Louvered, grey	1	
	89551-06	G,H	PANEL ASSEMBLY - Louvered, mauve	1	
	89551-07	G,H	PANEL ASSEMBLY - Louvered, blue	1	
-44	89888-02		LIGHT ASSEMBLY	1	
-45	89576-10	G	END CAP - Cabin armrest, forward, Grey	1	
	89576-12	G	END CAP - Cabin armrest, forward, Dewberry	1	
	89576-14	G	END CAP - Cabin armrest, forward, Graphite	1	
-46	89576-11	G	END CAP - Cabin armrest, aft, Grey	1	
	89576-13	G	END CAP - Cabin armrest, aft, Dewberry	1	
	89576-15	G	END CAP - Cabin armrest, forward, Graphite	1	

When ordering, always specify Part Number, Description, and Serial Number of Aircraft

Revised: September 10, 2006

**PIPER AIRCRAFT
PA-46-310P/350P MALIBU
AIRPLANE PARTS CATALOG**

THIS PAGE INTENTIONALLY LEFT BLANK

**PIPER AIRCRAFT
PA-46-310P/350P MALIBU
AIRPLANE PARTS CATALOG**

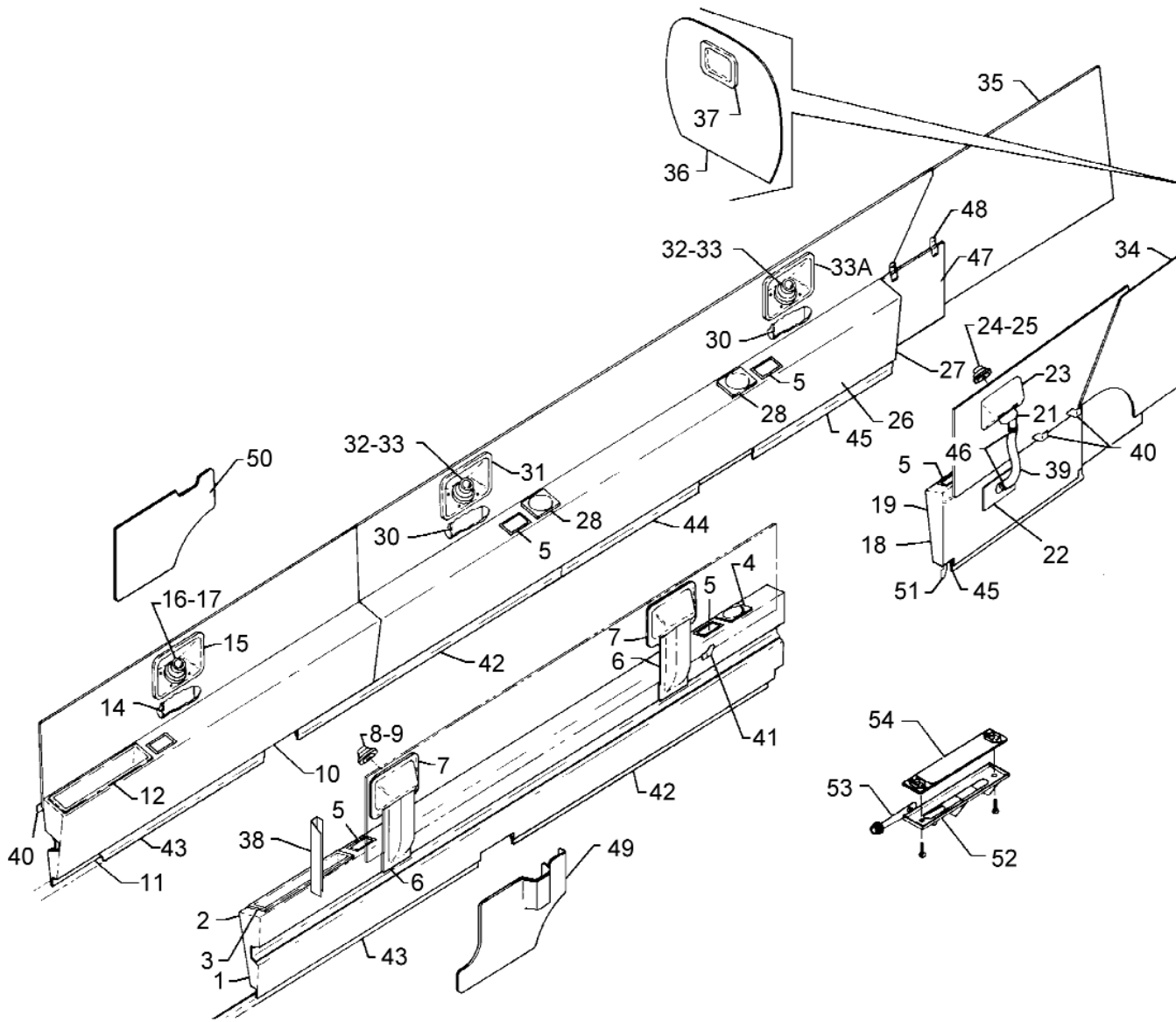


Figure 37. Side Panel Installation
(SEE CODE G)

Reissued: September 10, 2006

**PIPER AIRCRAFT
PA-46-310P/350P MALIBU
AIRPLANE PARTS CATALOG**

CODE EXPLANATIONS FOR FIGURE 37

- A - When ordering, specify color.
- B - S/N 46-8408001 thru 46-8508055 require installation of kit 765 176. See Piper Service Letter 978.
- C - PA-46-310P only.
- D - PA-46-350P only.
- E - For aft heat vent deflector assemblies on the PA-46-310P see Figure 40, Cabin Carpet Installation.
- F - For cup holder located between pilot and copilot seats see Figure 40, Cabin Carpet Installation.
- G - For additional side panel information on the PA-46-350P see Figure 37A, Side Panel Installation (PA-46-350P).
- H - For ashtrays which are part of the passenger service units on the PA-46-350P see Figure 37A, Side Panel Installation (PA-46-350P).

PIPER AIRCRAFT PA-46-310P/350P MALIBU AIRPLANE PARTS CATALOG

Figure and Index Number	Part Number	Code	Nomenclature	No. Req.	Serial Numbers Affected
37-	84740	C	DRAWING - Side Panel Installation		
	89577	D	DRAWING - Upper Cabin Door Trim Installation		
	89574	D	DRAWING - Lower Cabin Door Trim Installation		
	89550	D	DRAWING - Interior Equipment Installation		
<u>NOTE:</u> SEE CODES E AND G.					
-1	84741-02	A	PANEL ASSEMBLY - Left front cockpit	1	46-8408001 thru 46-8508022
	84741-04	A	PANEL ASSEMBLY - Left front cockpit	1	46-8508023 thru 46-8608067 and 4608001 and up
-2	84814-02	A	* DUCT ASSEMBLY - Left front cockpit	1	46-8408001 thru 46-8508022
	84814-14	A	* DUCT ASSEMBLY - Left front cockpit	1	46-8508023 thru 46-8608067 and 4608001 and up
-3	84753-02	A	** MAP HOLDER	2	
-4	84799-02	A	** HOLDER ASSEMBLY - Cup	1	
-5	489 363	C	** ASH TRAY -	6	
	584 402	D,H	** ASH TRAY - Pilot/copilot	2	
-6	84812-02		* DUCT ASSEMBLY - Air outlet	2	
-7	84819-02		* BEZEL - Air outlet	2	
-8	479 448		* OUTLET - Air	2	
-9	556 635		* PLATE - Cover	2	
-10	84895-02	A	PANEL ASSEMBLY - Right front cockpit	1*	
-11	84954-02	A	* DUCT ASSEMBLY - Right front	1	
-12	84753-02	A	** MAP HOLDER	1	
-13	-----		Deleted		
-14	84812-02		* DUCT ASSEMBLY - Air outlet	1	
-15	84819-02		* BEZEL - Air outlet	1	
-16	479 448		* OUTLET - Air	1	
-17	556 635		* PLATE - Cover	1	
-18	84838-02	A	PANEL ASSEMBLY - Left rear cockpit	1	46-8408001 thru 46-8508022
	84838-04	A	PANEL ASSEMBLY - Left rear cockpit	1	46-8508023 thru 46-8608067 and 4608001 and up
-19	84839-02	A	* DUCT ASSEMBLY - Left rear	1	46-8408001 thru 46-8508022
	84839-14	A	* DUCT ASSEMBLY - Left rear	1	46-8508023 thru 46-8608067 and 4608001 and up
-20	-----		Deleted		
-21	84943-02		* DUCT ASSEMBLY - Air outlet	1	
-22	84944-02		* DUCT ASSEMBLY - Air outlet	1	
-23	84819-03		* BEZEL - Air outlet	1	
-24	479 448		* OUTLET - Air	1	
-25	556 635		* PLATE - Cover	1	
-26	84939-02	A	PANEL ASSEMBLY - Right rear	1	
-27	84940-02	A	* DUCT ASSEMBLY - Right rear	1	
-28	84799-02	A,F	** CUP HOLDER ASSEMBLY	4	
-29	-----		Deleted		
-30	84812-02		* DUCT ASSEMBLY - Air outlet	2	
-31	84819-02		* BEZEL - Air outlet	1	
-32	479 448		* OUTLET - Air	2	
-33	556 635		* PLATE - Cover	2	
-33a	84819-04		* BEZEL - Air outlet	1	
-34	84945-02	A	PANEL ASSEMBLY - Aft baggage, left	1	
	89927-02	D	PANEL ASSEMBLY - Aft baggage, left	1	
-35	84945-03	A	PANEL ASSEMBLY - Aft baggage, right	1	
	89927-03	D	PANEL ASSEMBLY - Aft baggage, right	1	

When ordering, always specify Part Number, Description, and Serial Number of Aircraft

Reissued: September 10, 2006

**PIPER AIRCRAFT
PA-46-310P/350P MALIBU
AIRPLANE PARTS CATALOG**

Figure and Index Number	Part Number	Code	Nomenclature	No. Req.	Serial Numbers Affected
37-36	84957-02	A	PANEL ASSEMBLY - Aft closeout	1	46-8408001 thru 46-8508007
	84957-05	A	PANEL ASSEMBLY - Aft closeout	1	46-8508008 thru 46-8608067 and 4608001 and up
	84957-06	D	PANEL ASSEMBLY - Aft closeout	1	
	419 641	D	* SCREW	4	
	406 424	D	* NUT	4	
-37	84959-02	A	* COVER ASSEMBLY - Air outlet	1	
	84959-04	D	* COVER ASSEMBLY - Air outlet	1	
	100700-13	D	** DECAL - (656 246)	1	
	84967-103	D	** DECAL - (656-113)	1	
-38	84982-02		COVER ASSEMBLY	1	
	84982-06	D	COVER ASSEMBLY	1	
	84982-07	D	COVER - Leather (184-664)	1	
-39	566 088		HOSE	1	
-40	84798-02		CLIP - Side panel	10	
-41	84798-03		CLIP - Side panel	8	
-42	84977-02		RETAINER - Side panel	2	
	84977-05	D	RETAINER - Side panel	2	
-43	84977-03		RETAINER - Side panel	2	
-44	84977-04		RETAINER - Side panel	1	
-45	84978-03		RETAINER - Side panel, left (16.50" L.)	1	
	84978-02		RETAINER - Side panel, right (19.00" L.)	1	
-46	654 173		CLAMP	2	
-47	85032-02	A	COVER ASSEMBLY - Air duct, left	1	
	85032-03	A	COVER ASSEMBLY - Air duct, right	1	
-48	85008-02		CLIP - Window frame	2	
-49	85049-02		COVER - Forward cockpit, left	1	
	89928-02	D	COVER ASSEMBLY - Left hand	1	
-50	85048-02		COVER - Forward cockpit, right	1	
	89928-03	D	COVER ASSEMBLY - Right hand	1	
-51	85053-02		CLIP - Side panel, right	1	
-52	85112-02	B	FRAME ASSEMBLY - Heated air outlet, left	1	
	85112-03	B	FRAME ASSEMBLY - Heated air outlet, right	1	
-53	85109-02		* LEVER ASSEMBLY	2	
-54	85110-02	B	VALVE ASSEMBLY	2	

When ordering, always specify Part Number, Description, and Serial Number of Aircraft

PIPER AIRCRAFT
PA-46-310P/350P MALIBU
AIRPLANE PARTS CATALOG

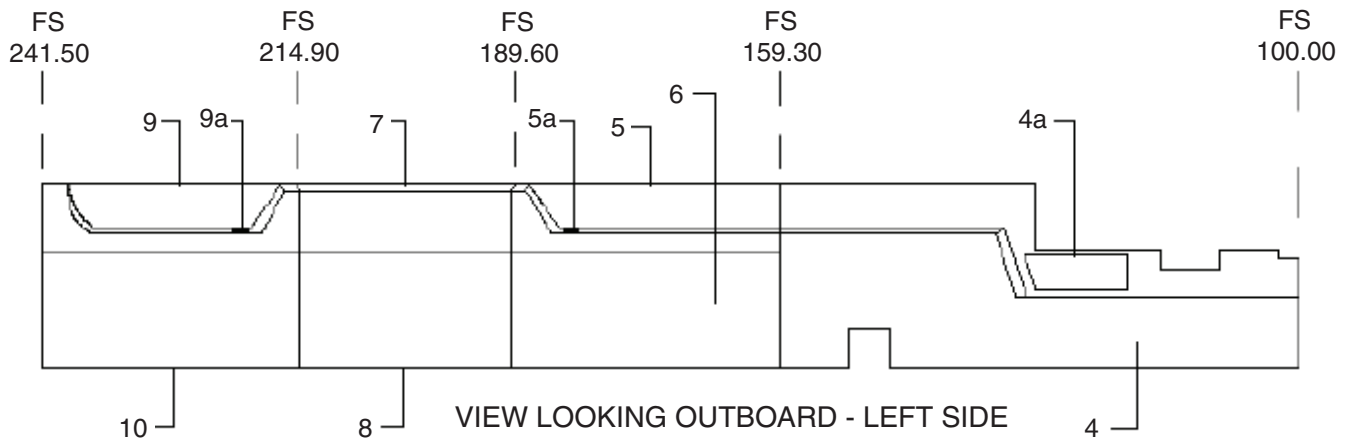
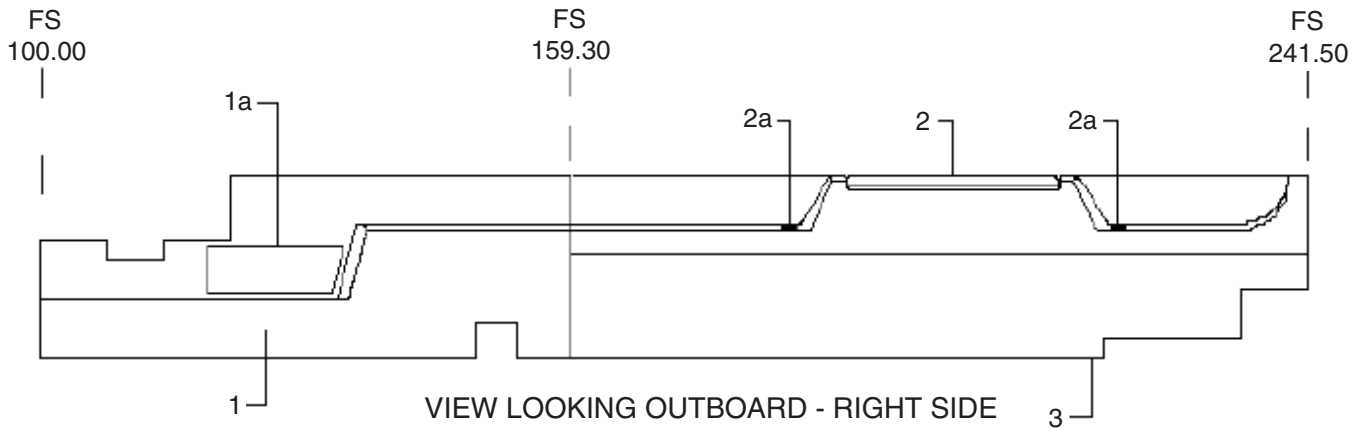


Figure 37A. Side Panel Installation (PA-46-350P)

Reissued: September 10, 2006

**PIPER AIRCRAFT
PA-46-310P/350P MALIBU
AIRPLANE PARTS CATALOG**

CODE EXPLANATIONS FOR FIGURE 37A

- A - Not illustrated.
- B - Used with Armrest Panel Assembly 89936-04.
- C - Used with Armrest Panel Assembly 89936-05.
- D - Used with Armrest Panel Assembly 89936-12.
- E - For cup holder located between pilot and copilot seats see Figure 40, Cabin Carpet Installation.

PIPER AIRCRAFT

PA-46-310P/350P MALIBU

AIRPLANE PARTS CATALOG

Figure and Index Number	Part Number	Code	Nomenclature	No. Req.	Serial Numbers Affected
37A-	89550 89936		DRAWING - INTERIOR INSTALLATION DRAWING - ARMREST PANEL ASSEMBLY		
-1	89936-03		PANEL ASSEMBLY - Armrest	1	
-1a	89946-03		* POCKET ASSEMBLY - Map	1	
-1b	599 501		* ARMREST DUCT ASSEMBLY - Right	1	
-2	89936-05		PANEL ASSEMBLY - Armrest	1	
-2a	89947-02	E	* HOLDER - Cup	2	
-2b	599 503		* ARMREST DUCT ASSEMBLY - Right	1	
-3	89936-07		PANEL ASSEMBLY - Armrest	1	
-3a	599 506		* ARMREST DUCT ASSEMBLY - Right	1	
-4	89936-02		PANEL ASSEMBLY - Armrest	1	
-4a	89946-02		* POCKET ASSEMBLY - Map	1	
-4b	599 500		* ARMREST DUCT ASSEMBLY - Left	1	
-5	89936-04		PANEL ASSEMBLY - Armrest	1	
-5a	89947-02	E	* HOLDER - Cup	1	
-5b	599 502		* ARMREST DUCT ASSEMBLY - Left	1	
-6	89936-06		PANEL ASSEMBLY - Armrest	1	
-6a	89543-05		* ARMREST DUCT ASSEMBLY - Left	1	
-7	89936-08		PANEL ASSEMBLY - Armrest	1	
-7a	599 507		* ARMREST DUCT ASSEMBLY - Left	1	
-8	89936-10		PANEL ASSEMBLY - Armrest	1	
-8a	89528-21		* CLOSE-OUT ASSEMBLY - Door, forward	1	
-8b	89528-19		** CLOSE-OUT	1	
-9	89936-12		PANEL ASSEMBLY - Armrest	1	
-9a	89947-02	E	* HOLDER - Cup	1	
-9b	599 509		* ARMREST DUCT ASSEMBLY - Left	1	
-10	89936-14		PANEL ASSEMBLY - Armrest	1	
-10a	599 510		* ARMREST DUCT ASSEMBLY - Left	1	
-10b	89936-36		PANEL ASSEMBLY - Armrest	1	
-10c	89528-23		* CLOSE-OUT ASSEMBLY - Door, aft	1	
-10d	89528-11		** CLOSE-OUT	1	
-11	89553-02	A,B	PASSENGER SERVICE UNIT ASSEMBLY - Armrest	1	4622001 thru 4622031
	89553-03	A,C	PASSENGER SERVICE UNIT ASSEMBLY - Armrest	1	4622001 thru 4622031
	84255-02	A	* RELEASE - Seat back	1	
	688 374	A	* SWITCH	1	
	552 100	A	* ASHTRAY	1	
	492 369	A	* VENT	1	
-12	89553-04	A,C	PASSENGER SERVICE UNIT ASSEMBLY - Armrest	1	4622001 thru 4622031
	89553-05	A,D	PASSENGER SERVICE UNIT ASSEMBLY - Armrest	1	4622001 thru 4622031
	599 220	A	* RELEASE - Seat back	1	
	688 374	A	* SWITCH	1	
	552 100	A	* ASHTRAY	1	
	492 369	A	* VENT	1	
-13	89548-02	A,B	PASSENGER SERVICE UNIT ASSEMBLY - Armrest	1	4622032 and up
	89548-03	A,C	PASSENGER SERVICE UNIT ASSEMBLY - Armrest	1	4622032 and up
	84255-02	A	* RELEASE - Seat back	1	
	89908-02	A	* SWITCH	1	
	89548-14	A	* ASHTRAY	1	
	492 369	A	* VENT	1	
-14	89548-04	A,B	PASSENGER SERVICE UNIT ASSEMBLY - Armrest	1	4622032 and up
	89548-05	A,D	PASSENGER SERVICE UNIT ASSEMBLY - Armrest	1	4622032 and up
	599 220	A	* RELEASE - Seat back	1	
	89908-02	A	* SWITCH	1	
	89548-14	A	* ASHTRAY	1	
	492 369	A	* VENT	1	

When ordering, always specify Part Number, Description, and Serial Number of Aircraft

Reissued: September 10, 2006

**PIPER AIRCRAFT
PA-46-310P/350P MALIBU
AIRPLANE PARTS CATALOG**

THIS PAGE INTENTIONALLY LEFT BLANK

**PIPER AIRCRAFT
PA-46-310P/350P MALIBU
AIRPLANE PARTS CATALOG**

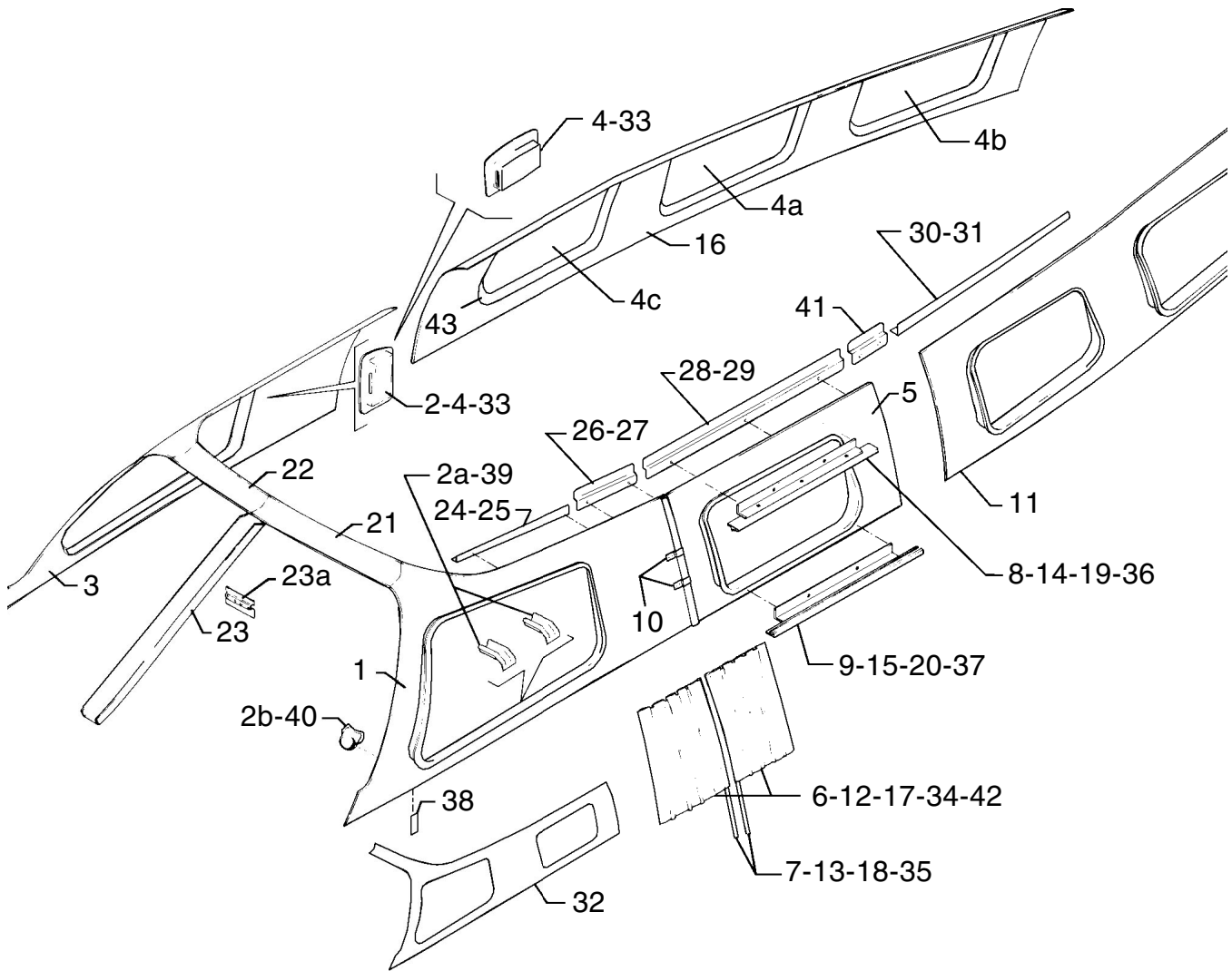


Figure 38. Window Frame and Curtain Installation

Reissued: September 10, 2006

**PIPER AIRCRAFT
PA-46-310P/350P MALIBU
AIRPLANE PARTS CATALOG**

CODE EXPLANATIONS FOR FIGURE 38

- A - Used when flitefone is installed.
- B - Used when aft facing shoulder harnesses are installed.
- C - PA-46-310P only.
- D - PA-46-350P only.

**PIPER AIRCRAFT
PA-46-310P/350P MALIBU
AIRPLANE PARTS CATALOG**

Figure and Index Number	Part Number	Code	Nomenclature	No. Req.	Serial Numbers Affected
38-	84803 85080 89555	D	DRAWING - Window Frame Installation DRAWING - Window Frame Installation DRAWING - Window Shade Installation		46-8408001 thru 46-8408045 46-8408046 and up
-1	84803-05 89526-13 89526-16	D D	PANEL ASSEMBLY - Window, forward, left PANEL ASSEMBLY - Window, forward, left TRIM LOK - Cockpit liner	1 1 AR	46-8408001 thru 46-8408045
-2	85011-03		* COVER - Inertia reel, left	1	
-2a	85034-02		* COVER - Storm window hinge, left	2	46-8408001 thru 46-8408045
-2b	85047-02		* COVER - OAT gauge	1	46-8408001 thru 46-8408045
-3	84803-03 85080-04		PANEL ASSEMBLY - Window, forward, right PANEL ASSEMBLY - Window, forward, right	1 1	46-8408001 thru 46-8408045 46-8408046 thru 46-8608067 and 4608001 and up
	85080-15	B	PANEL ASSEMBLY - Window, forward, right	1	4608045 and up
	89922-03	D	PANEL ASSEMBLY - Window, forward, right	1	
	460 986	C	* TRIM LOK	AR	
	89526-15	D	PANEL ASSEMBLY - Window, forward, right	1	
	89526-16	D	* TRIM LOK	AR	
-4	85011-02		COVER - Inertia reel, right	1	46-8408001 thru 46-8608067 and 4608001 thru 4608044
	85011-04	A	COVER - Inertia reel, right	1	46-8608042 thru 46-8608067 and 4608001 thru 4608044
	85129-02	B	COVER - Inertia reel, right	1	4608045 and up
-4a	89115-03		WINDOW - Center inside installation (double pane window)	2	46-8408001 and up
	89115-04	D	WINDOW - Center inside installation (double pane window)	2	
-4b	89116-03		WINDOW - Aft inside installation (double pane window)	2	46-8408001 and up
	89116-04	D	WINDOW - Aft inside installation (double pane window)	2	
-4c	89117-03		WINDOW - Fwd inside installation (double pane window)	2	46-8408001 and up
	89117-04	D	WINDOW - Fwd inside installation (double pane window)	2	
-5	84803-06		PANEL ASSEMBLY - Window, center, left	1	46-8408001 thru 46-8408045
	89922-02	D	PANEL ASSEMBLY - Window, center, left	1	
	89922-05	D	PANEL ASSEMBLY - Window, center, right	1	
-6	84772-03		* CURTAIN ASSEMBLY	2	46-8408001 thru 46-8408045
	39761-10	D	* CURTAIN ASSEMBLY	2	
-7	84772-15		* ROD - Curtain	2	46-8408001 thru 46-8408045
-8	85005-02		* TRACK ASSEMBLY - Curtain, upper	1	46-8408001 thru 46-8408045
-9	85006-02		* TRACK ASSEMBLY - Curtain, lower	1	46-8408001 thru 46-8408045
-10	85008-02		* CLIP - Window frame	2	46-8408001 thru 46-8408045
-11	84803-07		PANEL ASSEMBLY - Window, aft, left	1	
	89922-06	D	PANEL ASSEMBLY - Window, aft, left	1	
-12	84772-03		* CURTAIN ASSEMBLY	2	
	39761-08	D	* CURTAIN ASSEMBLY	2	
-13	84772-15		* ROD - Curtain	2	
-14	85005-02		* TRACK ASSEMBLY - Curtain, upper	1	
-15	85006-02		* TRACK ASSEMBLY - Curtain, lower	1	
-16	84803-04		PANEL ASSEMBLY - Window, aft, right	1	
	89922-07	D	PANEL ASSEMBLY - Window, aft, right	1	
-17	84772-03		* CURTAIN ASSEMBLY	4	
	39761-09	D	* CURTAIN ASSEMBLY	2	
-18	84772-15		* ROD - Curtain	4	
-19	85005-02		* TRACK ASSEMBLY - Curtain, upper	2	
-20	85006-02		* TRACK ASSEMBLY - Curtain, lower	2	
-21	84803-08		PANEL ASSEMBLY - Eyebrow, left	1	46-8408001 thru 46-8408045
-22	84803-09		PANEL ASSEMBLY - Eyebrow, right	1	46-8408001 thru 46-8408045
-23	85010-02		COVER ASSEMBLY - Centerpost, windshield	1	
	89937-02	D	COVER ASSEMBLY - Centerpost, compass	1	
-23a	79650-02		* HOLDER - Compass card	1	

When ordering, always specify Part Number, Description, and Serial Number of Aircraft

Reissued: September 10, 2006

PIPER AIRCRAFT PA-46-310P/350P MALIBU AIRPLANE PARTS CATALOG

Figure and Index Number	Part Number	Code	Nomenclature	No. Req.	Serial Numbers Affected
38-24	85018-02		RETAINER - Window frame, forward, left	1	
-25	85018-03		RETAINER - Window frame, forward, right	1	
-26	85017-02		RETAINER - Window frame, left	1	
-27	85017-03		RETAINER - Window frame, right	1	
-28	85016-02		RETAINER - Window frame, left	1	
-29	85016-03		RETAINER - Window frame, right	1	
-30	85015-02		RETAINER - Window frame, rear, left	1	
-31	85015-03		RETAINER - Window frame, rear, right	1	
-32	85080-03		PANEL ASSEMBLY - Window, forward and center, left	1	46-8408046 thru 46-8608067 and 4608001 thru 4608044
	85080-14	B	PANEL ASSEMBLY - Window, forward and center, left	1	4608045 and up
	460 986	C	* TRIM LOK	AR	
-33	85011-03		COVER - Inertia reel, left	1	46-8408046 thru 46-8608067 and 4608001 thru 46-8608067
	85129-02	B	COVER - Inertia reel, right	1	4608045 and up
-34	84772-03		CURTAIN ASSEMBLY	2	46-8408046 thru 46-8608067 and 4608001 and up
-35	84772-15		ROD - Curtain	2	46-8408046 thru 46-8608067 and 4608001 and up
-36	85005-02		TRACK ASSEMBLY - Curtain, upper	1	46-8408046 thru 46-8608067 and 4608001 and up
-37	85006-02		TRACK ASSEMBLY - Curtain, lower	1	46-8408046 thru 46-8608067 and 4608001 and up
-38	84803-38		CLIP - Window frame	1	
-39	85034-02		COVER - Storm window hinge, left	2	46-8408046 thru 46-8608067 and 4608001 and up
-40	85047-02		COVER - OAT gauge	1	46-8408046 thru 46-8608067 and 4608001 and up
-41	85016-04		RETAINER - Window frame, left	1	
-42	584 715	D	WINDOW SHADE ASSEMBLY - Left hand forward	1	
	584 719	D	WINDOW SHADE ASSEMBLY - Left hand cabin door, center	1	
	584 716	D	WINDOW SHADE ASSEMBLY - Left hand rear	1	
	584 719	D	WINDOW SHADE ASSEMBLY - Right hand forward, emergency exit	1	
	584 715	D	WINDOW SHADE ASSEMBLY - Right hand center	1	
	584 717	D	WINDOW SHADE ASSEMBLY - Right hand rear	1	
-43	89930-05	D	REVEAL ASSEMBLY - Window trim	4	
	89921-02	D	*REVEAL	1	
	85368-08	D	* ANGLE	6	

When ordering, always specify Part Number, Description, and Serial Number of Aircraft

**PIPER AIRCRAFT
PA-46-310P/350P MALIBU
AIRPLANE PARTS CATALOG**

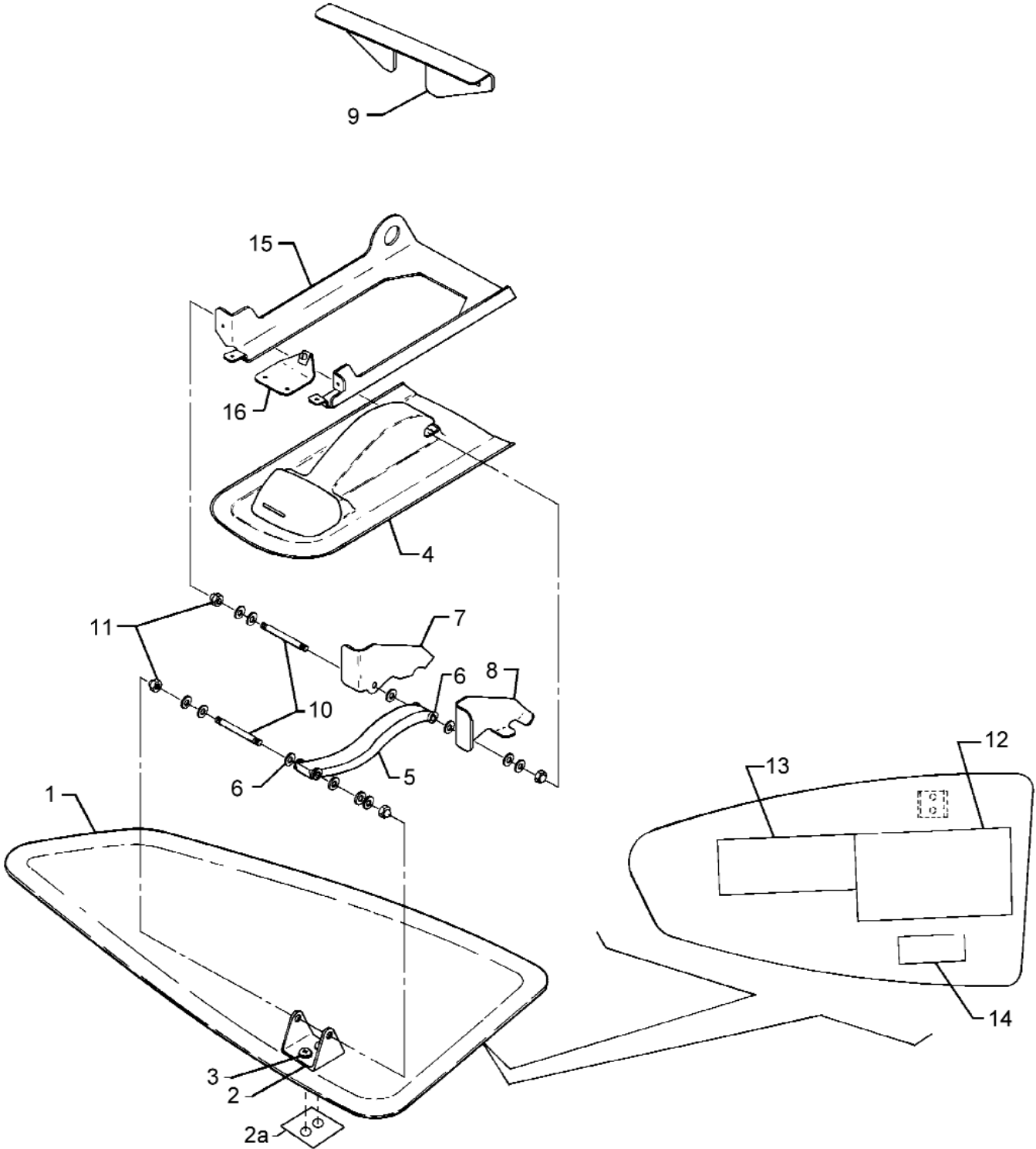


Figure 39. Sun Visor Installation

Reissued: September 10, 2006

**PIPER AIRCRAFT
PA-46-310P/350P MALIBU
AIRPLANE PARTS CATALOG**

CODE EXPLANATIONS FOR FIGURE 39

- A - PA-46-310P only.
- B - PA-46-350P only.

**PIPER AIRCRAFT
PA-46-310P/350P MALIBU
AIRPLANE PARTS CATALOG**

Figure and Index Number	Part Number	Code	Nomenclature	No. Req.	Serial Numbers Affected
39-	84875 85460		DRAWING - Sun Visor Installation DRAWING - Sun Visor Installation		
-1	84878-02		BLADE ASSEMBLY - Sun visor, left	1	
	84878-03		BLADE ASSEMBLY - Sun visor, right	1	
-2	84879-02		* CLEVIS - Sun visor	1	
-2a	84878-06		* DOUBLER	1	
-3	415 498		* SCREW - Clevis attachment (MS35206-245)	2	
	404 910		* NUT - (MS20365-832C)	2	
-4	84877-07		COVER - Sun visor, left	1	
	84877-08		COVER - Sun visor, right	1	
-5	84880-03	A	ARM - Sun visor	2	
	84880-06	B	ARM - Sun visor	2	
-6	84875-05		WASHER - Friction	6	
-7	84876-02		CLIP - Sun visor attachment, left	1	
	84876-03		CLIP - Sun visor attachment, right	1	
-8	84876-04		CLIP - Sun visor attachment, left	1	
	84876-05		CLIP - Sun visor attachment, right	1	
-9	84894-02		GUSSET - Sun visor attachment, left	1	
	84894-03		GUSSET - Sun visor attachment, right	1	
-10	84875-04		SHAFT - Sun visor	4	
-11	477 918		NUT - Dome	8	
	407 134		WASHER - (AN936-A8)	16	
	407 610		WASHER - (AN960-C8)	16	
-12	84967-16	A	DECAL - Checklist	1	
	84967-104	B	DECAL - Checklist	1	
-13	84967-73	A	DECAL - Climb/cruise power settings	1	
	84967-108	B	DECAL - Climb/cruise power settings	1	
-14	84967-52		DECAL - Grasp here only (for sun visors)	2	
-15	84874-02		PAN - Headliner, sun visor, left	1	
	84874-03		PAN - Headliner, sun visor, right	1	
-16	84874-06		RETAINER ASSEMBLY - Sun visor	2	

When ordering, always specify Part Number, Description, and Serial Number of Aircraft

Reissued: September 10, 2006

**PIPER AIRCRAFT
PA-46-310P/350P MALIBU
AIRPLANE PARTS CATALOG**

THIS PAGE INTENTIONALLY LEFT BLANK

PIPER AIRCRAFT
PA-46-310P/350P MALIBU
AIRPLANE PARTS CATALOG

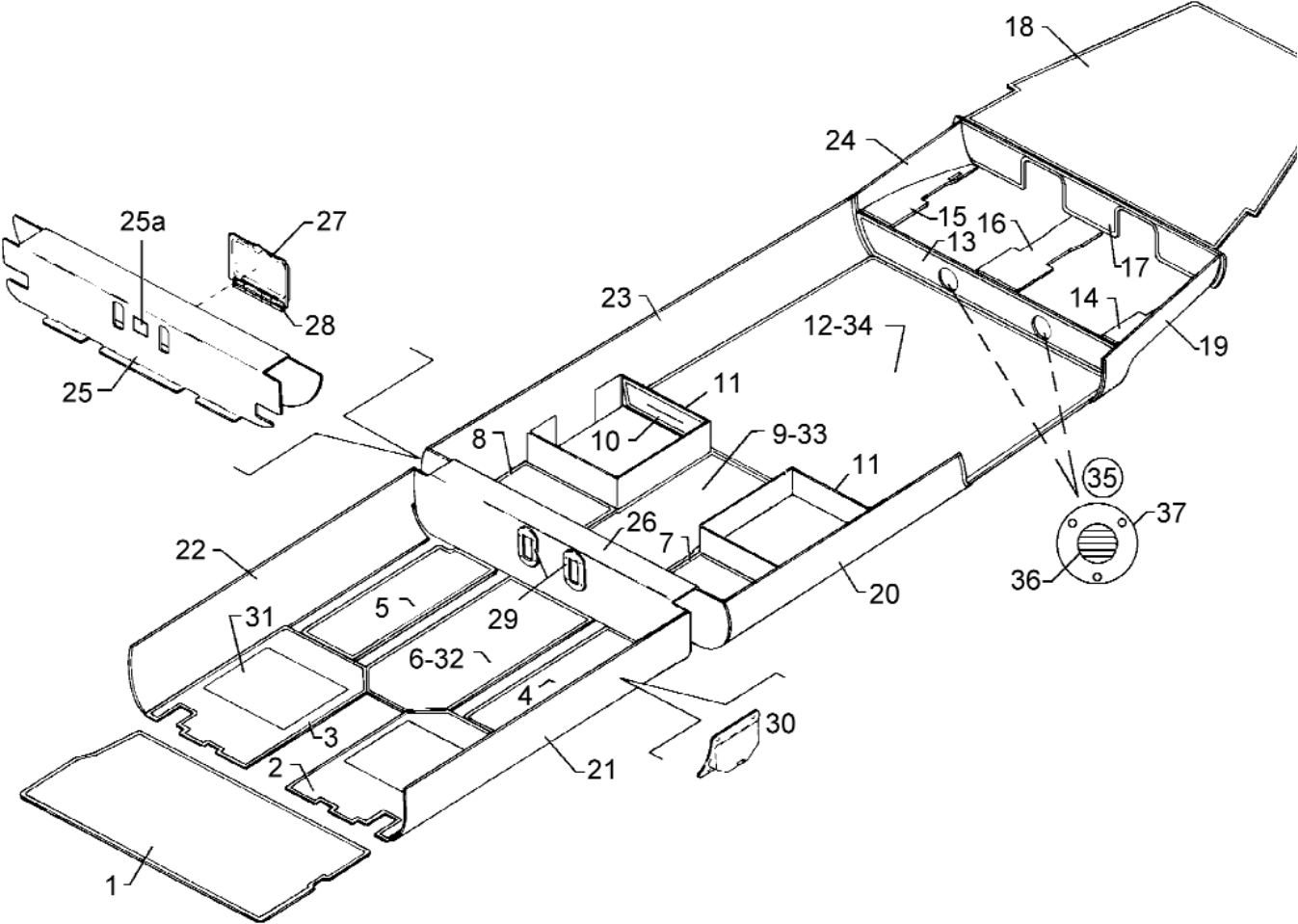


Figure 40. Cabin Carpet Installation

Reissued: September 10, 2006

**PIPER AIRCRAFT
PA-46-310P/350P MALIBU
AIRPLANE PARTS CATALOG**

CODE EXPLANATIONS FOR FIGURE 40

- A - When ordering, specify color.
- B - Used if interior cabinet is not installed.
- C - When ordering, specify color.
- D - Used if carpet protective runners are installed.
- E - See Figure 43B for relief tube installation
- F - PA-46-310P only.
- G - PA-46-350P only.
- H - Carpet Runner Kit 89525-480 available.

**PIPER AIRCRAFT
PA-46-310P/350P MALIBU
AIRPLANE PARTS CATALOG**

Figure and Index Number	Part Number	Code	Nomenclature	No. Req.	Serial Numbers Affected
40-	84763	F	DRAWING - Cabin Carpet Installation		
	89557	G	DRAWING - Cabin Carpet Installation		
-1	84966-02	A,F	CARPET ASSEMBLY - Forward baggage	1	
	89592-02	G,F	CARPET ASSEMBLY - Forward baggage	1	
	89595-02	G	TRIM STRIP	1	
-1a	84767-07	A	CARPET ASSEMBLY - FWD cockpit, cabin air - left	1	84-4608001 and up
-1b	84767-09	A	CARPET ASSEMBLY - FWD cockpit, cabin air - left	1	84-4608001 and up
-1c	84767-11	A	CARPET ASSEMBLY - FWD cockpit, cabin air - right	1	84-4608001 and up
-2	84767-02	A,F	CARPET ASSEMBLY - Forward cockpit, left	1	
	89557-09	A,G	CARPET ASSEMBLY - Forward cockpit, left	1	
-3	84767-03	A	CARPET ASSEMBLY - Forward cockpit, right	1	
-4	84766-02	A	CARPET ASSEMBLY - Pilot seat area	1	
-5	84766-03	A	CARPET ASSEMBLY - Copilot seat area	1	
-6	84765-02	A	CARPET ASSEMBLY - Center cockpit	1	
	84765-05	A,D	CARPET ASSEMBLY - Center cockpit	1	
-7	84964-02	A,B	CARPET ASSEMBLY - Cabinet area, left	1	
-8	84964-03	A,B	CARPET ASSEMBLY - Cabinet area, right	1	
-9	84963-02	A	CARPET ASSEMBLY - Cabin aisle	1	
	84963-05	A,D	CARPET ASSEMBLY - Cabin aisle	1	
	84963-07	A,B	CARPET ASSEMBLY - Cabin aisle, plush	1	46-8508054 thru 46-8608067 and 4608001 and up
	84963-08	A,D	CARPET ASSEMBLY - Cabin aisle, plush	1	46-8508054 thru 46-8608067 and 4608001 and up
-10	84990-02	A	CARPET - Seat drawer, right	1	
-11	84996-02	A	CARPET - Seat pedestal, left	1	
	84996-03	A	CARPET - Seat pedestal, right	1	
-12	84774-02	A	CARPET ASSEMBLY - Center cabin	1	
	84774-05	A,D	CARPET ASSEMBLY - Center cabin	1	
	89557-07	A,G	CARPET ASSEMBLY - Center cabin	1	
	84774-07	A	CARPET ASSEMBLY - Center cabin, plush	1	46-8508054 thru 46-8608067 and 4608001 and up
	84774-08	A,D	CARPET ASSEMBLY - Center cabin, plush	1	46-8508054 thru 46-8608067 and 4608001 and up
-13	84773-02	A	CARPET - Face, aft floor	1	
-14	84949-02	A	CARPET - Aft seat area, left	1	
-15	84949-03	A	CARPET - Aft seat area, right	1	
-16	84948-02	A,F	CARPET - Aft seat area, center	1	
	89557-51	A,G	CARPET - Aft seat area, center	1	
-17	84769-02	A	CARPET - Baggage floor face	1	
-18	84768-02	A,F	CARPET ASSEMBLY - Aft baggage area	1	
	89557-10	A,G	CARPET ASSEMBLY - Aft baggage area	1	
-19	84986-02	A	CARPET ASSEMBLY - Side panel	1	
-20	84983-04	A	CARPET ASSEMBLY - Side panel	1	
-21	84983-02	A	CARPET ASSEMBLY - Side panel	1	
-22	84983-03	A	CARPET ASSEMBLY - Side panel	1	
-23	84984-02	A	CARPET ASSEMBLY - Side panel	1	
-24	84985-02	A	CARPET ASSEMBLY - Side panel	1	
-25	85000-02	A	COVER ASSEMBLY - Spar	1	
	85000-05	G	COVER ASSEMBLY - Spar	1	
	85001-03	G	* COVER - Spar	2	
	89561-19	G	* DOUBLER	1	
	406 825	G	* NUT PLATE	4	
	411 532	G	* SCREW - (MS35207-263)	4	
-25a	565 735	G	* CUP HOLDER	1	
-26	85002-02	A	* CARPET - Spar cover	1	
	85002-03	G	* CARPET - Spar cover	1	

When ordering, always specify Part Number, Description, and Serial Number of Aircraft

Reissued: September 10, 2006

**PIPER AIRCRAFT
PA-46-310P/350P MALIBU
AIRPLANE PARTS CATALOG**

Figure and Index Number	Part Number	Code	Nomenclature	No. Req.	Serial Numbers Affected
40-27	84999-02	E	* DOOR ASSEMBLY - Relief tube	1	
	84999-06	G	* DOOR ASSEMBLY - Relief tube	1	
	585 162	G	** SPRING	2	
-28	84999-04		** HINGE - Door assembly	1	
-29	85003-02	C	* FRAME - Seat belt opening	2	
-30	89552-03	G	COVER ASSEMBLY - Static drain	1	
	89552-02	G	* COVER - Static drain	1	
	84967-23	G	* DECAL - Static drain push (656 016)	1	
	85004-02	C,F	COVER - Static drain	1	
-31	68611-00		PLATE - Heel	2	
	89557-36		SCUFF PAD - Heel plate	2	
-32	85087-02	F	RUNNER - Carpet, center cockpit	1	
	89557-37	G,H	RUNNER ASSEMBLY - Carpet, center cockpit	1	
	89557-38	G,H	* RUNNER - Carpet, center cockpit	1	
	181 400	G,H	* VELCRO	AR	
-33	85086-02	F	RUNNER - Carpet, cabin aisle	1	
-34	85085-02	F	RUNNER - Carpet, center cabin	1	
	89557-32	G,H	RUNNER - Carpet, aft	1	
-35	68928-00	F	DEFLECTOR ASSEMBLY - Aft heat vent	2	
-36	68929-00		* LOUVER ASSEMBLY	1	
-37	21156-00		* PLATE - Air deflector	1	

When ordering, always specify Part Number, Description, and Serial Number of Aircraft

PIPER AIRCRAFT
PA-46-310P/350P MALIBU
AIRPLANE PARTS CATALOG

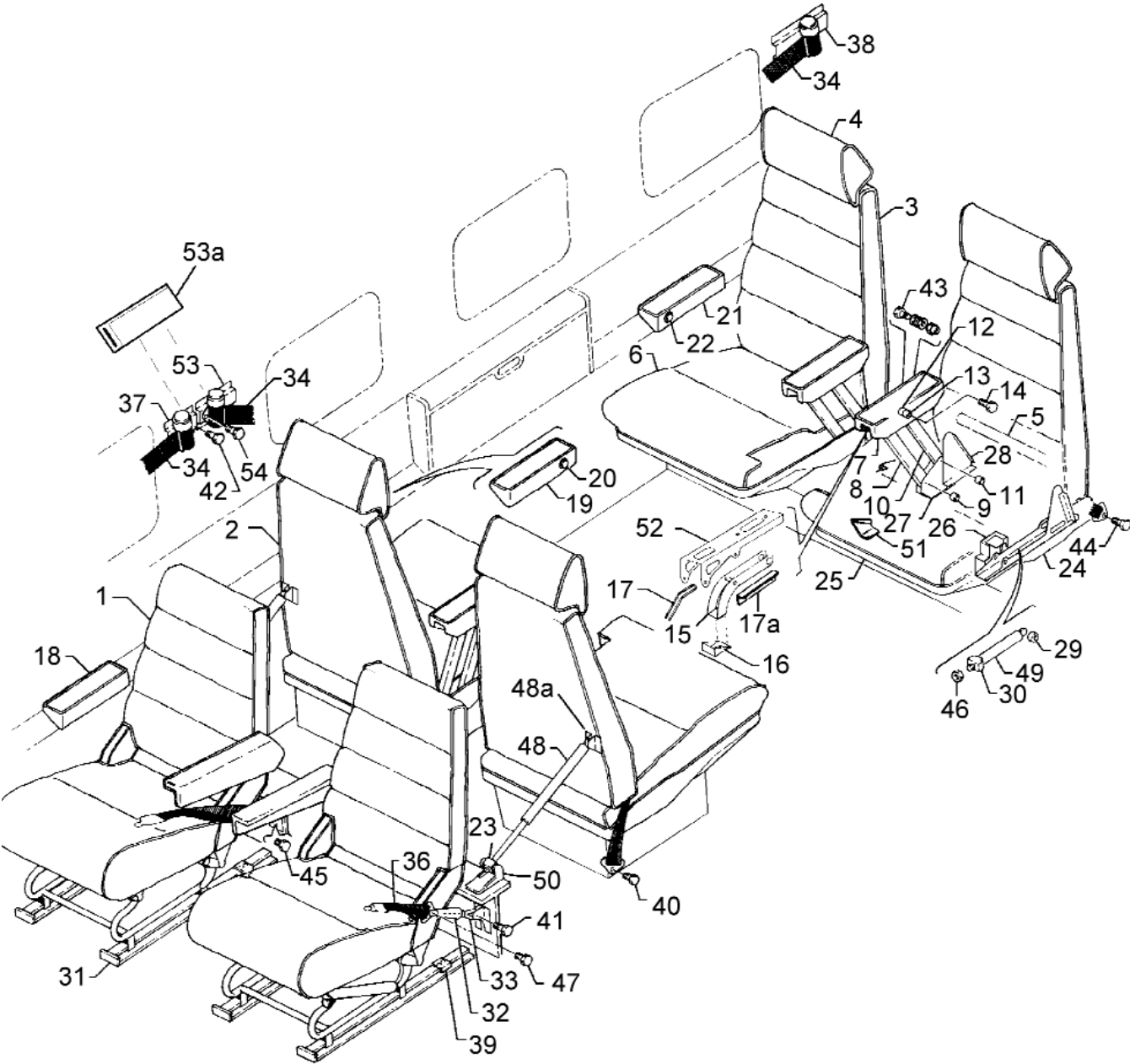


Figure 41. Seats Installation

Reissued: September 10, 2006

**PIPER AIRCRAFT
PA-46-310P/350P MALIBU
AIRPLANE PARTS CATALOG**

CODE EXPLANATIONS FOR FIGURE 41

- A - See Figure 42 for component parts.
- B - See Figure 43 for component parts.
- C - When ordering, specify color and material.
- D - Used on PA-46-310P with serial number 4608045 and up.
- E - PA-46-310P only.
- F - PA-46-350P only.
- G - See figure 43A for component parts.
- H - See latest revision of Piper Service Bulletin 999.

**PIPER AIRCRAFT
PA-46-310P/350P MALIBU
AIRPLANE PARTS CATALOG**

Figure and Index Number	Part Number	Code	Nomenclature	No. Req.	Serial Numbers Affected
41-	84700	E	DRAWING - Seats Installation		
	89999	F	DRAWING - Seats Installation		
-1	84701-02	A,C	SEAT ASSEMBLY - Front, vertically adjustable, left	1	46-8408001 to 46-8408087 incl.
	85107-02	A,C	SEAT ASSEMBLY - Front, vertically adjustable, left	1	46-8508001 thru 46-8608067 and 4608001 and up
	84701-03	A,C	SEAT ASSEMBLY - Front, vertically adjustable, right	1	46-8408001 to 46-8408087 incl.
	85107-03	A,C	SEAT ASSEMBLY - Front, vertically adjustable, right	1	46-8508001 thru 46-8608067 and 4608001 and up
-2	84721-02	B,C	SEAT ASSEMBLY - Center, aft facing, left	1	46-8408001 to 46-8408087 incl.
	84721-06	B,C	SEAT ASSEMBLY - Center, aft facing, left	1	46-8508001 thru 46-8608067 and 4608001 and up
	84721-03	B,C	SEAT ASSEMBLY - Center, aft facing, right	1	46-8408001 to 46-8408087 incl.
	84721-07	B,C	SEAT ASSEMBLY - Center, aft facing, right	1	46-8508001 thru 46-8608067 and 4608001 and up
-3	84845-02	C,E	BACK ASSEMBLY - Rear seat, left	1	46-8408001 to 46-8408087 incl.
	84845-06	C,E	BACK ASSEMBLY - Rear seat, left	1	46-8508001 thru 46-8608067 and 4608001 and up
	84845-03	C	BACK ASSEMBLY - Rear seat, right	1	46-8408001 to 46-8408087 incl.
	84845-07	C	BACK ASSEMBLY - Rear seat, right	1	46-8508001 thru 46-8608067 and 4608001 and up
	89987-02	G	SEAT ASSEMBLY - Rear bench seat, standard	1	
	89987-03		SEAT ASSEMBLY - Aft bench, optional	1	4608001 thru 4608140, 4622001 and up
-4	84736-03	C	* HEADREST ASSEMBLY - Rear seat	1	
-5	84841-02		* FRAME ASSEMBLY - Rear seat back, left	1	46-8408001 to 46-8408087 incl.
	84841-03		* FRAME ASSEMBLY - Rear seat back, right	1	46-8408001 to 46-8408087 incl.
	84841-04		* FRAME ASSEMBLY - Rear seat back, left	1	46-8508001 thru 46-8608067 and 4608001 and up
	84841-05		* FRAME ASSEMBLY - Rear seat back, right	1	46-8508001 thru 46-8608067 and 4608001 and up
-6	84728-02	C	FILLER ASSEMBLY - Rear seat bottom, left	1	46-8408001 to 46-8408087 incl.
	85099-02	C	FILLER ASSEMBLY - Rear seat bottom, left	1	46-8508001 thru 46-8608067 and 4608001 and up
	84728-03	C	FILLER ASSEMBLY - Rear seat bottom, right	1	46-8408001 to 46-84087 incl.
-6	85099-03	C	FILLER ASSEMBLY - Rear seat bottom, right	1	46-8508001 thru 46-8608067 and 4608001 and up
	87699-02	F	FILLER ASSEMBLY - Seat bottom, bench	1	
-7	84714-02	C	ARMREST ASSEMBLY - Rear seat, inboard	2	
-8	84714-04		* TUBE ASSEMBLY - Armrest	1	
-9	82695-23		** BUSHING	1	
-10	84714-06		* TUBE ASSEMBLY - Armrest	1	
-11	82695-23		** BUSHING	1	
-12	82695-24		** BUSHING	1	
-13	82695-22		* BUSHING	4	
-14	401 273		* BOLT - (AN3-14A)	2	
	407 584		* WASHER - (AN960-10L)	2	
	404 835		* NUT - (MS20364-1032C)	2	
-15	84714-25		* CHANNEL ASSEMBLY - Armrest latching	1	
-16	84956-02		* PLATE - Armrest actuator	1	
-17	84714-29		* SPRING - Latching	1	
-17a	84714-30		* ANGLE - Armrest support	2	
-18	84720-02	C	ARMREST ASSEMBLY - Outboard, front seat	2	
-19	84720-03	C	ARMREST ASSEMBLY - Outboard, center seat, left	1	
	84720-04	C	ARMREST ASSEMBLY - Outboard, center seat, right	1	
-20	84811-02		* MECHANICAL CONTROL - Seat back	1	
-21	84720-05	C	ARMREST ASSEMBLY - Outboard, rear seat, left	1	

When ordering, always specify Part Number, Description, and Serial Number of Aircraft

Reissued: September 10, 2006

PIPER AIRCRAFT

PA-46-310P/350P MALIBU

AIRPLANE PARTS CATALOG

Figure and Index Number	Part Number	Code	Nomenclature	No. Req.	Serial Numbers Affected
	84720-06	C	ARMREST ASSEMBLY - Outboard, rear seat, right	1	
-22	84811-03		* MECHANICAL CONTROL - Seat back	1	
41-23	84738-02		STOP - Gas spring attachment	2	
	84738-04	F	STOP - Gas spring attachment	2	
-24	84848-02		CHANNEL ASSEMBLY - Left	1	
	84848-03		CHANNEL ASSEMBLY - Right	1	
-25	84727-07		PAN ASSEMBLY - Seat bottom, left	1	
	84727-08		PAN ASSEMBLY - Seat bottom, right	1	
	84727-13		* CORNER - Pan assembly	2	
-26	84847-02		COVER ASSEMBLY - Seat back release, left	1	
	84847-03		COVER ASSEMBLY - Seat back release, right	1	
-27	84726-02		SUPPORT ASSEMBLY - Armrest, left	1	
	84726-03		SUPPORT ASSEMBLY - Armrest, right	1	
-28	84851-02		SUPPORT - Back, aft seat, left	1	
	84851-03		SUPPORT - Back, aft seat, right	1	
-29	84850-02		ROLLER - Seat back actuator	2	
-30	84849-02		STOP - Gas spring attachment	2	
-31	84716-02		STOP - Front seat	4	
-32	68022-14		BOOT - Seat belt attachment	1	
-33	96908-00		CABLE ASSEMBLY - Seat belt attachment	1	
	89769-02	F	CLEVIS ASSEMBLY -Seat belt attachment	1	
	424 202	F	PIN - Clevis	1	
	424 095	F	PIN - Cotter	1	
-34	452 679	E	BELT ASSEMBLY - Shoulder, inertia reel	6	
	564 880	F	BELT ASSEMBLY - Shoulder, inertia reel	6	
-35	-----		Deleted		
-36	551 435	E	BELT ASSEMBLY - Lap, front seat, left	1	
	551 434	E	BELT ASSEMBLY - Lap, front seat, right	1	
	551 441	E	BELT ASSEMBLY - Lap, center seats	2	
	551 438	E	BELT ASSEMBLY - Lap, aft seats	2	
	551 595	F	BELT ASSEMBLY - Lap, front and center seats	4	
	551 598	F	BELT ASSEMBLY - Lap, aft seats	2	
-37	84859-02	H	SUPPORT - Forward inertia reel, left	1	
	84859-03	H	SUPPORT - Forward inertia reel, right	1	
-38	84888-02	H	SUPPORT - Aft inertia reel, left	1	
	84888-03	H	SUPPORT - Aft inertia reel, right	1	
-39	62654-00	E	STOP - Seat track	4	
	62654-05	F	STOP - Seat track, left seat	2	
	62654-04	F	STOP - Seat track, right seat	2	
-40	400 444		BOLT - (AN3-13A)	4	
	407 800		WASHER - (AN970-3)	4	
	63900-147		BUSHING - (.375 O.D.)	4	
	82695-77		BUSHING	4	
	407 584		WASHER - (AN960-10L)	4	
	407 564		WASHER - (AN960-10)	4	
	404 887		NUT - (MS20365-1032C)	4	
-41	400 004		BOLT - (AN4-7A)	1	
	407 565		WASHER - (AN960-416)	2	
	82695-81		BUSHING	1	
	404 888		NUT - (MS20365-428C)	1	
	82695-111	F	BUSHING	1	
-42	400 002		BOLT - (AN4-5A)	2	
	407 565		WASHER - (AN960-416)	2	
	82695-55		BUSHING - (.385 O.D.)	2	
-43	401 270		BOLT - (AN3-11A)	1	
	82695-80		BUSHING	2	
	407 564		WASHER - (AN960-10)	1	
	404 887		NUT - (MS20365-1032C)	1	

When ordering, always specify Part Number, Description, and Serial Number of Aircraft

**PIPER AIRCRAFT
PA-46-310P/350P MALIBU
AIRPLANE PARTS CATALOG**

Figure and Index Number	Part Number	Code	Nomenclature	No. Req.	Serial Numbers Affected
-44	400 003		BOLT - (AN4-6A)	2	
	82695-79		BUSHING	2	
	407 565		WASHER - (AN960-416)	4	
	404 888		NUT - (MS20365-428C)	2	
41-45	400 004		BOLT - (AN4-7A)	3	
	407 565		WASHER - (AN960-416)	4	
	82695-76		BUSHING	3	
	404 888		NUT - (MS20365-428C)	3	
-46	404 330		NUT - (AN316-6)	4	
-47	401 187		BOLT - (AN5-7A)	1	
	63900-149		BUSHING - (.260 L.)	1	
	407 566		WASHER - (AN960-516)	1	
	404 837		NUT - (MS20364-524C)	1	
-48	84734-05		SUPPORT ASSEMBLY - Seat, gas spring (687 900)	2	
-48a	84777-02	E	CLIP - Seat back	1	
	84777-03	E	CLIP - Seat back	1	
	400 706	E	BOLT	1	
	404 101	E	NUT	1	
	424 052	E	COTTER PIN	1	
	82695-75	E	BUSHING	1	
-49	84734-04		SUPPORT ASSEMBLY - Seat, gas spring	2	
-50	84737-02		FITTING - Gas spring attachment	2	
-51	85045-03		STOP - Armrest, left seat	1	
	85045-02		STOP - Armrest, right seat	1	
-52	84714-18		CHANNEL	1	
-53	85128-02	D	SUPPORT ASSEMBLY - Inertial reel, center, left	1	
	85128-03	D	SUPPORT ASSEMBLY - Inertial reel, center, right	1	
-53a	85129-02	E	COVER - Inertia reel cover center, left and right	2	
-54	400 002	D	BOLT (AN4-5A)	2	
	407 565	D	WASHER - (AN960-416)	2	
	82695-55	D	BUSHING	2	

When ordering, always specify Part Number, Description, and Serial Number of Aircraft

Reissued: September 10, 2006

**PIPER AIRCRAFT
PA-46-310P/350P MALIBU
AIRPLANE PARTS CATALOG**

THIS PAGE INTENTIONALLY LEFT BLANK

**PIPER AIRCRAFT
PA-46-310P/350P MALIBU
AIRPLANE PARTS CATALOG**

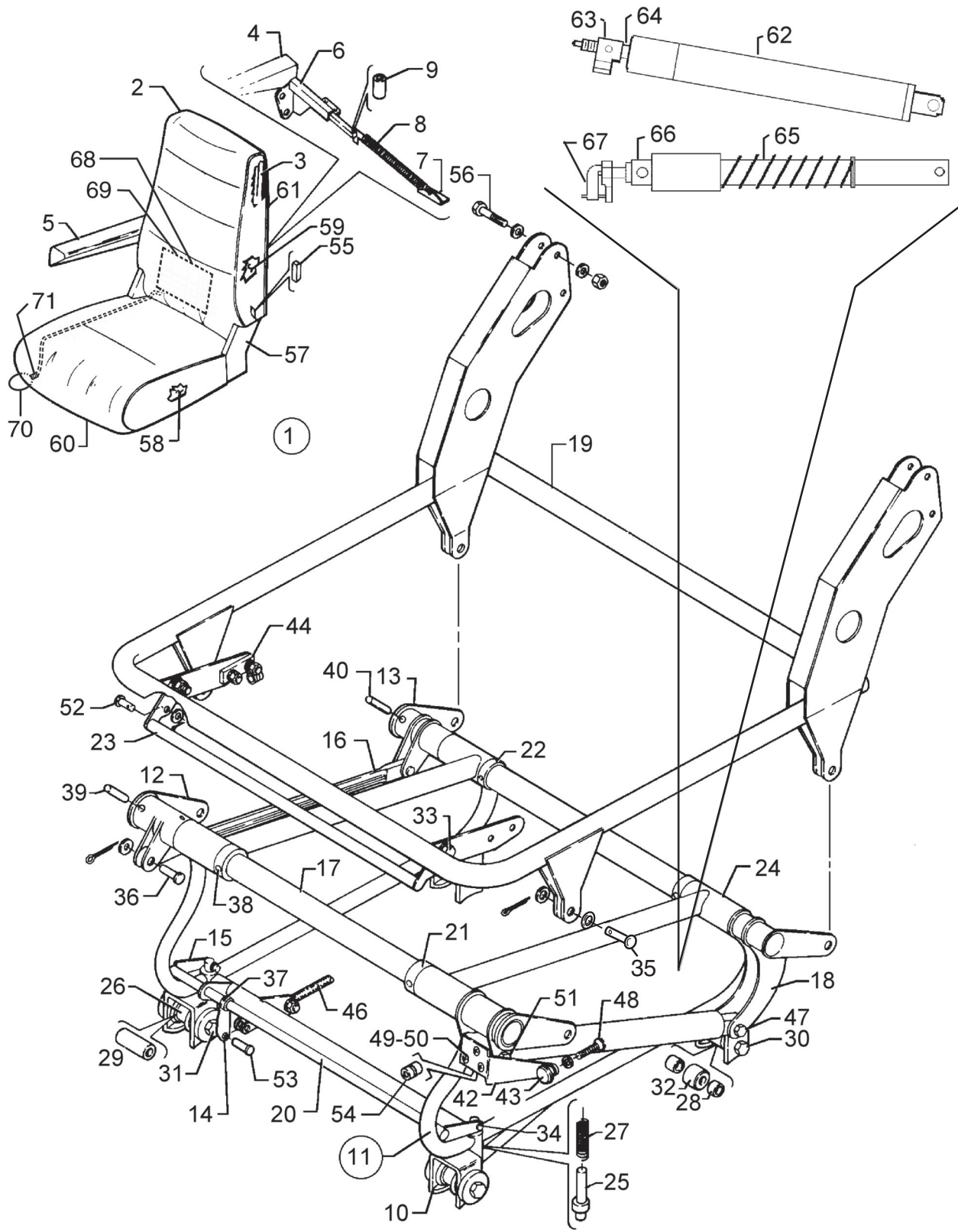


Figure 42. Front Seat Assembly

Reissued: September 10, 2006

**PIPER AIRCRAFT
PA-46-310P/350P MALIBU
AIRPLANE PARTS CATALOG**

CODE EXPLANATIONS FOR FIGURE 42

- A - When ordering, specify color and material.
- B - If either crew seat manufactured by ERDA needs to be replaced, then both crew seats must be replaced with Piper pilot and co-pilot seats 89944-6 and -7 or -8 and -9.
- C - PA-46-310P only.
- D - PA-46-350P only.
- E - Seat back assembly sub parts for 89978-02 and 89978-03 are not listed. Parts listed are for 84701-05, 85107-05, 84701-07, and 85107-07.
- F - Seat bottom frame assembly sub parts for 89976-04 and 89976-05 are not listed. Parts listed are for 84703-02 and 84703-03.
- G - See latest revision of Piper Service Bulletin 1054.

**PIPER AIRCRAFT
PA-46-310P/350P MALIBU
AIRPLANE PARTS CATALOG**

Figure and Index Number	Part Number	Code	Nomenclature	No. Req.	Serial Numbers Affected
42	89944	F	DRAWING - Front Seat Assembly		
	89976	A,E	DRAWING - Frame Assembly - Adjustable Seat		
	02585		DRAWING - Lumbar Installation - Crew Seats		
-1	84701-02	A,C	SEAT ASSEMBLY - Front, vertically adjustable, left	1	46-8408001 thru 46-8408087
	85107-02	A,C	SEAT ASSEMBLY - Front, vertically adjustable, left	1	46-8508001 thru 46-8608067 and 4608001 and up
-2	89944-06	B,D	SEAT ASSEMBLY - Crew, left	1	
	84701-03	A,C	SEAT ASSEMBLY - Front, vertically adjustable, right	1	46-8408001 thru 46-8408087
	85107-03	A,C	SEAT ASSEMBLY - Front, vertically adjustable, right	1	46-8508001 thru 46-8608067 and 4608001 and up
	89944-07	B,D	SEAT ASSEMBLY - Crew, right	1	
	84701-05	A,C	* BACK ASSEMBLY - Seat, left	1	46-8408001 thru 46-8408087
	85107-05	A,C	* BACK ASSEMBLY - Seat, left	1	46-8508001 thru 46-8608067 and 4608001 and up
-3	84701-07	A,C	* BACK ASSEMBLY - Seat, right	1	46-8408001 thru 46-8408087
	85107-07	A,C	* BACK ASSEMBLY - Seat, right	1	46-8508001 thru 46-8608067 and 4608001 and up
-4	89978-02	D,E	* BACK ASSEMBLY - Seat, left	1	
	89978-03	D,E	* BACK ASSEMBLY - Seat, right	1	
	84708-02	C	** FRAME ASSEMBLY - Seat back	1	46-8408001 thru 46-8408087
	84708-03	C	** FRAME ASSEMBLY - Seat back	1	46-8508001 thru 46-8608067 and 4608001 and up
-5	89981-02	D	** FRAME ASSEMBLY - Seat back	1	
	84829-03		** ARMREST ASSEMBLY - Retractable, left	1	46-8408001 thru 4622101
	101250-04	D	** ARMREST ASSEMBLY - Retractable, left	1	4622102 and up
	84829-02		** ARMREST ASSEMBLY - Retractable, right	1	46-8408001 thru 4622101
	101250-05	D	** ARMREST ASSEMBLY - Retractable, right	1	4622102 and up
-6	84701-10	A	** COVER ASSEMBLY - Armrest, left	1	46-8408001 thru 4622101
	101252-06	D	** COVER ASSEMBLY - Armrest, left	1	4622102 and up
	84701-11	A	** COVER ASSEMBLY - Armrest, right	1	46-8408001 thru 4622101
	101252-07	D	** COVER ASSEMBLY - Armrest, right	1	4622102 and up
-7	84787-03		** SUPPORT ASSEMBLY - Armrest, left	1	
	84787-02		** SUPPORT ASSEMBLY - Armrest, right	1	
-8	84832-02		** CLIP - Armrest	1	
-9	710070-01	C	** SPRING - Extension, armrest (585 068)	1	
	687 670	D	** SPRING - Extension, armrest	1	
-10	480 575		** BUSHING	1	
-11	84701-04	A,C	* BOTTOM ASSEMBLY - Seat, left	1	46-8408001 thru 46-8408087
	85107-04	A,C	* BOTTOM ASSEMBLY - Seat, left	1	46-8508001 thru 46-8608067 and 4608001 and up
	84701-06	A,C	* BOTTOM ASSEMBLY - Seat, right	1	46-8408001 thru 46-8408087
-12	85107-06	A,C	* BOTTOM ASSEMBLY - Seat, right	1	46-8508001 thru 46-8608067 and 4608001 and up
	84703-02	C	** FRAME ASSEMBLY - Seat bottom, left	1	
-13	84703-03	C	** FRAME ASSEMBLY - Seat bottom, right	1	
	89976-05	D,F	FRAME ASSEMBLY - Seat bottom, left	1	
	89976-28	D,F	FRAME ASSEMBLY - Seat bottom, left (improved leg room)	1	
	89976-04	D,F	FRAME ASSEMBLY - Seat bottom, right	1	
	89976-29	D,F	FRAME ASSEMBLY - Seat bottom, right (improved leg room)	1	
	76347-01		*** BELLCRANK - Left	1	
	76347-00		*** BELLCRANK - Right	1	
-14	84759-02		*** BELLCRANK ASSEMBLY - Left	1	
	76349-00		*** BELLCRANK ASSEMBLY - Right	1	
-15	76187-00		*** ARM ASSEMBLY - Seat release	1	
-16	76178-00		*** ARM ASSEMBLY - Seat latch	1	
-17	76342-00		*** LINK - Seat actuator	1	
	76343-00		*** TUBE ASSEMBLY - Forward	1	

When ordering, always specify Part Number, Description, and Serial Number of Aircraft

Reissued: September 10, 2006

PIPER AIRCRAFT

PA-46-310P/350P MALIBU

AIRPLANE PARTS CATALOG

Figure and Index Number	Part Number	Code	Nomenclature	No. Req.	Serial Numbers Affected
42-18	84758-02		*** TUBE ASSEMBLY - Aft, left	1	
	37848-02		*** TUBE ASSEMBLY - Aft, right	1	
-19	84705-02		*** PLATFORM ASSEMBLY - Seat bottom	1	
-20	76172-03		*** TUBE - Seat latch	1	
-21	76351-02		*** BUSHING - Seat	2	
-22	76351-03		*** BUSHING - Seat	2	
-23	79207-00		*** HANDLE ASSEMBLY - Seat release	1	
-24	84704-02		*** BASE ASSEMBLY - Seat bottom, left	1	
	84704-03		*** BASE ASSEMBLY - Seat bottom, right	1	
-25	76175-00		*** PLUNGER - Seat latch	2	
-26	87332-02		*** ROLLER - Seat	2	
-27	587 299		*** SPRING - Plunger	2	
-28	95061-161		*** SPACER	4	
-29	95061-106		*** SPACER	2	
-30	401 318		*** BOLT - (AN4-20A)	2	
	62833-78		*** WASHER	4	
	477 708		*** NUT - (26C-048)	2	
-31	401 318		*** BOLT - (AN4-20A)	2	
	62833-78		*** WASHER	4	
	404 888		*** NUT - (MS20365-428C)	2	
-32	452 386		*** BEARING - (NAS506-4)	2	
-33	400 002		*** BOLT - (AN4-5A)	2	
	494 040		*** WASHER - (PS10011-12)	6	
	404 836		*** NUT - (MS20364-428C)	2	
-34	424 139		*** PIN	2	
	407 561		*** WASHER - (AN960-4)	2	
	424 051		*** COTTER PIN	2	
-35	424 174	G	*** PIN	4	
	407 561		*** WASHER - (AN960-4)	4	
	424 051		*** COTTER PIN	4	
-36	424 203		*** PIN	2	
	407 585		*** WASHER - (AN960-416L)	2	
	424 051		*** COTTER PIN	2	
-37	480 777		*** PIN	1	
-38	480 789		*** PIN	4	
-39	480 878		*** PIN	2	
-40	480 801		*** PIN	6	
-41	-----		Deleted		
-42	37902-09		** CONTROL ARM - Actuator, left	1	
	37902-08		** CONTROL ARM - Actuator, right	1	
-43	471 084		** KNOB - Actuator	1	
-44	76356-02		** PLATE - Seat	1	
-45	-----		Deleted		
-46	554 422		** CABLE ASSEMBLY - Seat track release	1	
-47	400 907		** BOLT - (AN24-17A)	1	
	407 585		** WASHER - (AN960-416L)	3	
	95061-172		** BUSHING	1	
	404 836		** NUT - (MS20364-428C)	1	
-48	411 532		** SCREW - (MS35207-263)	1	
	407 135		** WASHER - (AN936-A10)	1	
-49	411 537		** SCREW - (MS35207-268)	2	
	407 564		** WASHER - (AN960-10)	AR	
	404 835		** NUT - (MS20364-1032C)	2	
-50	494 285		** WASHER	2	
-51	400 437		** BOLT - (AN3-3A)	2	
	95061-109		** BUSHING	2	

When ordering, always specify Part Number, Description, and Serial Number of Aircraft

**PIPER AIRCRAFT
PA-46-310P/350P MALIBU
AIRPLANE PARTS CATALOG**

Figure and Index Number	Part Number	Code	Nomenclature	No. Req.	Serial Numbers Affected
42-52	424 174		** PIN	1	
	407 584		** WASHER - (AN960-10L)	1	
	424 051		** COTTER PIN	1	
-53	424 171		** PIN	1	
	407 584		** WASHER - (AN960-10L)	1	
	407 564		** WASHER - (AN960-10)	2	
	424 051		** COTTER PIN	1	
-54	82695-89		** SPACER - (1.00 L.)	1	
-55	84713-02		* PLUG - Seat	2	
-56	401 270		* BOLT - (AN3-11A)	4	
	407 584		* WASHER - (AN960-10L)	10	
	404 887		* NUT - (MS20365-1032C)	4	
-57	84701-12	A	* COVER ASSEMBLY - Brace, left	1	
	84701-13	A	* COVER ASSEMBLY - Brace, right	1	
-58	85105-02		* FILLER - Bottom	1	
	89986-02	D	* CUSHION ASSEMBLY - Seat bottom, crew, standard	2	
	89986-03	D	* CUSHION ASSEMBLY - Seat bottom, crew, optional	2	
	89986-05	D	** COVER - Seat bottom, crew, standard	2	4622001 thru 4622171
	89986-07	D	** COVER - Seat bottom, crew, standard	2	4622172 and up
	89986-06	D	** COVER - Seat bottom, crew, optional	2	4622001 thru 4622171
	89986-08	D	** COVER - Seat bottom, crew, optional	2	4622172 and up
-59	85106-02		* FILLER - Back	1	
	89932-10	D	* CUSHION ASSEMBLY - Seat back, crew	2	4622001 thru 4622171
	89983-02	D	* CUSHION ASSEMBLY - Seat back, crew, left, standard	2	4622172 and up
	89983-04	D	* CUSHION ASSEMBLY - Seat back, crew, left, optional	2	4622172 and up
	89983-03	D	* CUSHION ASSEMBLY - Seat back, crew, right, standard	2	4622172 and up
	89983-05	D	* CUSHION ASSEMBLY - Seat back, crew, right, optional	2	4622172 and up
-60	85107-08		* COVER ASSEMBLY - Bottom	1	
-61	85107-09		* COVER ASSEMBLY - Back	2	46-8408001 thru 4622171
	89983-14	D	* COVER ASSEMBLY - Seat back, left, standard	2	4622172 and up
	89983-15	D	* COVER ASSEMBLY - Seat back, left, optional	2	4622172 and up
	89983-13	D	* COVER ASSEMBLY - Seat back, right, standard	2	4622172 and up
	89983-16	D	* COVER ASSEMBLY - Seat back, right, optional	2	4622172 and up
	89982-02	D	* PANEL - Seat back, crew	2	
-62	89178-10		CYLINDER ASSEMBLY - Seat vertical adjust	1	
	587 404		* GAS SPRING	1	
-63	37902-06		* ADAPTER	1	
-64	82695-89	C	* BUSHING	1	
	89989-20	D	SPACER	1	
-65	461 935		GAS SPRING - Seat recline adjust	1	
-66	84738-03		STOP - Gas spring attach	1	
-67	653 621		CABLE ASSEMBLY	1	
-68	02585-04	D	LUMBAR ASSEMBLY - Pilot	1	
	02585-05	D	LUMBAR ASSEMBLY - Co-pilot	1	
-69	686 207	D	* BLADDER	1	
-70	686 208	D	* PUMP BULB	1	
-71	592 683	D	* VALVE	1	

When ordering, always specify Part Number, Description, and Serial Number of Aircraft

Reissued: September 10, 2006

**PIPER AIRCRAFT
PA-46-310P/350P MALIBU
AIRPLANE PARTS CATALOG**

THIS PAGE INTENTIONALLY LEFT BLANK

PIPER AIRCRAFT
PA-46-310P/350P MALIBU
AIRPLANE PARTS CATALOG

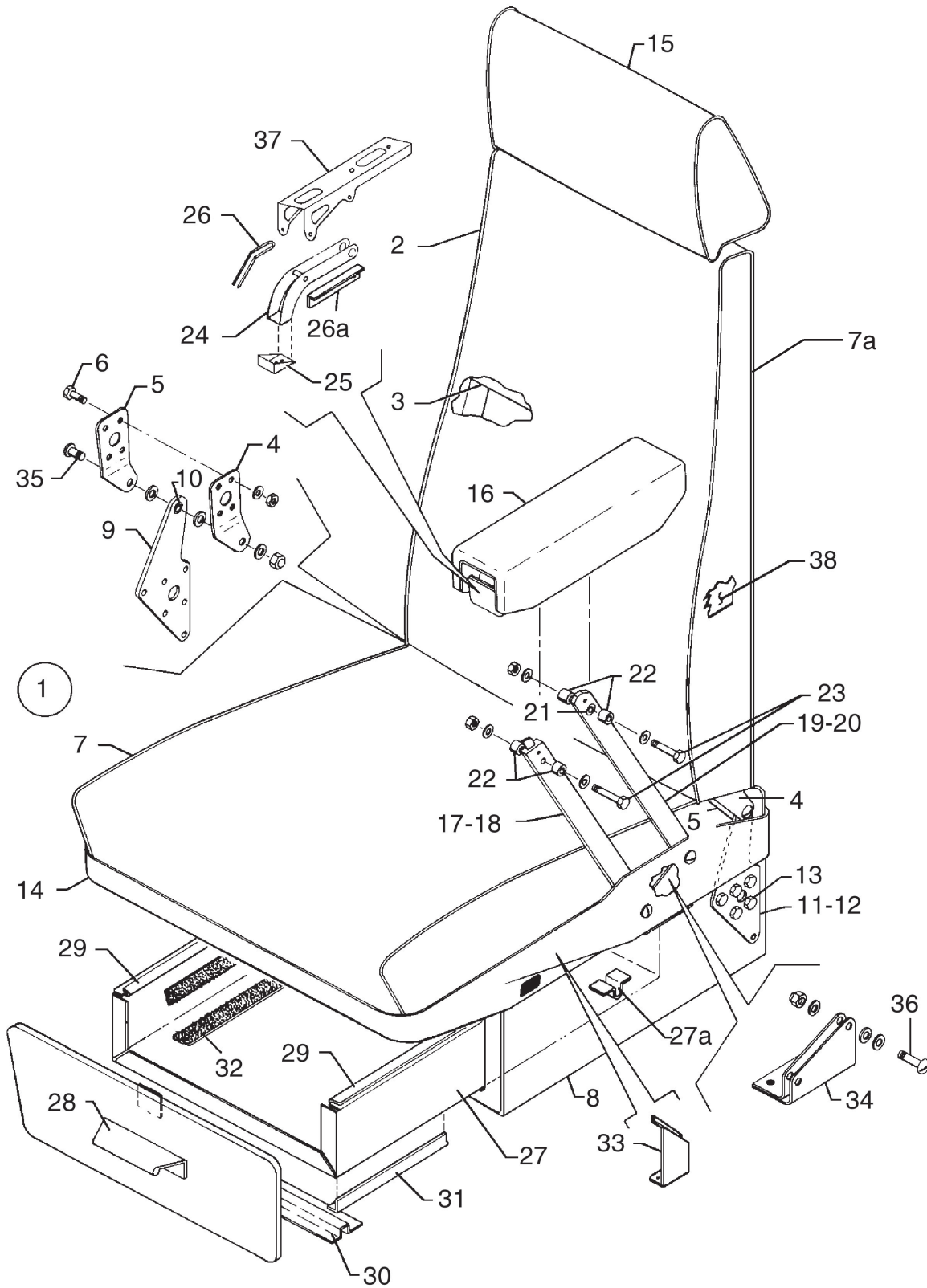


Figure 43. Center Seat Assembly

Reissued: September 10, 2006

**PIPER AIRCRAFT
PA-46-310P/350P MALIBU
AIRPLANE PARTS CATALOG**

CODE EXPLANATIONS FOR FIGURE 43

- A - When ordering, specify color dark blue, patrician, dark carmine, dark cedar, sandalwood, dark saddle, or light buckskin. Also specify material velour, cloth, knit, or leather.
- B - See Figure 76B if Oxygen System is installed.
- C - PA-46-310P only.
- D - PA-46-350P only.
- E - See latest revision of Piper Service Letter 976.

**PIPER AIRCRAFT
PA-46-310P/350P MALIBU
AIRPLANE PARTS CATALOG**

Figure and Index Number	Part Number	Code	Nomenclature	No. Req.	Serial Numbers Affected
43-1	84721-02	A	SEAT ASSEMBLY - Center, left	1	46-8408001 thru 46-8408087
	84721-06	A	SEAT ASSEMBLY - Center, left	1	46-8508001 thru 46-8608067 and 4608001 and up
	89974-02	D	SEAT ASSEMBLY - Center, left	1	
	84721-03	A	SEAT ASSEMBLY - Center, right	1	46-8408001 thru 46-8408087
	84721-07	A	SEAT ASSEMBLY - Center, right	1	46-8508001 thru 46-8608067 and 4608001 and up
	89974-03	D	SEAT ASSEMBLY - Center, right	1	
-2	84721-04	A	* COVER ASSEMBLY - Seat back	1	46-8408001 thru 46-8408087
	85103-02	A	* COVER ASSEMBLY - Seat back, left	1	46-8508001 thru 46-8608067 and 4608001 thru 4622171
	85103-03	A	* COVER ASSEMBLY - Seat back, right	1	46-8508001 thru 46-8608067 and 4608001 thru 4622171
	89899-10	D	* COVER ASSEMBLY - Seat back, left, standard	1	4622172 and up
	89899-11	D	* COVER ASSEMBLY - Seat back, right, standard	1	4622172 and up
-3	84729-02		** FRAME ASSEMBLY - Seat back, left	1	
	84729-03		** FRAME ASSEMBLY - Seat back, right	1	
-4	84730-02		** PLATE - Hinge	2	
	89813-17	D	** PLATE - Hinge	2	
-5	84730-03		** PLATE - Hinge	2	
	89813-17	D	** PLATE - Hinge	2	
-6	401 266		** BOLT - (AN3-5A)	8	
	407 564		** WASHER - (AN960-10)	8	
	404 846		** NUT - (MS20364-1032)	8	
-7	89931-02	D	* CUSHION ASSEMBLY - Seat bottom, right and left	1	4622001 thru 4622171
	89898-02	D	* CUSHION ASSEMBLY - Seat bottom, right and left, std.	1	4622172 and up
	89898-03	D	* CUSHION ASSEMBLY - Seat bottom, right and left, opt.	1	4622172 and up
	84728-02	A,C	** FILLER ASSEMBLY - Seat bottom, left	1	46-8408001 thru 46-8408087
	85099-02	A,C	** FILLER ASSEMBLY - Seat bottom, left	1	46-8508001 thru 46-8608067 and 4608001 and up
	89931-04	D	** FILLER - Seat bottom, cushion assy	1	4622001 thru 4622101
	455 733	D	** CUSHION - Seat bottom, cushion assy	1	4622102 and up
	84728-03	A	* FILLER ASSEMBLY - Seat bottom, right	1	46-8408001 thru 46-8408087
	85099-03	A	* FILLER ASSEMBLY - Seat bottom, right	1	46-8508001 thru 46-8608067 and 4608001 and up
-7a	89932-02	D	* CUSHION ASSEMBLY - Seat back, right and left	1	4622001 thru 4622171
	89899-02	D	* CUSHION ASSEMBLY - Seat back, left, standard	1	4622172 and up
	89899-03	D	* CUSHION ASSEMBLY - Seat back, right, standard	1	4622172 and up
	89983-06	D	** FILLER - Seat back,	1	4622001 thru 4622101
	455 735	D	** CUSHION - Seat back	1	4622102 and up
-8	84722-02		* PEDESTAL ASSEMBLY - Left seat	1	
	84722-03		* PEDESTAL ASSEMBLY - Right seat	1	
-9	84724-02		** HINGE ASSEMBLY - Left seat	1	
-10	82695-48		*** BEARING	1	
-11	84725-02		** HINGE ASSEMBLY - Left seat	1	
	84725-03		** HINGE ASSEMBLY - Right seat	1	
-12	82695-48		*** BEARING	1	
-13	401 266		** BOLT - (AN3-5A)	10	
	407 584		** WASHER - (AN960-10L)	10	
	404 887		** NUT - (MS20365-1032C)	10	
-14	84727-02	E	* PAN ASSEMBLY - Seat bottom	1	
-15	84736-02	A,B	* HEADREST ASSEMBLY - Seat	1	
	89949-02	A,D	* HEADREST ASSEMBLY - Seat	1	

When ordering, always specify Part Number, Description, and Serial Number of Aircraft

Reissued: September 10, 2006

**PIPER AIRCRAFT
PA-46-310P/350P MALIBU
AIRPLANE PARTS CATALOG**

Figure and Index Number	Part Number	Code	Nomenclature	No. Req.	Serial Numbers Affected
43-16	84714-02	A	* ARMREST ASSEMBLY - Seat, left	1	46-8408001 thru 4622101
	101250-06	A,D	* ARMREST ASSEMBLY - Seat, left	1	4622102 and up
	84714-31	A	* ARMREST ASSEMBLY - Seat, right	1	46-8408001 thru 4622101
	101250-07	A,D	* ARMREST ASSEMBLY - Seat, right	1	4622102 and up
	84714-23	A	** COVER ASSEMBLY - Armrest, left or right	1	46-8408001 thru 4622101
	101252-16	A,D	** COVER ASSEMBLY - Armrest, left	1	4622102 and up
	101252-17	A,D	** COVER ASSEMBLY - Armrest, right	1	4622102 and up
-17	84714-04		** TUBE ASSEMBLY - Armrest	1	
-18	82695-23		*** BUSHING	1	
-19	84714-06		** TUBE ASSEMBLY - Armrest	1	
-20	82695-23		*** BUSHING	1	
-21	82695-24		*** BUSHING	1	
-22	82695-22		** BUSHING	4	
-23	401 273		** BOLT - (AN3-14A)	2	
	407 584		** WASHER - (AN960-10L)	2	
	404 835		** NUT - (MS20364-1032C)	2	
-24	84714-25		** CHANNEL ASSEMBLY - Armrest latching	1	
-25	84956-02		** PLATE - Armrest actuator	1	
-26	84714-29		** SPRING - Latching	1	
-26a	84714-30		** ANGLE - Armrest support	2	
-27	84988-02	B	* DRAWER ASSEMBLY - Seat, right	1	
-27a	85026-04		** STOP - Drawer	2	
-28	84988-06	B	** HANDLE - Drawer	1	
-29	187 537	B	** MOULDING - Drawer	AR	
-30	84989-03		* HAT - Drawer	2	
-31	84989-04		* ANGLE - Drawer	2	
-32	84760-40		* VELCRO - Drawer track, bottom	2	
	84760-41		* VELCRO - Drawer track, side	2	
	84760-42		* VELCRO - Drawer track, top	2	
-33	85045-02		* STOP - Armrest, left seat	1	
	85045-03		* STOP - Armrest, right seat	1	
-34	84726-02		* SUPPORT ASSEMBLY - Armrest, left	1	
	84726-03		* SUPPORT ASSEMBLY - Armrest, right	1	
-35	400 728		* BOLT - (AN25-11A)	2	
	407 566		* WASHER - (AN960-516)	AR	
	407 586		* WASHER - (AN960-516L)	AR	
	477 921		* NUT	2	
-36	400 706		* BOLT - (AN24-19)	2	
	407 565		* WASHER - (AN960-416)	AR	
	407 585		* WASHER - (AN960-416L)	AR	
	477 708		* NUT	2	
-37	84714-18		* CHANNEL - Armrest support	1	
-38	84731-02		** FILLER, Seat, back	1	
	84914-02		** FILLER, Seat, back	2	
-39	89814-02	D	* SEAT BOTTOM ASSEMBLY - Left	1	
	89814-03	D	* SEAT BOTTOM ASSEMBLY - right	1	
	694 302	D	** SEAT PAN	1	
	694 300	D	** SEAT PAN	1	

When ordering, always specify Part Number, Description, and Serial Number of Aircraft

PIPER AIRCRAFT
PA-46-310P/350P MALIBU
AIRPLANE PARTS CATALOG

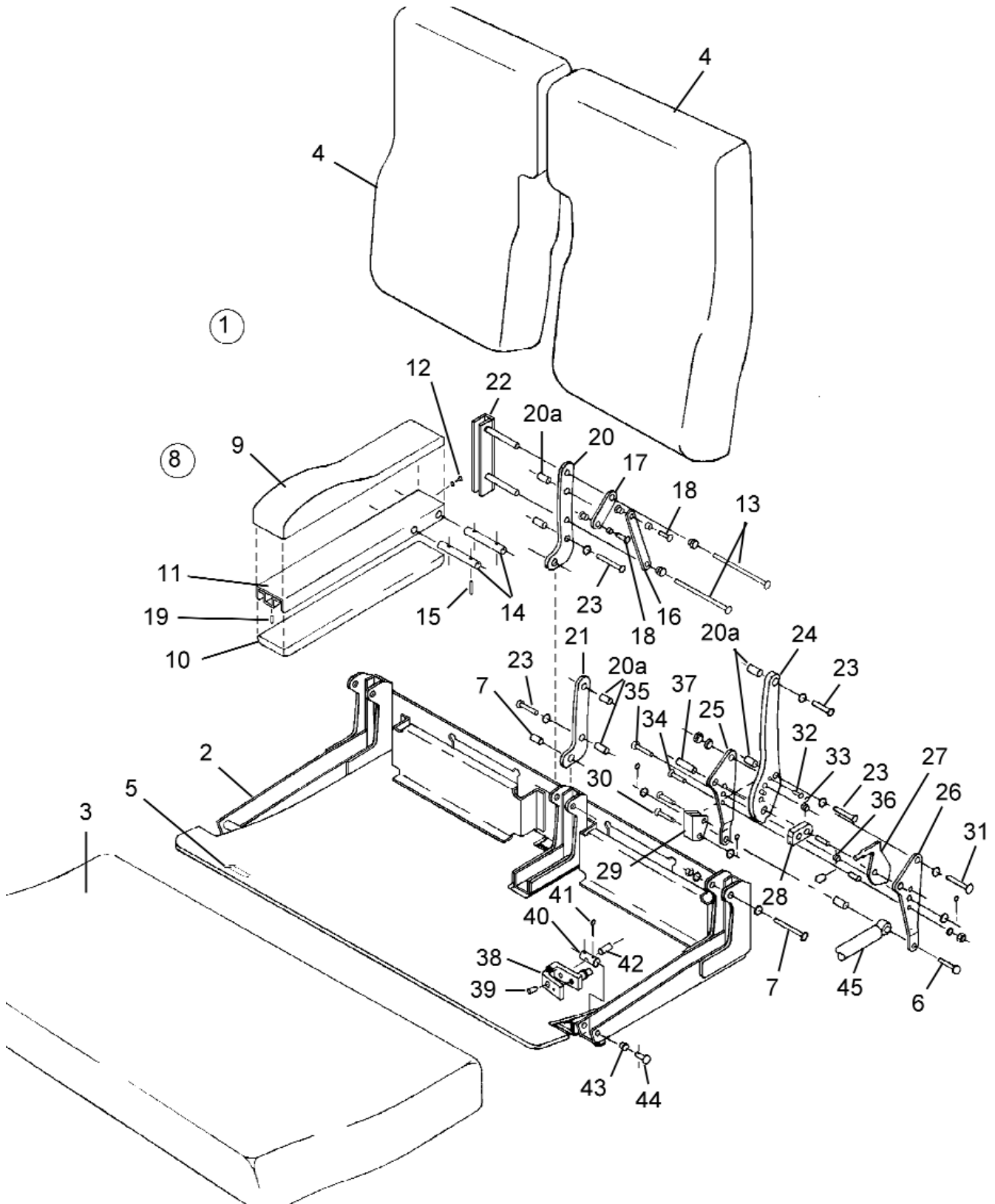


Figure 43A. Aft Bench Seat Assembly

Reissued: September 10, 2006

**PIPER AIRCRAFT
PA-46-310P/350P MALIBU
AIRPLANE PARTS CATALOG**

CODE EXPLANATIONS FOR FIGURE 43A.

**PIPER AIRCRAFT
PA-46-310P/350P MALIBU
AIRPLANE PARTS CATALOG**

Figure and Index Number	Part Number	Code	Nomenclature	No. Req.	Serial Numbers Affected
43A-1	89987-02		SEAT ASSEMBLY - Aft bench, standard	1	
	89987-03		SEAT ASSEMBLY - Aft bench, optional	1	
-2	89988-02		* BASE ASSEMBLY	1	
-3	89997-02		* CUSHION ASSEMBLY - Seat bottom, standard	1	
	89997-03		* CUSHION ASSEMBLY - Seat bottom, optional	1	
	455 746		** CUSHION - Standard	1	
	455 736		** CUSHION - Optional	1	
	89997-04		** COVER ASSEMBLY - Seat bottom, standard	1	4622001 thru 4622171
	89997-08		** COVER ASSEMBLY - Seat bottom, standard	1	4622172 and up
	89997-05		** COVER ASSEMBLY - Seat bottom, optional		
-4	89990-02		SEAT BACK ASSEMBLY - Left	1	
	89990-03		SEAT BACK ASSEMBLY - Right	1	
	89994-02		* CUSHION ASSEMBLY - Seat back, left hand, standard	1	
	89994-03		* CUSHION ASSEMBLY - Seat back, right hand, standard	1	
	89994-06		** COVER ASSEMBLY - Left hand, standard	1	4622001 thru 4622171
	89994-16		** COVER ASSEMBLY - Left hand, standard	1	4622172 and up
	89994-07		** COVER ASSEMBLY - Right hand, standard	1	4622001 thru 4622171
	89994-17		** COVER ASSEMBLY - Right hand, standard	1	4622172 and up
-5	289 765		HOOK VELCRO - Black	AR	
	180 439		LOOP VELCRO - Black	AR	
-6	95061-172		BUSHING	2	
	654 485		CLEVIS PIN	2	
	407 585		WASHER - (AN960-416L)	2	
	424 051		COTTER PIN	2	
-7	400 015		BOLT - (AN4-22A)	3	
	407 565		WASHER - (AN960-416)	6	
	404 888		NUT - (MS20365-428C)	3	
	89991-11		BUSHING - Center attachment	1	
-8	89987-04		FRAME - Arm rest	1	
-9	89942-05		CUSHION ASSEMBLY - Arm rest	1	
-10	89942-06		CUSHION ASSEMBLY - Arm rest	1	
-11	89993-02		FRAME - Arm rest	1	
-12	419 954		SCREW	1	
	407 582		WASHER - (AN960-6L)	1	
-13	89989-22		BUSHING - Left side center arm rest	2	
	89989-23		BUSHING - Right side center arm rest	2	
	89989-24		RETAINER - Left side center arm rest	2	
	89989-25		SCREW - Left side center arm rest	2	
	407 584		WASHER - (AN960-10L) right side	AR	
-14	89996-07		SHAFT	2	
-15	480-762		SPRING PIN	4	
-16	89996-06		LINK	2	
-17	89996-05		LINK	2	
-18	414-793		SCREW - (MS24693-S50)	4	
	89996-10		BUSHING	4	
	89996-09		BUSHING	4	
-19	419-961		SET SCREW	2	
-20	89991-05		ARM ASSEMBLY - Right hand	1	
-20a	89991-32		BUSHING	2	
-21	89991-04		ARM ASSEMBLY - Left hand	1	
-22	89991-24		SUPPORT - Arm rest	1	
-23	486-102		SCREW - (MS27039-1-16)	8	
	407-564		WASHER - (AN960-10)	8	
-24	89991-02		ARM ASSEMBLY - Left hand	1	
	89991-03		ARM ASSEMBLY - Right hand	1	
-25	89991-15		SUPPORT - Right hand	2	
-26	89991-14		SUPPORT - Left hand	2	

When ordering, always specify Part Number, Description, and Serial Number of Aircraft

Reissued: September 10, 2006

**PIPER AIRCRAFT
PA-46-310P/350P MALIBU
AIRPLANE PARTS CATALOG**

Figure and Index Number	Part Number	Code	Nomenclature	No. Req.	Serial Numbers Affected
43A-27	89991-16		ARM - Left hand	1	
	89991-17		ARM - Right hand	1	
-28	89991-06		LOCK ASSEMBLY	2	
-29	89991-18		COVER - Left hand	1	
	89991-19		COVER - Right hand	1	
-30	424-180		PIN- Flat head	4	
	407-564		WASHER - (AN960-10)	4	
	424-051		COTTER PIN	4	
-31	415-327		SCREW - (MS27039-1-17)	2	
	407-564		WASHER - (AN960-10)	2	
	587-164		SPACER - (NAS43DD3-26) (use 1 for S/N 4622102 and up)	2	
	100901-02		SPACER	1	4622102 and up
	404-887		NUT - (MS20365-1032C)	2	
-32	415-388		SCREW - (MS51957-30)	2	
-33	461-938		SPRING	2	
	461-937		SPRING	2	
-34	415-325		SCREW - (MS27039-1-15)	2	
	587-164		SPACER	2	
	407-584		WASHER - (AN960-10L)	2	
	404-887		NUT - (MS20365-1032C)	2	
-35	424-180		PIN - Flat head	2	
	407-564		WASHER - (AN960-10)	2	
	424-051		COTTER PIN	2	
-36	461-938		SPRING	4	
	461-937		SPRING	4	
-37	89991-11		BUSHING	2	
-38	84255-02		SEAT BACK RELEASE ASSEMBLY	2	
-39	520 005		SET SCREW	2	
-40	84738-04		STOP GAS SPRING ATTACH	1	
-41	424 053		COTTER PIN	4	
-42	89989-26		SPACER	2	
-43	689 959		BUSHING	4	
-44	424 204		CLEVIS PIN	2	
-45	587 404		GAS SPRING	2	
-46	415 293		SCREW - Bench seat to seat pan	7	

When ordering, always specify Part Number, Description, and Serial Number of Aircraft

**PIPER AIRCRAFT
PA-46-310P/350P MALIBU
AIRPLANE PARTS CATALOG**

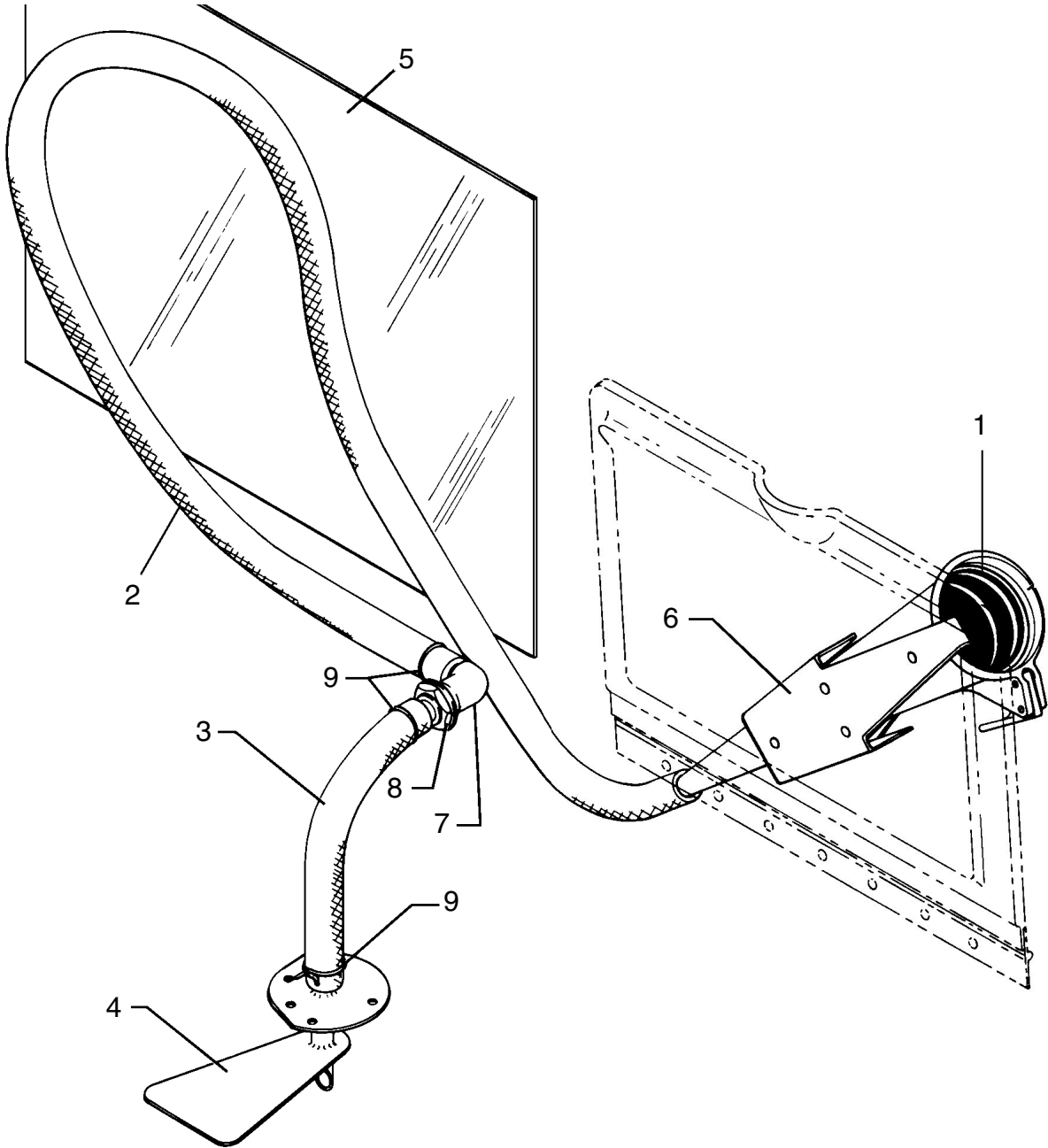


Figure 43B. Relief Tube Installation

Reissued: September 10, 2006

**PIPER AIRCRAFT
PA-46-310P/350P MALIBU
AIRPLANE PARTS CATALOG**

CODE EXPLANATIONS FOR FIGURE 43B

**PIPER AIRCRAFT
PA-46-310P/350P MALIBU
AIRPLANE PARTS CATALOG**

Figure and Index Number	Part Number	Code	Nomenclature	No. Req.	Serial Numbers Affected
43B-	84979		DRAWING - Relief Tube Installation		
-1	565 598		HORN ASSEMBLY - Relief tube	1	
-2	84979-04		HOSE - Relief	1	
-3	84979-03		HOSE - Relief	1	
-4	85046-02		TUBE ASSEMBLY - Relief	1	
-5	84979-05		COVER	1	
-6	85043-02		BRACKET ASSEMBLY - Relief tube	1	
-7	85044-02		FITTING - Relief tube	1	
-8	477 631		NUT - (AN924-6)	1	
	407 570		WASHER - (AN960-916)	1	
-9	454 832		CLAMP	3	

When ordering, always specify Part Number, Description, and Serial Number of Aircraft

Reissued: September 10, 2006

**PIPER AIRCRAFT
PA-46-310P/350P MALIBU
AIRPLANE PARTS CATALOG**

THIS PAGE INTENTIONALLY LEFT BLANK

PIPER AIRCRAFT
PA-46-310P/350P MALIBU
AIRPLANE PARTS CATALOG

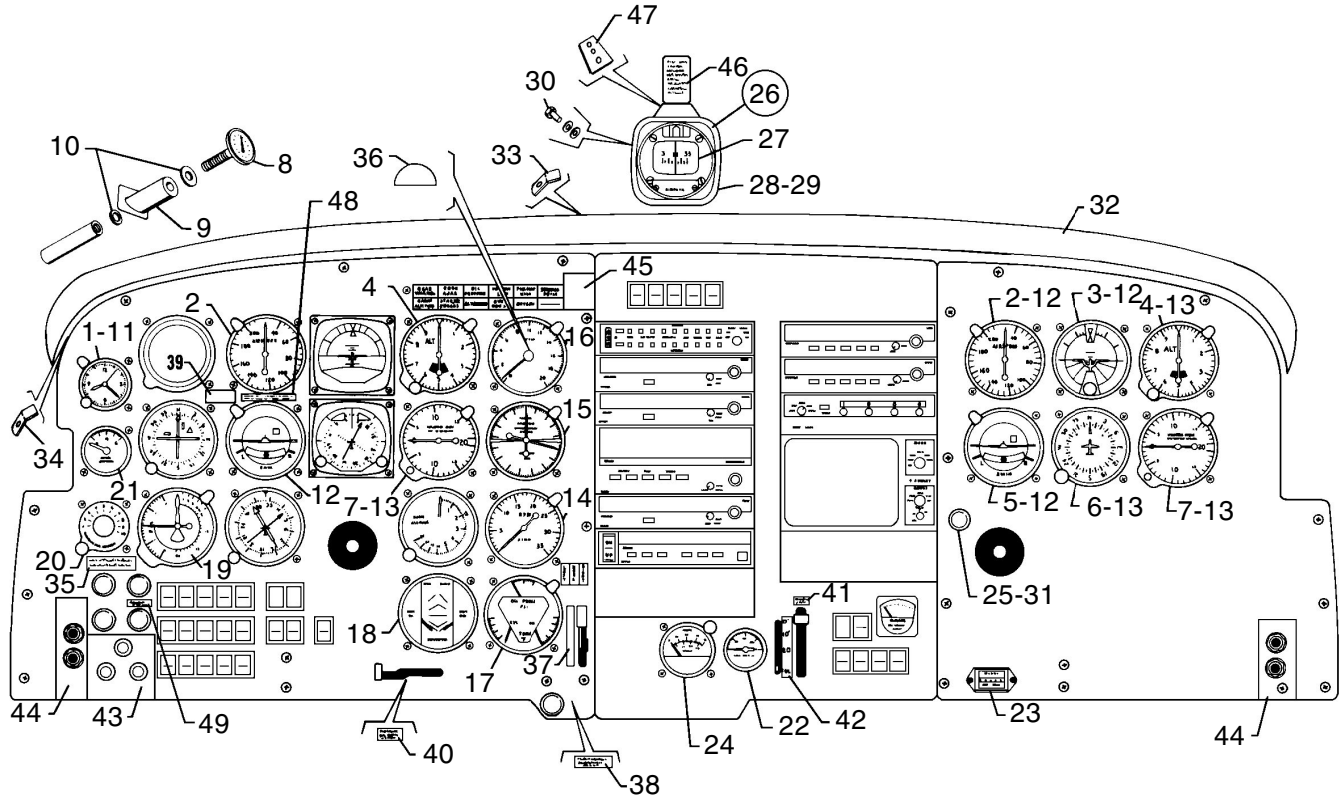


Figure 44. Instrument Panel Installation (PA-46-310P)

Reissued: September 10, 2006

**PIPER AIRCRAFT
PA-46-310P/350P MALIBU
AIRPLANE PARTS CATALOG**

CODE EXPLANATIONS FOR FIGURE 44

- A - Used if dual attitude gyro and directional gyro are installed.
- B - Used on S/N 46-8508062, 46-8508074, 46-8608067 thru 4608001 and up and when kit 765 183 is installed. Use with sensor 598 881 (see figure 88).
- C - Used when Digital TIT Installation Kit 765 354 is installed.

PIPER AIRCRAFT

PA-46-310P/350P MALIBU

AIRPLANE PARTS CATALOG

Figure and Index Number	Part Number	Code	Nomenclature	No. Req.	Serial Numbers Affected
44-	84007		DRAWING - Engine Instruments Installation		
	84400		DRAWING - Flight Instruments Installation		
	84329		DRAWING - Compass Installation		
	83933		DRAWING - Outside Air Temperature Installation		
	84790		DRAWING - Glareshield Installation		
	84295		DRAWING - Astro Tech LC-2/LC-6 Clock Installation		
-1	450 706		INSTRUMENT - Clock	1	
	84295-04		INSTRUMENT - Clock, digital quartz	1	
	84295-05		INSTRUMENT - Clock, digital quartz	1	
-2	548 738		INSTRUMENT - Airspeed	2	
	548 739		INSTRUMENT - Airspeed	2	
-3	99002-09		INSTRUMENT - Attitude gyro	1	
-4	548 331		INSTRUMENT - Altimeter, sensitive (Scale in inches of mercury and millibars to 35,000 feet) (Encoding)	2	
	548 407		INSTRUMENT - Altimeter, sensitive (Scale in inches of mercury and millibars to 35,000 feet) (Encoding)	2	
-5	548 190		INSTRUMENT - Turn coordinator	2	
-6	99003-08		INSTRUMENT - Directional gyro	1	
-7	550 684		INSTRUMENT - Rate of climb	2	
-8	87702-05		INDICATOR - Outside air temperature (548 735)	1	46-8408001 thru 46-8608067, 4608001 thru 4608140, 4622001 thru 4622153
	87702-07		INDICATOR - Outside air temperature (599 420)	1	4622154 and up
-9	83932-02		BRACKET ASSEMBLY - Temperature gauge	1	
-10	407 566		WASHER - (AN960-516)	1	
	407 106		WASHER - (AN935-516)	1	
-11	67431-07		PLATE ASSEMBLY - Cover	1	
-12	67431-00		PLATE ASSEMBLY - Cover	2	
-13	67431-05		PLATE ASSEMBLY - Cover	2	
-14	548 878	B	INDICATOR - Tachometer	1	
-15	548 718		GAUGE ASSEMBLY - Manifold pressure and fuel flow	1	
-16	471 008		INDICATOR - TIT	1	
	548 811	C	INDICATOR - TIT, digital	1	
-17	548 719		INDICATOR - Oil pressure, oil temperature and cylinder head temperature	1	
-18	548 809		INDICATOR - Fuel, dual	1	
-19	548 717		INDICATOR - Cabin altitude, pressure, and rate of climb	1	
-20	557 120		VALVE - Controller, cabin pressurization	1	
-21	99480-00		INDICATOR - Vacuum suction	1	
	96395-02	A	INDICATOR - Vacuum suction	1	
-22	598 542		INDICATOR - Hydraulic pressure	1	46-8408001 thru 46-8508109
-23	51006-00		INDICATOR - Engine hour recorder	1	
-24	548 677		INSTRUMENT - Ammeter	1	
-25	494 411		WELL - Cigar lighter	1	
-26	84826-02		COMPASS ASSEMBLY	1	
-27	548 082		* COMPASS	1	
-28	84733-02		* COVER - Compass face	1	
-29	84733-03		* COVER - Compass body	1	
-30	419 620		* SCREW	1	
	407 639		* WASHER	AR	
-31	559 030		ELEMENT - Cigar lighter	1	
-32	84792-02		GLARESHIELD ASSEMBLY	1	
-33	84795-02		CLIP - Glareshield support	4	
-34	84795-04		CLIP - Glareshield support	2	
-35	84967-22		DECAL - Alternate static source	1	

When ordering, always specify Part Number, Description, and Serial Number of Aircraft

Reissued: September 10, 2006

**PIPER AIRCRAFT
PA-46-310P/350P MALIBU
AIRPLANE PARTS CATALOG**

Figure and Index Number	Part Number	Code	Nomenclature	No. Req.	Serial Numbers Affected
44-36	84967-14		DECAL - Cruise mixture	1	
-37	84967-17		DECAL - Up/down	1	46-8408001 thru 46-8608067 and 4608001 thru 4608007 and 4608008 and up
	84967-72		DECAL - Up/down	1	
-38	84967-15		DECAL - Emergency gear extension	1	
-39	84967-39		DECAL - Airspeed limitations		46-8408001 thru 46-8408056
-40	84967-24		DECAL - Fuel selector	1	
-41	84967-02		DECAL - Flaps	1	
-42	84967-03		DECAL - Flap position indicator (456 691)	RF	46-8408001 thru 4608140
	84967-99		DECAL - Flap position indicator (565 105)	RF	4622001 and up
-43	84967-34		DECAL - Standby map/avionic/panel	1	
-44	84967-35		DECAL - Phone/mike	2	
-45	84967-36		DECAL - Press to test	1	
-46	87369-27		PLACARD - Compass error	1	
-47	84733-04		STIFFENER - Compass mount	1	
-48	84967-53		DECAL - Airspeed limitations	1	46-8408057 and up
-49	84967-55		DECAL - Lt. dimmer pot	1	46-8508027 and up

When ordering, always specify Part Number, Description, and Serial Number of Aircraft

PIPER AIRCRAFT
PA-46-310P/350P MALIBU
AIRPLANE PARTS CATALOG

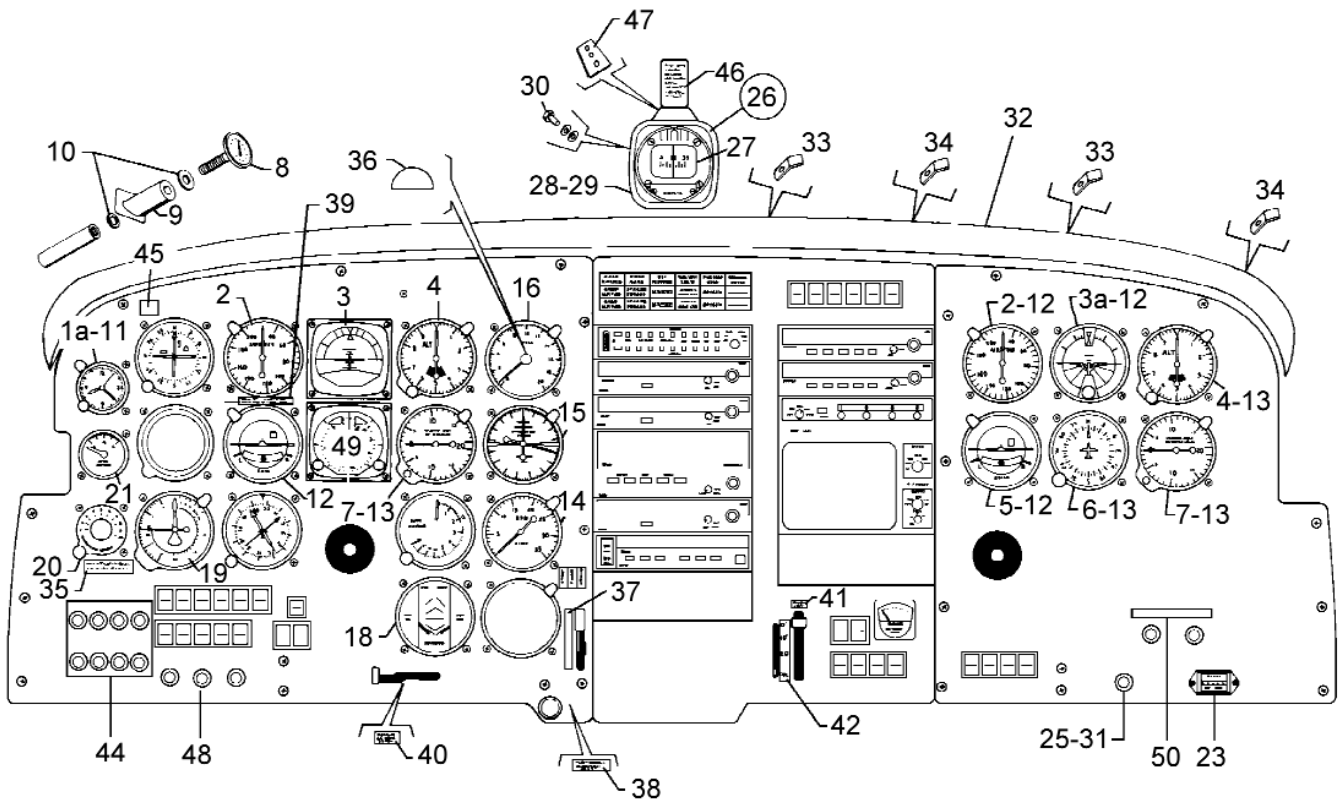


Figure 44A. Instrument Panel Installation (PA-46-350P)

Reissued: September 10, 2006

**PIPER AIRCRAFT
PA-46-310P/350P MALIBU
AIRPLANE PARTS CATALOG**

CODE EXPLANATIONS FOR FIGURE 44A

- A - Used if dual attitude gyro and directional gyro are installed.
- B - See print 89961 for other installations.

PIPER AIRCRAFT

PA-46-310P/350P MALIBU

AIRPLANE PARTS CATALOG

Figure and Index Number	Part Number	Code	Nomenclature	No. Req.	Serial Numbers Affected
44A-	84007		DRAWING - Engine Instruments Installation		
	100527		DRAWING - Engine Instruments Installation		
	89819		DRAWING - Flight Instruments Installation		
	89937		DRAWING - Compass Installation		
	83933		DRAWING - Outside Air Temperature Installation		
	84260		DRAWING - Glareshield Installation		
	89495		DRAWING - Clock Installation		
	84295		DRAWING - Astro Tech LC-2/LC-6 Clock Installation		
	89820		DRAWING - Instrument Panel Installation		
	89857		DRAWING - Combustion Analyzer Electrical installation		
-1	89825-04		PANEL ASSEMBLY - Instrument, left	1	
	89825-02		PANEL ASSEMBLY - Instrument, left, optional, for use with combustion analyzer)	1	
	89826-04		PANEL ASSEMBLY - Instrument, center	1	
	89826-02		PANEL ASSEMBLY - Instrument, center, optional, for use with combustion analyzer)	1	
	89827-02		PANEL ASSEMBLY - Instrument, right	1	
-1a	548 868		INSTRUMENT - Clock	1	
	84295-04		INSTRUMENT - Clock, digital quartz (548 755)	1	
	84295-05		INSTRUMENT - Clock, digital quartz (548 756)	1	
-2	599 176		INSTRUMENT - Airspeed	2	
-3	89961-02	B	INSTRUMENT - Artificial horizon	1	
-3a	99002-09		INSTRUMENT - Attitude gyro (598 556)	1	
-4	598 698		INSTRUMENT - Altimeter, sensitive (Scale in inches of mercury and millibars to 35,000 feet) (Encoding)	2	
-4a	548 331		INSTRUMENT - Altimeter, sensitive (Scale in inches of mercury and millibars to 35,000 feet) (Encoding)	2	
	548 407		INSTRUMENT - Altimeter, sensitive (Scale in inches of mercury and millibars to 35,000 feet) (Encoding)	2	
-5	548 190		INSTRUMENT - Turn coordinator	2	
	548 517		INSTRUMENT - Turn coordinator	2	
	599 450		INSTRUMENT - Turn coordinator	2	
-6	99003-08		INSTRUMENT - Directional gyro	1	
-7	550 684		INSTRUMENT - Rate of climb	2	
-8	548 735		INDICATOR - Outside air temperature	1	
-9	83932-02		BRACKET ASSEMBLY - Temperature gauge	1	
-10	407 566		WASHER - (AN960-516)	1	
	407 106		WASHER - (AN935-516)	1	
-11	67431-07		PLATE ASSEMBLY - Cover	1	
-12	67431-00		PLATE ASSEMBLY - Cover	2	
-13	67431-05		PLATE ASSEMBLY - Cover	2	
-14	548 878		INDICATOR - Tachometer	1	
	598 881		SENSOR ASSEMBLY	1	
-15	599 185		GAUGE ASSEMBLY - Manifold pressure and fuel flow (PS50031-21)	1	
-16	471 008		INDICATOR - TIT	1	
	548 811		INDICATOR - TIT, digita	1	
	477 725		MOUNTING NUT - TIT indicator	3	
-17	548 719		INDICATOR - Oil pressure, oil temperature and cylinder head temperature	1	
-18	548 809		INDICATOR - Fuel, dual	1	
-19	548 717		INDICATOR - Cabin altitude, pressure, and rate of climb	1	
-20	557 120		VALVE - Controller, cabin pressurization	1	
-21	99480-00		INDICATOR - Vacuum suction	1	
	96395-02	A	INDICATOR - Vacuum suction	1	
-22	-----		Deleted		

When ordering, always specify Part Number, Description, and Serial Number of Aircraft

Reissued: September 10, 2006

PIPER AIRCRAFT

PA-46-310P/350P MALIBU

AIRPLANE PARTS CATALOG

Figure and Index Number	Part Number	Code	Nomenclature	No. Req.	Serial Numbers Affected
44A-23	51006-00		INDICATOR - Engine hour recorder	1	
-24	-----		Deleted		
-25	494 411		WELL - Cigar lighter	1	
-26	89937-02		COMPASS ASSEMBLY	1	
	84826-03		COMPASS ASSEMBLY	1	
-27	598 599		* COMPASS	1	
-28	89937-03		PAD - COMPASS	1	
	89937-04		PAD - COMPASS	1	
-29	89561-09		BRACKET ASSEMBLY - Compass	1	
-30	89561-03		CLIP	1	
	415 378		BOLT - (MS51957-45)	1	
	415 374		BOLT - (MS51957-42)	1	
-30a	89561-10		BUSHING	1	
-30b	89526-11		CENTERPOST	1	
-31	559 030		ELEMENT - Cigar lighter	1	
-32	85568-03		GLARESHIELD ASSEMBLY - Center	1	
	85568-16		GLARESHIELD ASSEMBLY - Left	1	
	85568-17		GLARESHIELD ASSEMBLY - Right	1	
-33	84795-02		CLIP - Glareshield support	4	
-34	84795-04		CLIP - Glareshield support	4	
-35	84967-22		DECAL - Alternate static source	1	
-36	84967-14		DECAL - Cruise mixture	1	
-37	84967-72		DECAL - Landing gear up/down	1	4622001 thru 4622075
	84967-111		DECAL - Landing gear up/down	1	4622076 and up
-38	84967-15		DECAL - Emergency gear extension	1	
-39	84967-93		DECAL - Airspeed limitations	1	
-40	84967-24		DECAL - Fuel selector	1	
-41	84967-02		DECAL - Flaps	1	
-42	84967-99		PLACARD - Flap position indicator	1	
-43	84967-34		DECAL - Standby map/avionic/panel	1	
-44	84967-91		DECAL - Tie bus	1	
-45	84967-100		PLACARD - Stall warning and test	1	
-46	87369-27		PLACARD - Compass error	1	
-47	84733-04		STIFFENER - Compass mount	1	
-48	84967-101		DECAL - Dimming	1	
-49	89961-02	B	INSTRUMENT - Horizontal situation indicator	1	
-50	84967-97		PLACARD - Defrost and cabin heat	1	
-51	84967-109		DECAL - Cylinder number (656 119)	1	4622076 and up
-52	84967-110		DECAL - CHT cycle (656 120)	1	4622076 and up

When ordering, always specify Part Number, Description, and Serial Number of Aircraft

**PIPER AIRCRAFT
PA-46-310P/350P MALIBU
AIRPLANE PARTS CATALOG**

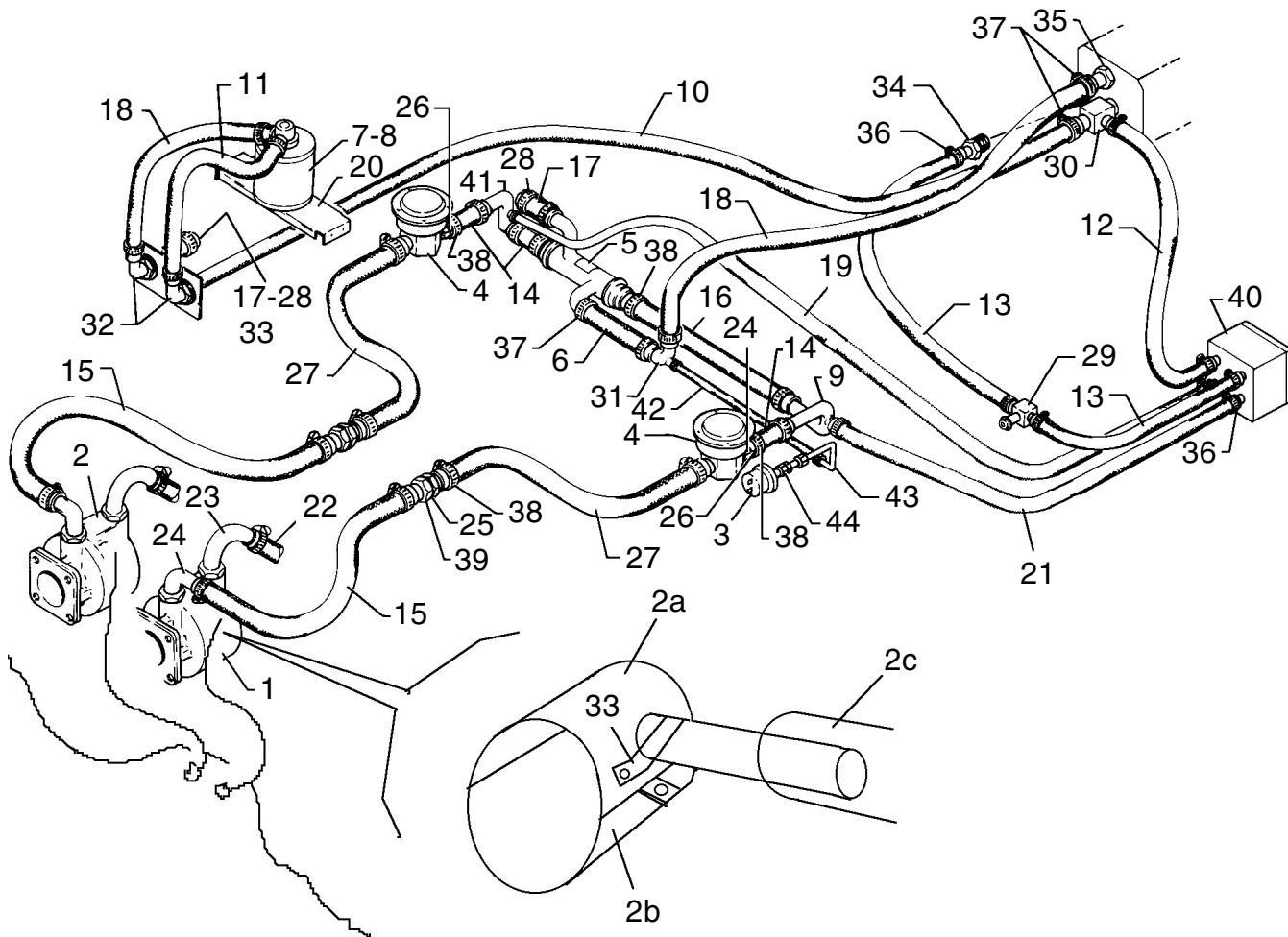


Figure 45. Vacuum System Installation
(Attitude Gyro, Directional Gyro and Stand-by Dry Air Pump)

Reissued: September 10, 2006

**PIPER AIRCRAFT
PA-46-310P/350P MALIBU
AIRPLANE PARTS CATALOG**

CODE EXPLANATIONS FOR FIGURE 45

- A - See Figure 47 if right hand attitude gyro and directional gyro are installed.
- B - Used on PA-46-310P only.
- C - Used on PA-46-350P only.

PIPER AIRCRAFT

PA-46-310P/350P MALIBU

AIRPLANE PARTS CATALOG

Figure and Index Number	Part Number	Code	Nomenclature	No. Req.	Serial Numbers Affected
45-	83940 89680		DRAWING - Vacuum System Installation DRAWING - Vacuum System Installation		
-1	481 778	B	PUMP - Dry air, primary, left	1	
	84546-03	B	PUMP ASSEMBLY - Dry air, clutch, secondary, right	1	
-2	481 778	C	PUMP - Dry air, primary, lower	1	
	481 811	C	PUMP - Dry air, secondary, upper	1	
-2a	89682-02	C	SHROUD ASSEMBLY	1	
-2b	89682-08	C	ROD	1	
	63900-14	C	BUSHING - If required	2	
	404 909	C	NUT - (MS20365-632C)	4	
	407 582	C	WASHER - (AN960-6L)	4	
-2c	89684-03	C	HOSE - Top shroud	1	
	89684-02	C	HOSE - Bottom shroud	1	
	554 839	C	CLAMP	4	
-3	84159-02		SWITCH - Vacuum	1	
-4	584 324		VALVE - Vacuum regulator	2	
-5	474 128		VALVE ASSEMBLY - Manifold check	1	
-6	84013-22		HOSE - (6.80L)	1	
-7	460 888		FILTER ASSEMBLY - Air	1	
-8	757 899		* CARTRIDGE - Air filter	1	
-9	83396-02		ELBOW ASSEMBLY	1	
-10	84013-25		HOSE - Attitude gyro to filter	1	
-11	84013-62		HOSE - (16.00 L.)	1	
-12	84013-26		HOSE - Suction gauge to attitude gyro	1	
-13	84013-27		HOSE - Suction gauge to attitude gyro	2	
-14	84013-47		HOSE - Connector, manifold valve to regulator	3	
-15	84013-53		HOSE - Dry vacuum pump to Sta. 79	2	
-16	84013-61		HOSE - Manifold valve to regulator	1	
-17	84013-64	A	HOSE - Plug	2	
-18	84013-65		HOSE - (14.50 L.)	2	
-19	84013-67		HOSE - (42.50 L.)	1	
-20	83993-02		SUPPORT	1	
-21	84013-37		HOSE - Regulator to suction gauge	1	
-22	84013-80		HOSE - Dry vacuum pump	2	
	84013-112	C	HOSE - Dry vacuum pump	1	
-23	558 815		FITTING - (1K8-8-10)	2	
-24	558 814		FITTING - (1K9-8-10)	2	
-25	460 807		FITTING - (1K22-10-10)	2	
-26	580 872		PACKING AND RETAINER	2	
-27	84013-20		HOSE - (22.50 L.)	2	
-28	83942-22	A	PLUG	2	
-29	588 494		TEE	1	
-30	560 835		TEE	1	
-31	85115-02		ELBOW ASSEMBLY	1	
-32	558 840		ELBOW	2	
	407 570		WASHER - (AN960-916)	2	
	477 620		NUT - (AN924-6D)	2	
-33	89689-05	C	DOUBLER - Tube assembly, top shroud only	1	
	415 532	C	SCREW - (MS35206-242)	2	
	84013-80	C	HOSE - Dry,vacuum pump,upper	1	
-34	451 881		FITTING	1	
-35	451 939		FITTING	1	
-36	554 861		CLAMP	10	
-37	554 888		CLAMP	14	
-37a	599 593	C	TRANSDUCER	1	
-37b	84015-75	C	TUBE ASSEMBLY (mounts to transducer)	2	

When ordering, always specify Part Number, Description, and Serial Number of Aircraft

Reissued: September 10, 2006

**PIPER AIRCRAFT
PA-46-310P/350P MALIBU
AIRPLANE PARTS CATALOG**

Figure and Index Number	Part Number	Code	Nomenclature	No. Req.	Serial Numbers Affected
45-38	554 659		CLAMP	15	
-39	407 595		WASHER - (AN960-1416L)	2	
-40	96395-00		INSTRUMENT - Suction gauge and source	1	
-41	83996-05		ELBOW ASSEMBLY	1	
-42	84013-91		HOSE	1	46-8608005 thru 46-8608067 and 4608001 and up
-43	83744-123		TUBE ASSEMBLY - Standby vacuum system	1	46-8608005 thru 46-8608067 and 4608001 and up
-44	579 161		PACKING/RETAINER	1	
	477 629		NUT - (AN924-4)	1	

When ordering, always specify Part Number, Description, and Serial Number of Aircraft

**PIPER AIRCRAFT
PA-46-310P/350P MALIBU
AIRPLANE PARTS CATALOG**

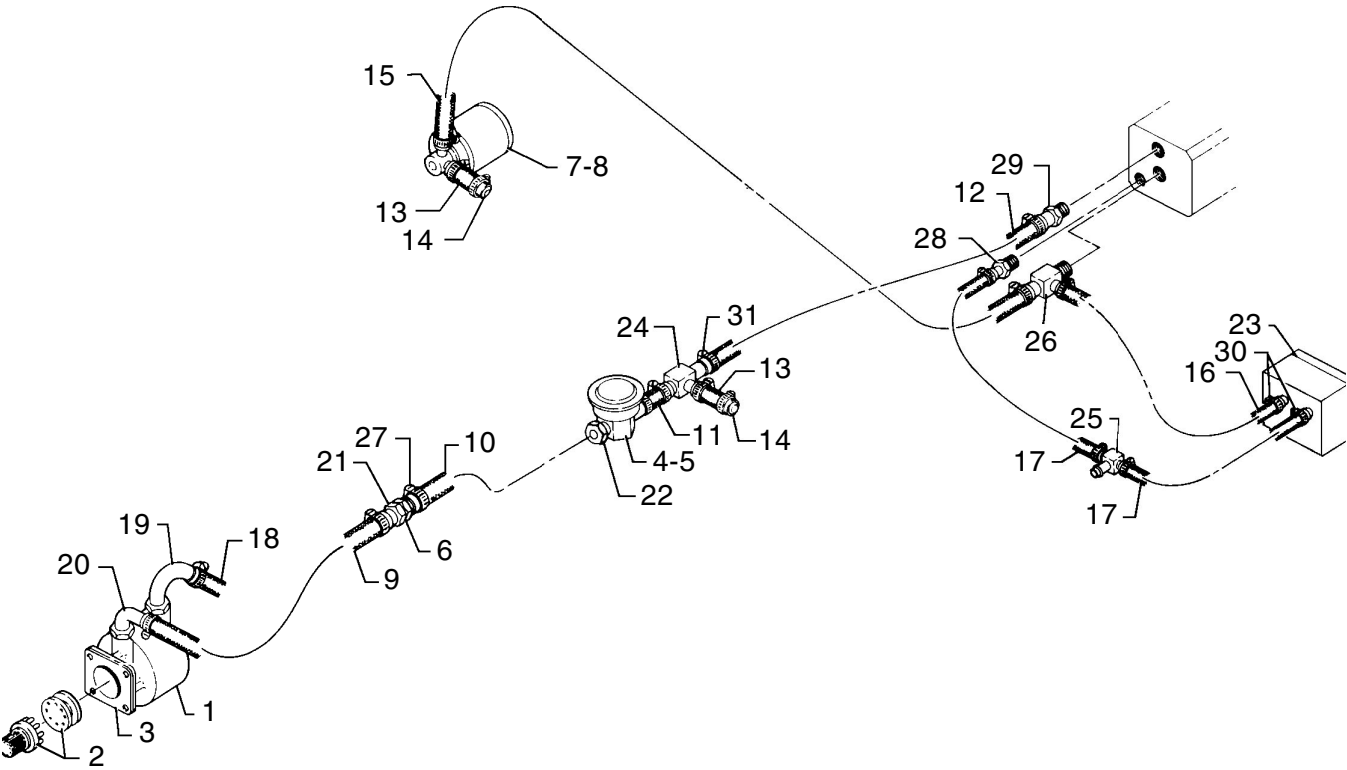


Figure 46. Vacuum System Installation
(Single Attitude Gyro and Directional Gyro)

Reissued: September 10, 2006

**PIPER AIRCRAFT
PA-46-310P/350P MALIBU
AIRPLANE PARTS CATALOG**

CODE EXPLANATIONS FOR FIGURE 46

**PIPER AIRCRAFT
PA-46-310P/350P MALIBU
AIRPLANE PARTS CATALOG**

Figure and Index Number	Part Number	Code	Nomenclature	No. Req.	Serial Numbers Affected
46-	83940		DRAWING - Vacuum System Installation		
-1	79399-02		PUMP - Dry vacuum	1	
-2	753 910		* COUPLING ASSEMBLY KIT - Vacuum pump drive	1	
-3	751 859		* * GASKET - Vacuum pump mounting	1	
-4	584 286		VALVE - Vacuum regulator	1	
-5	751 815		* FILTER - Air	1	
-6	407 595		WASHER - (AN960-1416L)	1	
-7	460 888		FILTER ASSEMBLY - Air	1	
-8	757 899		* CARTRIDGE - Air filter	1	
-9	84013-19		HOSE - Dry vacuum pump to Sta. 79 (15.30 L.)	1	
-10	84013-20		HOSE - (22.50 L.)	1	
-11	84013-21		HOSE - (3.25 L.)	1	
-12	84013-22		HOSE - (7.50 L.)	1	
-13	84013-64		HOSE - (1.75 L.)	2	
-14	83942-22		PLUG	2	
-15	84013-25		HOSE - (47.90 L.)	1	
-16	84013-26		HOSE - (15.80 L.)	1	
-17	84013-27		HOSE - (9.75 L.)	2	
-18	84013-80		HOSE - Dry vacuum pump (17.50 L.)	1	
-19	560 775		FITTING	1	
-20	560 774		FITTING	1	
-21	460 807		FITTING	1	
-22	580 872		PACKING AND RETAINER	1	
-23	99480-00		GAUGE - Suction	1	
-24	588 790		TEE	1	
-25	588 494		TEE	1	
-26	560 835		TEE	1	
-27	554 659		CLAMP	7	
-28	451 881		FITTING	1	
-29	451 939		FITTING	1	
-30	554 861		CLAMP	6	
-31	554 888		CLAMP	8	

When ordering, always specify Part Number, Description, and Serial Number of Aircraft

Reissued: September 10, 2006

**PIPER AIRCRAFT
PA-46-310P/350P MALIBU
AIRPLANE PARTS CATALOG**

THIS PAGE INTENTIONALLY LEFT BLANK

**PIPER AIRCRAFT
PA-46-310P/350P MALIBU
AIRPLANE PARTS CATALOG**

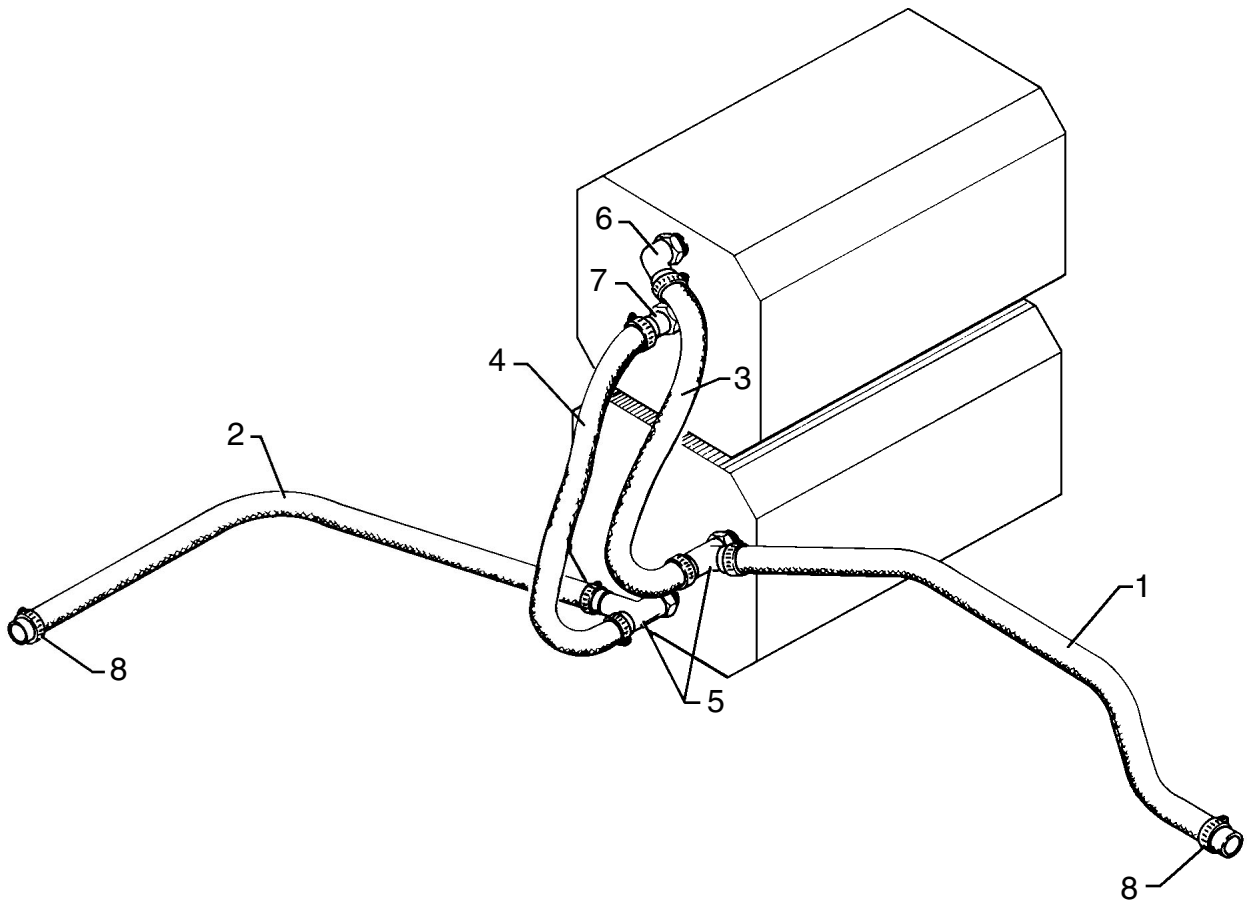


Figure 47. Vacuum System Installation
(Co-Pilot Attitude Gyro and Directional Gyro)

Reissued: September 10, 2006

**PIPER AIRCRAFT
PA-46-310P/350P MALIBU
AIRPLANE PARTS CATALOG**

CODE EXPLANATIONS FOR FIGURE 47

**PIPER AIRCRAFT
PA-46-310P/350P MALIBU
AIRPLANE PARTS CATALOG**

Figure and Index Number	Part Number	Code	Nomenclature	No. Req.	Serial Numbers Affected
47-	83940		DRAWING - Vacuum System Installation		
-1	84013-34		HOSE - (18.00 L.)	1	
-2	84013-36		HOSE - (15.00 L.)	1	
-3	84013-33		HOSE - (11.00 L.)	1	
-4	84013-31		HOSE - (7.00 L.)	1	
-5	460 585		TEE	2	
-6	558 913		FITTING	1	
-7	451 939		FITTING	1	
-8	554 888		CLAMP	8	

When ordering, always specify Part Number, Description, and Serial Number of Aircraft

Reissued: September 10, 2006

**PIPER AIRCRAFT
PA-46-310P/350P MALIBU
AIRPLANE PARTS CATALOG**

THIS PAGE INTENTIONALLY LEFT BLANK

**PIPER AIRCRAFT
PA-46-310P/350P MALIBU
AIRPLANE PARTS CATALOG**

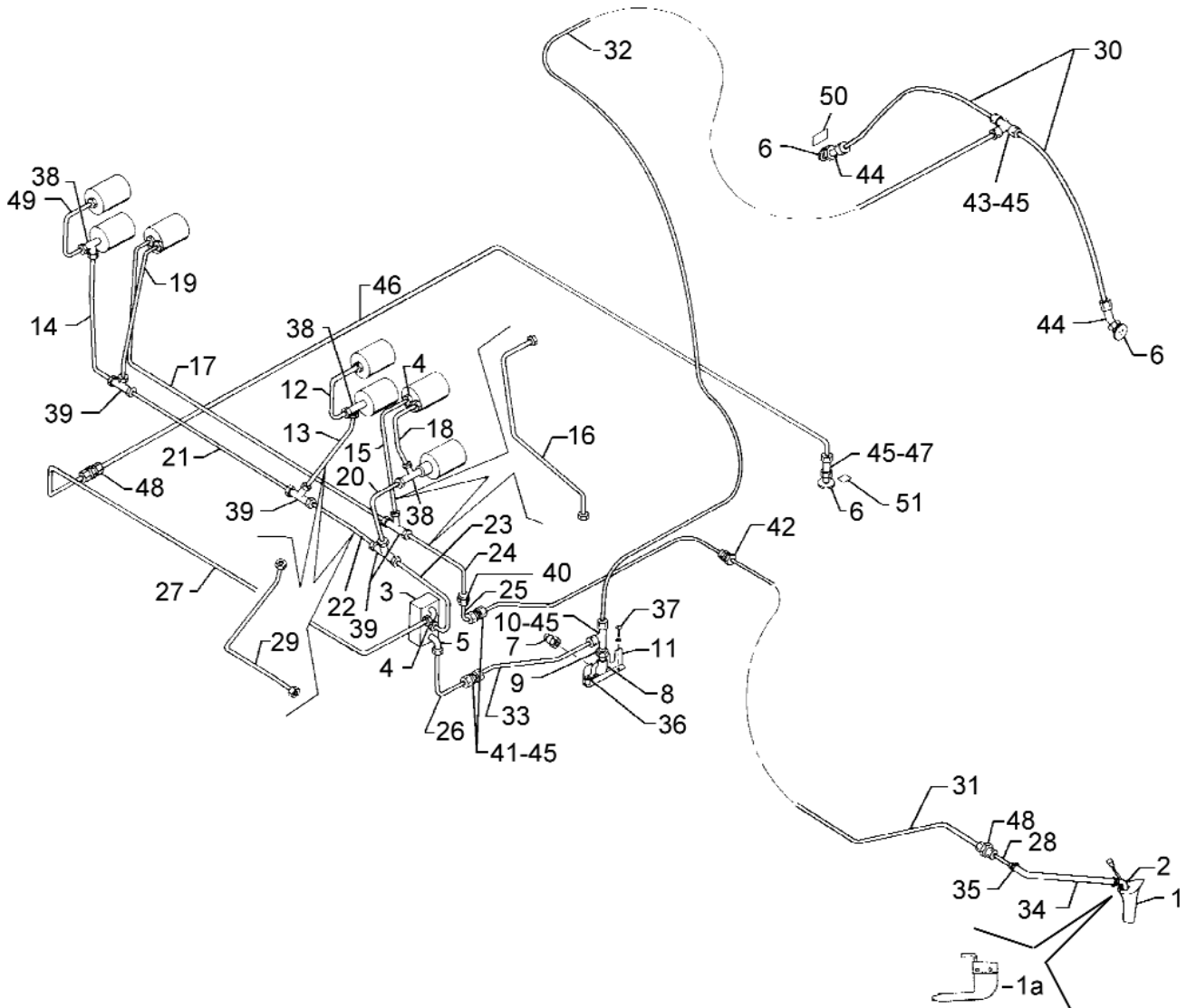


Figure 48. Pitot Static System Installation

Reissued: September 10, 2006

**PIPER AIRCRAFT
PA-46-310P/350P MALIBU
AIRPLANE PARTS CATALOG**

CODE EXPLANATIONS FOR FIGURE 48

- A - Used if single instrument system is installed.
- B - Used if provisions for flight into known icing are installed.
- C - Used if provisions for flight into known icing are not installed.
- D - For static drain cover assembly see Figure 40, Cabin Carpet Installation.

PIPER AIRCRAFT

PA-46-310P/350P MALIBU

AIRPLANE PARTS CATALOG


Figure and Index Number	Part Number	Code	Nomenclature	No. Req.	Serial Numbers Affected
48-	82233		DRAWING - Pitot Static System Installation		
-1	83905-03	C	HEAD ASSEMBLY - Pitot (heated)	1	
-1a	83905-04	B	HEAD ASSEMBLY - Pitot (heated)	1	
-2	458 948	C	ELBOW	1	
-3	980087-01		VALVE ASSEMBLY - Static system selector	1	
-4	476 647		NIPPLE - (AN816-3D)	7	
-5	458 894		ELBOW - (AN822-4D)	2	
-6	78039-00		FITTING ASSEMBLY - Static line vent	3	
-7	492 241	D	VALVE - Drain	1	
-8	35696-02		ELBOW - Pitot static	1	
-9	455 173		COUPLING	2	
-10	588 804		TEE	1	
-11	83892-02		ANGLE - Pitot static drain support	1	
-12	83744-90		TUBE ASSEMBLY - Static air	1	
-13	83744-67		TUBE ASSEMBLY - Static air	1	
-14	83744-69		TUBE ASSEMBLY - Static air	1	
-15	83744-65		TUBE ASSEMBLY - Pitot air	1	
-16	83744-51	A	TUBE ASSEMBLY - Pitot air	1	
-17	83744-66		TUBE ASSEMBLY - Pitot air	1	
-18	83744-53		TUBE ASSEMBLY - Static air	1	
-19	83744-70		TUBE ASSEMBLY - Static air	1	
-20	83744-52		TUBE ASSEMBLY - Static air	1	
-21	83744-68		TUBE ASSEMBLY - Static air	1	
-22	83744-55		TUBE ASSEMBLY - Static air	1	
-23	83744-50		TUBE ASSEMBLY - Static air	1	
-24	83744-64		TUBE ASSEMBLY - Pitot air	1	
-25	83744-49		TUBE ASSEMBLY - Pitot air	1	
-26	83744-48		TUBE ASSEMBLY - Static air	1	
-27	83744-91		TUBE ASSEMBLY - Static air, alternate	1	
-28	83744-63		TUBE ASSEMBLY - Pitot air	1	
-29	83744-54	A	TUBE ASSEMBLY - Static air	1	
-30	82233-16		TUBE - Static air, left	1	
	82233-17		TUBE - Static air, right	1	
-31	82233-13		TUBE - Pitot air, flexible	1	
-32	82233-10		TUBE - Static air, flexible	1	
-33	82233-12		TUBE - Static air, flexible	1	
-34	84013-42		HOSE - Pitot air	1	
-35	554 888		CLAMP	2	
-36	415 537		SCREW - (MS35206-247)	1	
	454 934		CLAMP	1	
	82695-25		BUSHING	1	
-37	415 535		SCREW - (MS35206-245)	1	
	407 563		WASHER - (AN960-8)	1	
-38	488 310		TEE	3	
-39	488 315		TEE	4	
-40	484 351		REDUCER	1	
-41	557 114		UNION - Bulkhead	2	
-42	557 131		CONNECTOR - Liquid tight	1	
-43	491 147		TEE	1	
-44	559 018		ELBOW	2	
-45	467 479		INSERT	8	
-46	82233-14		TUBE - Alternate static air, flexible	1	
-47	557 113		CONNECTOR - Union	1	
-48	556 392		UNION	2	
-49	83744-56		TUBE ASSEMBLY - Static air	1	
-50	84967-11		PLACARD - Static vents	2	
-51	87336-02		PLACARD - Static vents	2	

When ordering, always specify Part Number, Description, and Serial Number of Aircraft

Reissued: September 10, 2006

**PIPER AIRCRAFT
PA-46-310P/350P MALIBU
AIRPLANE PARTS CATALOG**

**PAGES 1K24 THRU 1L24
INTENTIONALLY LEFT BLANK**



AIRPLANE PARTS CATALOG

MALIBU

PA-46-310P

**(S/N 46-8408001 thru 46-8608067 and 4608001 thru
4608140)**

MALIBU MIRAGE

PA-46-350P

(S/N 4622001 thru 4622200)

CARD 2 OF 3

PIPER AIRCRAFT CORPORATION

Published by
Technical Publications Group

Piper Aircraft Corporation
2926 Piper Drive
Vero Beach, Florida 32960
U.S.A.



Member of GAMA
General Aviation
Manufacturers Association

PIPER AIRCRAFT PA-46-310P/350P MALIBU AIRPLANE PARTS CATALOG

AEROFICHE EXPLANATION AND REVISION STATUS

The Parts Catalog information in this set of Aerofiche cards is arranged in accordance with general specifications of Aerofiche adopted by the General Aviation Manufacturer's Association.

Conversion of Aerofiche alpha/numeric code numbers:

First number is the Aerofiche card identifier.

Letter is the horizontal line reference per card.

Second number is the vertical line reference per card.

Example: 2J16 = Aerofiche card number two of given set, Grid location J16.

REVISIONS

The information compiled in this Aerofiche Parts Catalog is kept current by revisions distributed periodically. Each revision is a complete Aerofiche card replacement and supersedes Aerofiche cards of the same number in the set.

Revisions to this PA-46-310P/350P Parts Catalog issued July 11, 1983 are as follows:

<u>Effectivity</u>	<u>Publication Date</u>	<u>Aerofiche Card Effectivity</u>
ORG 830711	July 11, 1983	1 and 2
CR 880708	March 17, 1989	1 and 2
PR 891215	December 15, 1989	1 and 2
PR 930314	March 14, 1993	1 and 2
CR 980626	June 26, 1998	1, 2, and 3
PR 060910	September 10, 2006	1, 2, and 3

**PIPER AIRCRAFT
PA-46-310P/350P MALIBU
AIRPLANE PARTS CATALOG**

INTRODUCTION

This illustrated Parts Catalog provides simple, positive identification of replacement parts for the Piper Model PA-46-310P/350P Malibu, manufactured by the Piper Aircraft Corporation of Vero Beach, Florida.

NOTE: DO NOT USE THIS CATALOG FOR RIGGING AND INSTALLATION PURPOSES.

1. The catalog is divided into fourteen major sections as follows:
 - a. Section I to XIII inclusive contains all replacement parts for the complete airplane. Each section is subdivided and each division includes an illustration and a parts listing.
 - b. Section XIV is the Miscellaneous Group. This group includes an illustration and parts list for the Placards and Exterior Stencils, a listing of the Optional Equipment Kits, Repair kits and Special Tools, and a listing of Miscellaneous Hardware and Consumables.

2. The following is a brief explanation of the columns in the parts lists: (Refer to EXAMPLE below).
 - a. The FIGURE AND INDEX NUMBER column indicates the illustration figure number and its part index number. EXAMPLE: (2-1), the 2 is the figure number and the 1 is the index number. The figure number appears only at the top of each parts list page.
 - b. The PART NUMBER column contains the identifying number of the replacement part and this number must be shown on all parts orders.
 - c. The CODE column is for the purpose of indicating special uses of the part. An explanation of the letter code used is shown on the grid (page) preceding each parts listing and pertains to that listing only.
 - d. The NOMENCLATURE column indicates the part name. This name must be shown on all parts orders.
 - e. The NO. REQ. (Number Required) column represents the total quantity of parts used per figure when the part is not indented and the quantity of parts used per assembly when the part is indented. The symbol AR listed in this column means As Required.
 - f. The SERIAL NUMBERS AFFECTED column indicates the part application by airplane serial number.

EXAMPLE

Figure and Index Number	Part Number	Code	NOMENCLATURE	No. Req.	SERIAL NUMBERS AFFECTED
2-1	XXXXX-XX		DOOR ASSEMBLY - Baggage compartment	X	
-2	XXXXX-XX		* TUBE ASSEMBLY - Baggage door latch	X	
-3	XXXXX-XX		* * CLEVIS - Door latch tube assembly	X	
-4	XXXXX-XX		* * CLIP - Door latch tube assembly	X	

In the nomenclature column, the next higher assembly relationship of items covered is shown by the degree of indentation of each item and is indicated by an asterisk (*). One asterisk signifies one indentation, two signifies two indentions, etc. The example listing above is interpreted as follows:

If the DOOR ASSEMBLY (not indented) is ordered, it will include the three items indented under the DOOR ASSEMBLY.

If the TUBE ASSEMBLY (indented one space) is ordered, it will include the two items indented under the TUBE ASSEMBLY.

If you want only a CLEVIS or CLIP, you order only that item.

PIPER AIRCRAFT

PA-46-310P/350P MALIBU

AIRPLANE PARTS CATALOG

3. Piper Aircraft will supply all attaching parts to its customers in any quantity. When purchasing the attaching parts such as nuts, bolts, washers, cotter pins, etc. from Piper Aircraft the customer or service center need only order the part(s) needed.
4. All items of Optional Equipment are contained in the parts list in their proper sequence and sections. These items were not marked optional, since they are fully identified by their descriptions.

HOW TO IDENTIFY A PART IF YOU KNOW WHAT IT LOOKS LIKE AND KNOW WHERE IT IS LOCATED

1. Refer to [Figure 1](#) to determine the section number in which the part is used.
2. Refer to the Table of Contents and locate the section. Note the figure numbers that illustrate the various subgroups of this main section. Select the figure title you think might contain the part you wish to identify and proceed to the grid (page) specified. If you don't find the part on this illustration, try another figure in this group.
3. Refer to Figure and Index Number in the parts listing for description of the part.

HOW TO ORDER PARTS

When ordering parts for your Piper airplanes, please observe the following instructions:

1. Place your order with your local distributor or service center.
2. Specify the model and serial number of your airplane.
3. Specify Part Number, Name, Type and Quantity Required.
4. Specify the method of shipment — freight, express, parcel post, air express, air freight or air parcel post. Where the nature of the shipment requires it or when no instructions are given, we reserve the right to ship the most suitable way.
5. Request price and delivery information prior to order placement.

GENERAL INFORMATION

1. Shortages
All orders are checked before leaving our Shipping Department. A packing slip is enclosed with the shipment. Claims for errors or shortages must be made within three days after receipt of orders.
2. Returned Goods
No material should be returned without first securing written permission. Material sent in without notice will be held at the owner's risk for thirty days and will then be disposed of as we see fit.

Transportation charges must be prepaid on returned goods or the shipment will be refused.

3. Transportation Liabilities
The Piper Aircraft Corporation cannot be held liable for damages to parts in transit from the factory. If a shipment is received in a damaged condition, have the delivery man or transportation company make a notation of the damage and file your claim with the carrier. In case of concealed damage, do not attempt to remove the part from the shipping container, or try to repair the damage, call the carrier and have their claim agent inspect the damage before filing your claim with the carrier.

PIPER AIRCRAFT PA-46-310P/350P MALIBU AIRPLANE PARTS CATALOG

MODEL SERIAL NUMBER INFORMATION

The Serial Numbers of the PA-46-310P Malibu aircraft covered by this Parts Catalog are as follows:

46-8408001 thru 46-8408087
46-8508001 thru 46-8508109
46-8608001 thru 46-8608067
4608001 thru 4608140

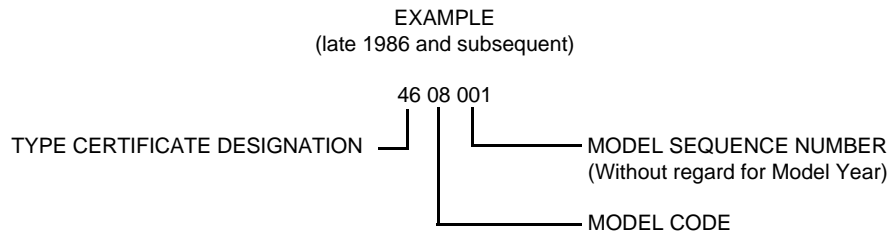
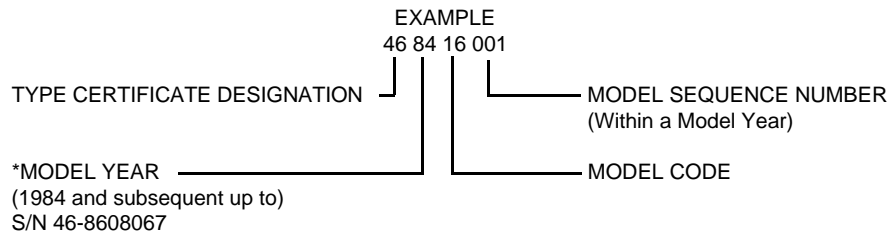
The Serial Numbers of the PA-46-350P Malibu Mirage aircraft covered by this Parts Catalog are as follows:

4622001 and up.

SERIAL NUMBER EXPLANATION

The Serial Number on the Manufacturer's Identification Plate is based on either a 3- or 4-set numbering system. In the 4-set system, the first set defines the Type Certificate Designation, the second set is the Model Year, the third set is the Model Code, while the fourth set is the Model Sequence Number (within a model year).

The 3-set system omits the model year* and begins a new sequence with 4608001. This new sequence continues without renumbering for a new year.



PIPER AIRCRAFT

PA-46-310P/350P MALIBU

AIRPLANE PARTS CATALOG

STANDARD PAINT CHART

EXTERIOR	MFG. NO.	PIPER PART NUMBER	
		QUART	GALLON
POLYURETHANE ENAMEL (Dupont Imron)			
Baja Yellow	H7850U	4175 461	1175 461
Juneau White	H7848U	4175 462	1175 462
Ocala Orange	H7857UM	4175 463	1175 463
Madrid Red	H7851UM	4175 464	1175 464
Bahama Blue	H7853U	4175 465	1175 465
Avocado	H7852U	4175 466	1175 466
Las Vegas Gold	5242U	4176 121	1176 121
Dakota Black	99U	4175 467	1175 467
Denver Brown	H7859U	4176 122	1176 122
Matador Red	H7858U	4175 468	1175 468
Royal Blue	H7856U	4175 469	1175 469
Hickory Brown	H7855U	4175 470	1175 470
Silver	4531U	4176 123	1176 123
Lime Green	H7854U	4175 460	1175 460
Sage Green	K7887U	4176 132	1175 460
Firethorn	K7888UW	4176 133	1176 133
Buckskin	K7890U	4176 135	1176 135
Dark Blue	K7891U	4176 136	1176 136
Platinum Gray	N7819U	4176 126	1176 126
Sandalwood Tan	N7818U	4176 127	1176 127
Dark Claret	K7886U	4176 131	1176 131
Burnished Gold	N8068U	4763 528	1763 528
Light Blue	K8149U	4763 529	1763 529
Dark Saddle	N8070U	4763 530	1763 530
Dark Green	N8071U	4763 531	1763 531
Saffron	K7889UH	4763 532	1763 532
Light Sandalwood	W8275	4763 533	1763 533
Light Platinum	W8274	4763 534	1763 534
Catalyst (Activator)	912S	4179 950	1179 950
Reducer	Y8485S	4179 145	1179 145
Retarder	8100S	4179 599	1179 599
Accelerator	189S	4179 951	
POLYURETHANE PRIMER (Dupont Imron)			
Wash Primer	B9287	4170 766	1179 766
Wash Primer Thinner	K1733	4179 452	1179 452
Acid Thinner	B9289	4179 403	1179 403

**PIPER AIRCRAFT
PA-46-310P/350P MALIBU
AIRPLANE PARTS CATALOG**

THIS PAGE INTENTIONALLY LEFT BLANK

**PIPER AIRCRAFT
PA-46-310P/350P MALIBU
AIRPLANE PARTS CATALOG**

TABLE OF CONTENTS

FIGURE NUMBER	FIGURE TITLE	GRID NUMBER
1	View of Complete Airplane.....	1A13
SECTION I WING GROUP		
2	Inboard Wing Installation.....	1A15
3	Wing to Fuselage Fairing Installation.....	1A21
4	Outboard Wing Installation.....	1B1
5	Aileron Installation.....	1B7
6	Flap Installation.....	1B11
SECTION II FUSELAGE GROUP		
7	Fuselage Assembly - Complete.....	1B15
8	Forward Baggage Compartment Assembly (PA-46-310P).....	1B19
8A	Forward Baggage Compartment Assembly (PA-46-350P).....	1C1
9	Forward Cockpit Assembly.....	1C7
10	Center Cockpit Assembly.....	1C13
11	Aft Cockpit Assembly.....	1C17
12	Rear Fuselage Assembly.....	1C21
13	Floorboard Installation.....	1D1
14	Cabin Entrance Door Installation.....	1D5
15	Upper Cabin Entrance Door Assembly.....	1D9
16	Lower Cabin Entrance Door Assembly.....	1D13
17	Emergency Door Installation.....	1D19
18	Forward Baggage Door Assembly.....	1D23
19	Fuselage Enclosure Installation.....	1E3
SECTION III TAIL SURFACES GROUP		
20	Tail Surfaces Installation.....	1E7
21	Fin Assembly.....	1E11
22	Rudder Assembly.....	1E15
23	Stabilizer Assembly.....	1E19
24	Elevator Assembly.....	1E23
SECTION IV LANDING GEAR GROUP		
25	Nose Gear Installation.....	1F3
25A	Nose Gear Locking Actuator (Gar-Kenyon).....	1F9
25B	Nose Gear Locking Actuator (Parker Hannifin).....	1F13
26	Nose Gear Assembly.....	1F17
27	Nose Wheel Assembly (Cleveland).....	1F21
28	Nose Wheel Assembly (McCauley).....	1G1
29	Main Gear Installation.....	1G5
29A	Main Gear Locking Actuator (Gar-Kenyon).....	1G9
29B	Main Gear Locking Actuator (Parker Hannifin).....	1G13
30	Main Gear Assembly.....	1G17
31	Main Wheel Assembly.....	1G21

**PIPER AIRCRAFT
PA-46-310P/350P MALIBU
AIRPLANE PARTS CATALOG**

TABLE OF CONTENTS

FIGURE NUMBER	FIGURE TITLE	GRID NUMBER
SECTION IV LANDING GEAR GROUP (Cont.)		
32	Brake Assembly	1H1
33	Nose and Main Gear Door Actuation Installation	1H5
33A	Nose Gear Door Actuator (Parker Hannifin)	1H9
34	Brake System Installation	1H13
35	Toe Brake Installation	1H17
SECTION V CABIN EQUIPMENT GROUP		
36	Cockpit Finishing Installation	1H23
37	Side Panel Installation	1I5
37A	Side Panel Installation (PA-46-350P)	1I9
38	Window Frame and Curtain Installation	1I13
39	Sun Visor Installation	1I17
40	Cabin Carpet Installation	1I21
41	Seats' Installation	1J1
42	Front Seat Assembly	1J7
43	Center Seat Assembly	1J13
43A	Aft Bench Seat Assembly	1J17
43B	Relief Tube Installation	1J21
SECTION VI INSTRUMENTS GROUP		
44	Instrument Panel Installation (PA-46-310P)	1K1
44A	Instrument Panel Installation (PA-46-350P)	1K5
45	Vacuum System Installation (Attitude Gyro, Directional Gyro and Stand-by Dry Air Pump)	1K9
46	Vacuum System Installation (Single Attitude Gyro and Directional Gyro)	1K13
47	Vacuum System Installation (Co-Pilot Attitude Gyro and Directional Gyro)	1K17
48	Pitot Static System Installation	1K21
SECTION VII POWER PLANT GROUP		
49	Power Plant Installation (PA-46-310P)	2A15
49A	Power Plant Installation (PA-46-350P)	2A19/2A21
50	Engine Instrument Lines Installation	2B3
51	Engine Baffle Installation (PA-46-310P)	2B7
51A	Engine Baffle Installation (PA-46-350P)	2B11
52	Engine Cowl Installation	2B15
53	Two-Blade Propeller Assembly (Hartzell) (PA-46-310P)	2B19
53A	Two-Blade Propeller Assembly (Hartzell) (PA-46-350P)	2B23
54	Engine Controls Installation (PA-46-310P)	2C3
54A	Engine Controls Installation (PA-46-350P)	2C7/2C9

**PIPER AIRCRAFT
PA-46-310P/350P MALIBU
AIRPLANE PARTS CATALOG**

TABLE OF CONTENTS

FIGURE NUMBER	FIGURE TITLE	GRID NUMBER
SECTION VIII FUEL SYSTEM GROUP		
55	Fuel System Installation (PA-46-310P).....	2C15
55A	Fuel System Installation (PA-46-350P).....	2C19
56	Fuel System Components.....	2C23
SECTION IX CONTROL SYSTEM GROUP		
57	Control Console Installation.....	2D3
58	Quadrant Assembly	2D7
59	Aileron Control Installation.....	2D11
60	Rudder Control Installation.....	2D15
61	Aileron and Rudder Interconnect Installation.....	2D19
62	Elevator Control Installation.....	2D23
63	Elevator Trim Installation.....	2E3
63A	Flap Drive - Electrical Installation.....	2E7
63B	Flap Drive - Electrical Installation (PA-46-310P).....	2E13
63C	Flap Drive - Electrical Installation (PA-46-350P).....	2E17
64	Control Wheel Installation.....	2E21
SECTION X HYDRAULIC SYSTEM GROUP		
65	Forward Hydraulic System Installation (F.S. 79 to F.S. 99.96) (Gar-Kenyon).....	2F1
65A	Landing Gear Selector Valve Assembly (Gar-Kenyon).....	2F5
65B	Timed Check Valve Assembly (Gar-Kenyon).....	2F9
65C	Forward Hydraulic System Installation (Parker-Hannifin).....	2F13
65D	Sequence Valve (Parker-Hannifin).....	2F17
66	Center Hydraulic System Installation (F.S. 99.96 to F.S. 158) (Gar-Kenyon).....	2F21
66A	Center Hydraulic System Installation (Parker-Hannifin).....	2G1
66B	Emergency Release Valve (Parker-Hannifin).....	2G5
67	Aft Hydraulic System Installation (F.S. 158 to F.S. 273) (Gar-Kenyon).....	2G9
67A	Hydraulic Pump Assembly (Gar-Kenyon).....	2G13
67B	Aft Hydraulic System Installation (Parker-Hannifin).....	2G17
67C	Hydraulic Pump Assembly (Parker-Hannifin).....	2G21
68	Flap Drive Installation - Hydraulic.....	2H1
SECTION XI ENVIRONMENTAL GROUP		
69	Cabin Air Systems Installation (PA-46-310P).....	2H5
69A	Cabin Air Systems Installation (PA-46-350P).....	2H9
70	Cabin Pressurization Control System Installation.....	2H13
71	Bleed Air and Conditioning System Installation (PA-46-310P).....	2H17
71A	Bleed Air and Conditioning System Installation (PA-46-350P).....	2H21
72	Bleed and Ram Air Selector Valve Assembly.....	2I3
73	Cabin Temperature Control Valve Assembly (PA-46-310P).....	2I7
73A	Air Modulation Valve Assembly (PA-46-350P).....	2I11
74	Air Conditioning Compressor and Freon Lines Installation.....	2I15
75	Air Conditioning Evaporator and Condensor Installation.....	2I19
76	Pneumatic Deicing System Installation (PA-46-310P).....	2I23/2J1/2J3
76A	Pneumatic Deicing System Installation (PA-46-350P).....	2J9
76B	Oxygen System Installation.....	2J13

**PIPER AIRCRAFT
PA-46-310P/350P MALIBU
AIRPLANE PARTS CATALOG**

TABLE OF CONTENTS

FIGURE NUMBER	FIGURE TITLE	GRID NUMBER
SECTION XII ELECTRICAL SYSTEM GROUP		
77	Forward Electrical System Installation (PA-46-310P).....	3A15
77A	Forward Electrical System Installation (PA-46-350P).....	3A19
77B	Center Electrical System Installation (PA-46-310P).....	3A23
77C	Center Electrical System Installation (PA-46-350P).....	3B3
78	Aft Electrical System Installation (PA-46-310P).....	3B7
78A	Aft Electrical System Installation (PA-46-350P).....	3B11
79	Instrument Panel Electrical Installation (46-8408001 to 46-8408037 incl.).....	3B15
79A	Instrument Panel Electrical Installation (46-8408038 and up).....	3B19
79B	Instrument Panel Electrical Installation (PA-46-350P).....	3B23
80	Circuit Breaker Panel Installation (PA-46-310P).....	3C5
80A	Pilot Circuit Breaker Panel Installation (PA-46-350P).....	3C9
80B	Copilot Circuit Breaker Panel Installation (PA-46-350P).....	3C13
81	Battery Installation.....	3C17
82	External Power Installation.....	3C21
83	Landing Light Installation.....	3D1
84	Navigation and Strobe Lights Installation.....	3D5
85	Propeller Heat System Installation (PA-46-310P).....	3D9
85A	Propeller Heat System Installation (PA-46-350P).....	3D13
85B	Heated Glass Panel Installation (46-8408001 to 46-8408016 incl.).....	3D17
85C	Heated Glass Panel Installation (46-8408017 and up).....	3D21
85D	Alternator Installation (PA-46-310P).....	3E1
SECTION XIII ELECTRONICS GROUP		
86	RCA Weatherscout 1 Radar System Installation (PA-46-310P).....	3E5
86A	RDR 2000 VP Weather Radar Installation (PA-46-350P).....	3E9
86B	King KAP 150/KFC 150 Autopilot/Flight Director Installation.....	3E13
87	Antenna, Static Wicks, and Stereo Installation.....	3E17
88	Piper Automatic Locator (E.L.T.) Installation (Narco Avionics).....	3E21
89	Avionics Cooling Installation.....	3F1
	Radio Installation Drawings.....	3F5
SECTION XIV MISCELLANEOUS GROUP		
90	Placards and Decals Installation.....	3F7
	Optional Equipment Kits and Repair Kits.....	3F13
	Miscellaneous Hardware and Consumables.....	3F17
NUMERICAL INDEX		3F19

**PIPER AIRCRAFT
PA-46-310P/350P MALIBU
AIRPLANE PARTS CATALOG**

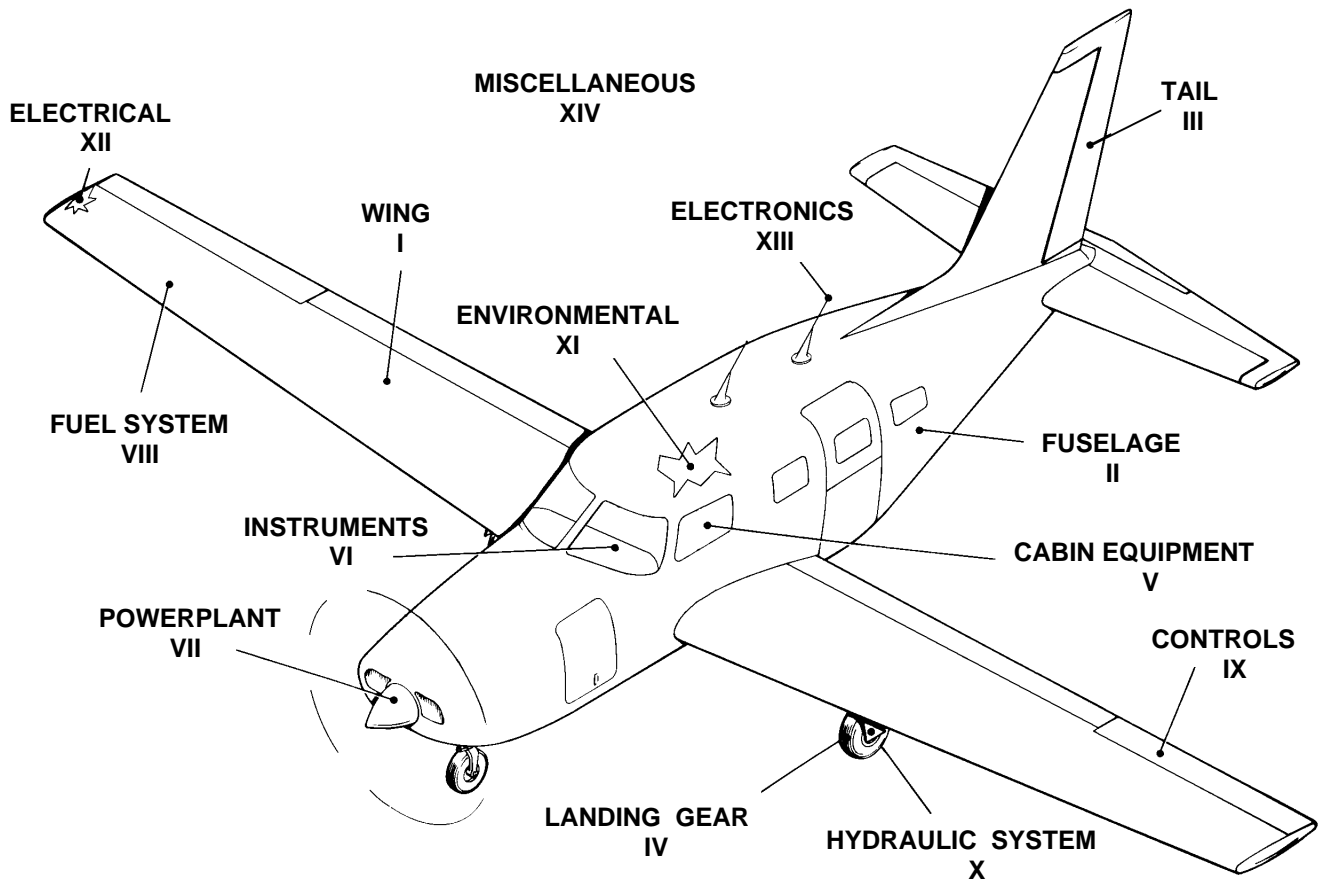


Figure 1. Complete Airplane

Reissued: June 26, 1998

**PIPER AIRCRAFT
PA-46-310P/350P MALIBU
AIRPLANE PARTS CATALOG**

THIS PAGE INTENTIONALLY LEFT BLANK

PIPER AIRCRAFT
PA-46-310P/350P MALIBU
AIRPLANE PARTS CATALOG

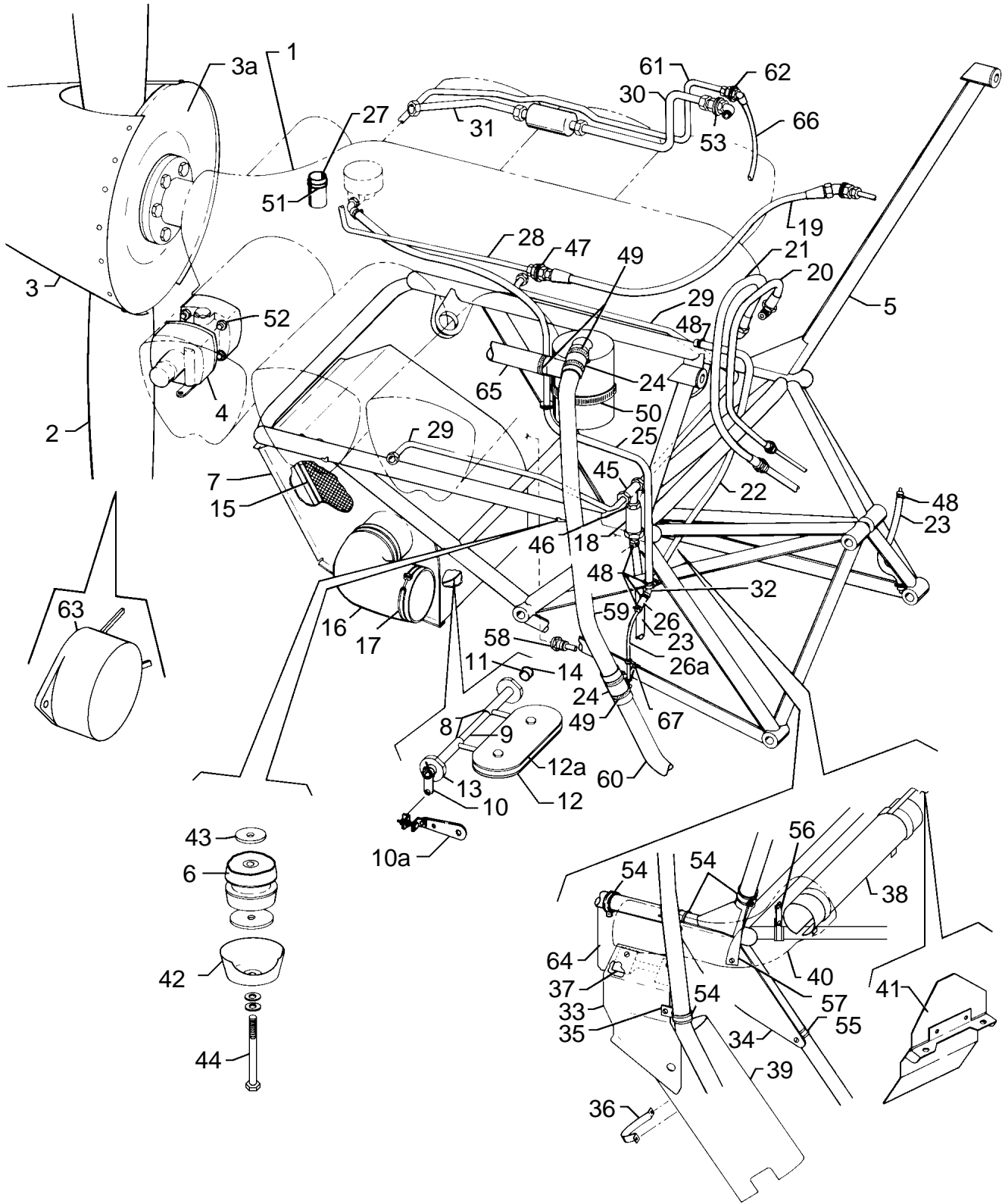


Figure 49. Power Plant Installation (PA-46-310P)

Reissued: June 26, 1998

**PIPER AIRCRAFT
PA-46-310P/350P MALIBU
AIRPLANE PARTS CATALOG**

CODE EXPLANATIONS FOR FIGURE 49

- A - See Figure 51 for component parts.
- B - See Figure 85D if optional 60 amp Ford alternator is installed.
- C - Secure with Teledyne Continental Motors Aircraft, P.O. Box 90, Mobile, Ala. 35501
- D - With Kit 765 198 installed. See Piper Service Letter No. 985.
- E - Used on serial numbers 4608010 and up; also used if Kit 765 317 is installed.
- F - Used on serial numbers 4608010 and up; also used if Kit 765 323 is installed.
- W - Alternate part.
- X - See latest revision of Service Bulletin 852.
- Y - See latest revision of Service Bulletin 1103B.
- Z - See latest revision of Service Letter 996.

PIPER AIRCRAFT

PA-46-310P/350P MALIBU

AIRPLANE PARTS CATALOG

Figure and Index Number	Part Number	Code	Nomenclature	No. Req.	Serial Numbers Affected
49-	84000		DRAWING - Powerplant Installation		
	84001		DRAWING - Induction System Installation		
	84125		DRAWING - Optional Alternator Installation		
-1		C	ENGINE ASSEMBLY - Continental (TSIO-520-BE)	1	
-2	551 018	A	PROPELLER ASSEMBLY - Hartzell, two-blade	1	
-3	84000-801		SPINNER ASSEMBLY - Propeller, unpolished	1	
	84000-800		SPINNER ASSEMBLY - Propeller, polished	1	
-3a	758 648		* BULKHEAD - Spinner	1	
-4	463 236		GOVERNOR ASSEMBLY - Propeller	1	
-5	84010-02	Y	MOUNT ASSEMBLY - Engine and nose gear strut	1	
-6	470 524	Z	MOUNT KIT - Engine	4	
	470 562	W,Z	MOUNT KIT - Engine	4	
-7	84032-39		BOX ASSEMBLY - Induction air	1	
-8	84032-06		* ARM ASSEMBLY - Flap regulating	2	
-9	84032-25		* SHAFT - Flap regulating	1	
-10	84032-07		* LEVER ASSEMBLY - Flap control	1	
-10a	89064-11	X	* LINKAGE ASSEMBLY	1	
	89064-10		** LINK	1	
	402 774		** BOLT - (NAS 428-4-10)	1	
-11	84032-26		* RETAINER - Shaft	1	
-12	89064-14	D	* FLAP ASSEMBLY - Air induction, lower	1	
	89064-13		** PLATE	1	
	89064-02		** SEAL	1	
	89064-04		** DOUBLER	1	
-12a	89064-15		* FLAP ASSEMBLY - Air induction, upper	1	
	89064-08		** DOUBLER	1	
	89064-02		** SEAL	1	
	89064-13		** PLATE	1	
-13	84032-38		* BEARING - Shaft	2	
-14	480 731		* ROLL PIN - Shaft retaining	2	
-15	561 020		FILTER - Air	1	
-16	99849-04		HOSE - Air duct, left (14.0 L.)	1	
	99849-24		HOSE - Air duct, right (16.0 L.)	1	
-17	454 993		CLAMP	4	
-18	492 357		VALVE - Fuel drain	1	
-19	84012-15		HOSE ASSEMBLY - Manifold pressure	1	
-20	84012-16		HOSE ASSEMBLY - Fuel vapor return	1	
-21	84012-17		HOSE ASSEMBLY - Fuel supply	1	
-22	84013-28		HOSE - Fuel drain (13.80 L.)	1	
-23	84013-43		HOSE - Drain	2	
-24	84013-17		HOSE - Oil separator to breather tube	2	
-25	84013-45		HOSE - Fuel drain (30.00 L.)	1	
-26	84013-44		HOSE - Fuel drain (8.00 L.)	1	
-26a	89088-02		TUBE - Fuel drain (7.0L.)	1	
-27	84014-03		HOSE - Prop governor air duct	1	
-28	84015-35		TUBE ASSEMBLY - Engine manifold pressure	1	
-29	84015-36		TUBE ASSEMBLY - Fuel drain, left	1	
	84015-37		TUBE ASSEMBLY - Fuel drain, right	1	
-30	84015-52		TUBE ASSEMBLY - Fuel flow indicator	1	
-31	84015-54		TUBE ASSEMBLY - Fuel flow indicator	1	
-32	84107-02		TUBE ASSEMBLY - Drain connector	1	
-33	84104-02		SHIELD - Turbo, outboard	1	
-34	84104-03		SHIELD - Turbo, fixed	1	
-35	84104-07		ANGLE - Exhaust shield	1	

When ordering, always specify Part Number, Description, and Serial Number of Aircraft

Reissued: September 10, 2006

PIPER AIRCRAFT

PA-46-310P/350P MALIBU

AIRPLANE PARTS CATALOG

Figure and Index Number	Part Number	Code	Nomenclature	No. Req.	Serial Numbers Affected
<u>49-36</u>	<u>84104-10</u>		STRAP - Exhaust shield support	2	
<u>-37</u>	<u>84104-12</u>		SUPPORT - Turbo shield, outboard	1	
<u>-38</u>	<u>84104-14</u>		SHIELD ASSEMBLY - Crossover	1	
<u>-39</u>	<u>84104-16</u>		COVER ASSEMBLY - Exhaust	1	
<u>-40</u>	<u>84104-17</u>		SHIELD - Canopy	1	
<u>-41</u>	<u>84136-04</u>		SHIELD - Heat, right engine mount	1	
<u>-42</u>	<u>84059-02</u>		SHIELD - Engine heat, left rear mount	1	
	<u>84059-03</u>	<u>F</u>	SHIELD - Engine heat, left forward mount	1	
<u>-43</u>	<u>84044-05</u>		SPACER - Engine mount	4	
<u>-44</u>	<u>401 536</u>		BOLT - Engine mount attachment (AN7-36A)	4	
	<u>407 568</u>		WASHER - (AN960-716)	8	
<u>-45</u>	<u>588 822</u>		TEE	1	
<u>-46</u>	<u>553 717</u>		REDUCER	1	
<u>-47</u>	<u>491 063</u>		UNION - Bulkhead	1	
	<u>407 568</u>		WASHER - (AN960-716)	2	
	<u>477 629</u>		NUT - (AN924-4)	1	
<u>-48</u>	<u>554 861</u>		CLAMP	9	
<u>-49</u>	<u>554 701</u>		CLAMP	6	
<u>-50</u>	<u>554 762</u>		CLAMP	1	
<u>-51</u>	<u>654 174</u>		CLAMP	1	
<u>-52</u>	<u>407 566</u>		WASHER - (AN960-516)	4	
	<u>404 531</u>		NUT - (MS21042-5)	4	
<u>-53</u>	<u>458 864</u>		ELBOW	1	
	<u>407 570</u>		WASHER - (AN960-916)	2	
	<u>477 631</u>		NUT - (AN924-6)	1	
<u>-54</u>	<u>654 148</u>		CLAMP	4	
<u>-55</u>	<u>454 916</u>		CLAMP	1	
<u>-56</u>	<u>84104-08</u>		ANGLE - Shield support	1	
<u>-57</u>	<u>84104-15</u>		STRAP - Shield support	1	
<u>-58</u>	<u>492 362</u>		VALVE - Oil drain	1	
	<u>462 003</u>		GASKET	1	
<u>-59</u>	<u>84015-41</u>		TUBE - Breather, upper	1	
<u>-60</u>	<u>84015-42</u>		TUBE - Breather, lower	1	
<u>-61</u>	<u>84015-53</u>		TUBE ASSEMBLY	1	
<u>-62</u>	<u>458 938</u>		ELBOW	1	
	<u>407 568</u>		WASHER - (AN960-716)	2	
	<u>477 629</u>		NUT - (AN924-4)	1	
<u>-63</u>	<u>552 597</u>	<u>B</u>	ALTERNATOR - Belt driven, 60 amp	1	
<u>-64</u>	<u>84136-02</u>		SHIELD - Heat, left engine mount	1	
<u>-65</u>	<u>84013-70</u>		HOSE - Flexible (17.0 L.)	1	
<u>-66</u>	<u>84012-15</u>		HOSE ASSEMBLY - Flexible	1	
<u>-67</u>	<u>453 732</u>	<u>E</u>	BUSHING - Snap	1	

When ordering, always specify Part Number, Description, and Serial Number of Aircraft

PIPER AIRCRAFT
PA-46-310P/350P MALIBU
AIRPLANE PARTS CATALOG

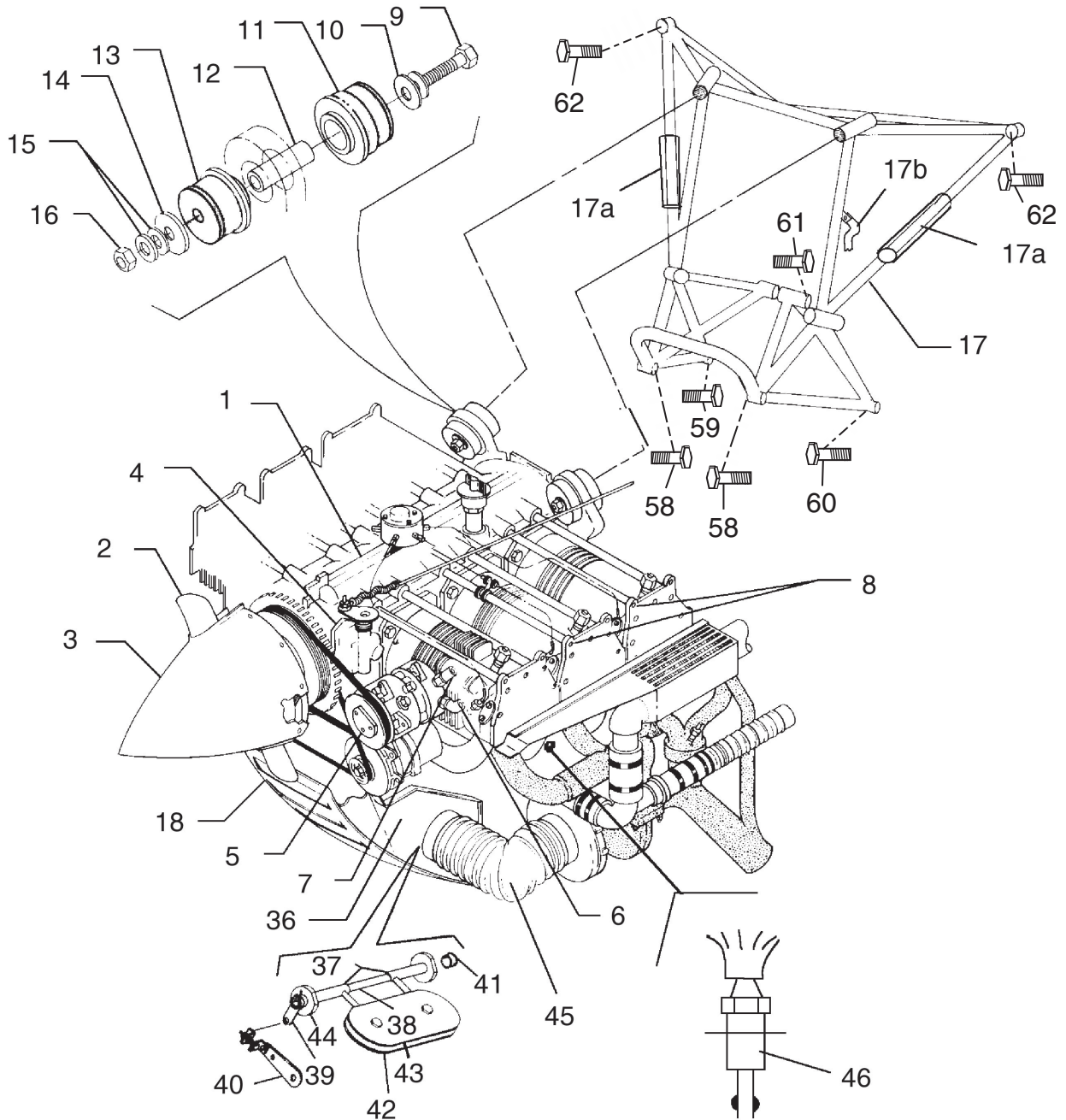


Figure 49A. Power Plant Installation (PA-46-350P)
(Sheet 1 of 2)

Reissued: September 10, 2006

**PIPER AIRCRAFT
PA-46-310P/350P MALIBU
AIRPLANE PARTS CATALOG**

THIS PAGE INTENTIONALLY LEFT BLANK

**PIPER AIRCRAFT
PA-46-310P/350P MALIBU
AIRPLANE PARTS CATALOG**

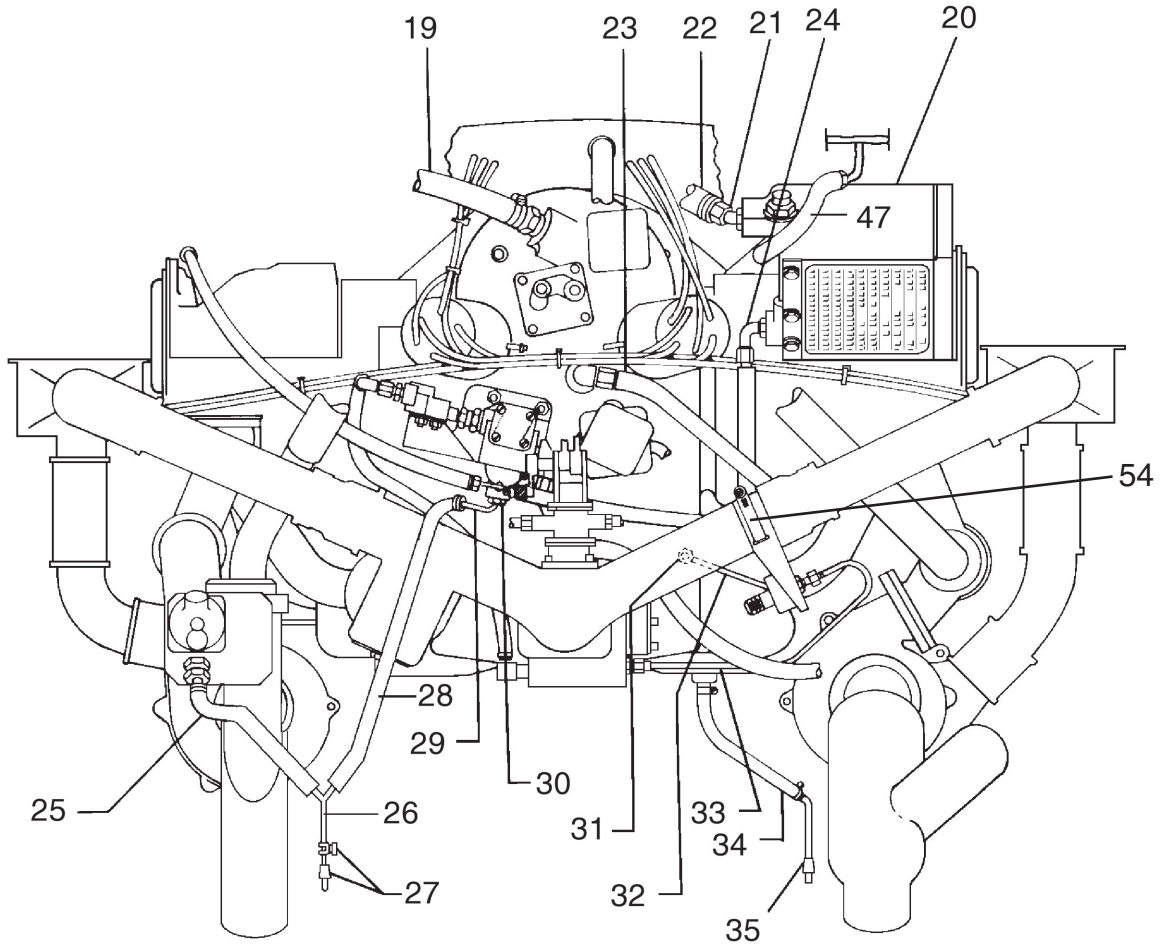


Figure 49A. Power Plant Installation (PA-46-350P)
(Sheet 2 of 2)

Reissued: September 10, 2006

**PIPER AIRCRAFT
PA-46-310P/350P MALIBU
AIRPLANE PARTS CATALOG**

CODE EXPLANATIONS FOR FIGURE 49A

- A - With kit 765 198 installed, see Piper service letter number 985.
- B - See latest revision of Service Bulletin 1103B.

PIPER AIRCRAFT
PA-46-310P/350P MALIBU
AIRPLANE PARTS CATALOG

Figure and Index Number	Part Number	Code	Nomenclature	No. Req.	Serial Numbers Affected
49A-	89700		DRAWING - Powerplant Installation		
	89728		DRAWING - Induction System Installation		
-1	650 210		ENGINE ASSEMBLY - Lycoming (TIO540-AE2A)	1	
-2	551 031		PROPELLER ASSEMBLY - Hartzell, two blade	1	
-3	687 248		SPINNER ASSEMBLY - Propeller, painted	1	
	587 724		SPINNER ASSEMBLY - Propeller, polished	1	
-4	463 263		GOVERNOR ASSEMBLY - Propeller	1	
-5	557 390		COMPRESSOR - Air conditioning	1	
-6	99592-34		HOSE ASSEMBLY - Suction	1	
-7	99592-36		HOSE ASSEMBLY - Pressure	1	
-8	654 197		CLAMP	2	
	418 345		BOLT	2	
	95061-168		BUSHING	2	
	407 136		WASHER - Lock (AN936-A416)	2	
-9	553 425		BOLT - (AN7-40A)	4	
-10	690 630		WASHER - (NAS1149FO763P)	4	
-11	475 117		LORD MOUNT ASSEMBLY - Top mounts aft, bottom mounts fwd	4	
-12	587 307		SPACER - Lord mount	4	
-13	475 116		LORD MOUNT ASSEMBLY - Top mounts fwd, bottom mounts aft	4	
	89688-03		HEAT SHIELD ASSEMBLY - Engine mounts, bottom	2	
	689 976		* HEAT SHIELD	2	
-14	85012-101		WASHER	4	
-15	690 630		WASHER - Top mounts (NAS1149FO763P)	4	
	690 630		WASHER - Bottom mounts (NAS1149FO763P)	2	
-16	477 664		NUT - Flexloc, top mounts	4	
-17	89137-41	B	ENGINE MOUNT	1	
-17a	84198-02		HEAT SHIELD ASSEMBLY	1	
-17b	17604-21		STRAP - Engine ground	1	
	411 549		SCREW - (MS35207-280)	1	
	404 888		NUT - (MS20365-428C)	1	
-18	89721-34		BOX ASSEMBLY - Induction air	1	
	561 020		FILTER - Air	1	
-19	82371-176		HOSE - Breather tube	1	
	554 797		CLAMP - Breather tube	2	
	89714-02		OIL SEPARATOR ASSEMBLY	1	
	42414-00		* GASKET	1	
	02565-02		* COVER ASSEMBLY	1	
	654 168		CLAMP - Oil separator (MS21919WH15)	2	
	411 532		SCREW - (MS35207-263)	1	
	404 526		NUT - (MS21042-3)	1	
	690 609		WASHER - (AN960-10L)	1	
	558 963		ELBOW - Oil separator	1	
	554 639		CLAMP - Elbow	2	
	454 815		CLAMP - Elbow	1	
	89715-02		TUBE - Exhaust/separator	1	
	63901-140		HOSE ASSEMBLY - Separator/oil return port	1	
-20	89707-02		OIL COOLER	1	
	400 438		BOLT - Inboard side (AN3-4A)	3	
	690 612		WASHER - (NAS1149FO363P)	9	
	400 463		BOLT - Outboard side (AN3-40A)	3	
	690 612		WASHER - (NAS1149FO363P)	11	
	89709-02		SPACER	3	

When ordering, always specify Part Number, Description, and Serial Number of Aircraft

Reissued: September 10, 2006

PIPER AIRCRAFT

PA-46-310P/350P MALIBU

AIRPLANE PARTS CATALOG

Figure and Index Number	Part Number	Code	Nomenclature	No. Req.	Serial Numbers Affected
49A-21	458 849		ELBOW - (AN833-8)	1	
	477 691		NUT - (AN924-8)	1	
	484 846		O-RING	1	
-22	56958-59		HOSE ASSEMBLY - Oil cooler to oil filter (566 305)	1	
	458 843		ELBOW - Oil filter (in line)	1	
	477 691		NUT - (AN924-8)	1	
	484 846		O-RING	1	
	458 849		ELBOW - Oil filter (out line)	1	
	477 691		NUT - (AN924-8)	1	
	484 846		O-RING	1	
	56958-57		HOSE ASSEMBLY - Oil filter to engine (566 301)	1	
-23	63901-178		HOSE - Engine oil to oil cooler (566 332)	1	
-24	458 849		ELBOW - (AN833-8)	1	
	477-691		NUT - (AN924-8)	1	
	484 846		O-RING	1	
-25	56976-25		HOSE	1	
	554 575		CLAMP	2	
-26	84107-02		TUBE ASSEMBLY	1	
-26a	84013-44		HOSE	1	
-27	61402-55		BUSHING - Snap	1	
	454 929		CLAMP	1	
	411 534		SCREW - (MS35207-265)	1	
	690 609		WASHER - (NAS1149FO332P)	1	
	404 526		NUT - (MS21042-3)	1	
-27a	89088-02		TUBE	1	
-28	82371-74		HOSE - Fuel pump relief hose	1	
	554 575		CLAMP	2	
-29	89716-02		TUBE ASSEMBLY	1	
-30	476 686		ADAPTER - (AN816-4)	1	
-31	579 388		O-RING	1	
	458 847		ELBOW - (AN833-3)	1	
	477 628		NUT - (AN924-3)	1	
-32	84015-76		TUBE ASSEMBLY	1	
-33	84015-77		TUBE ASSEMBLY	1	
-34	77910-09		HOSE - Fuel drain	1	
	554 575		CLAMP	1	
	84015-78		TUBE - Fuel drain	1	
-35	61402-55		BUSHING - Snap	1	
	454 929		CLAMP	1	
	411 586		SCREW - (MS35207-265)	1	
	690 609		WASHER - (NAS1149FO332P)	1	
	407 887		NUT - (MS20365-1032C)	1	
-36	89721-34		BOX ASSEMBLY - Induction air	1	
	561 020		FILTER - Air	1	
-37	84032-06		* ARM ASSEMBLY -Flap regulating	2	
-38	84032-25		* SHAFT - Flap regulating	1	
-39	84032-07		* LEVER ASSEMBLY - Flap control	1	
-40	89064-11		* LINKAGE ASSEMBLY	1	
			** LINK	1	
	402 774		** BOLT - (NAS428-4-10)	1	
-41	84032-26		* RETAINER - Shaft	1	
-42	89064-14	A	* FLAP ASSEMBLY - Air induction, lower	1	
	89064-13		** PLATE	1	
	89064-02		** SEAL	1	
	89064-04		** DOUBLER	1	

When ordering, always specify Part Number, Description, and Serial Number of Aircraft

**PIPER AIRCRAFT
PA-46-310P/350P MALIBU
AIRPLANE PARTS CATALOG**

Figure and Index Number	Part Number	Code	Nomenclature	No. Req.	Serial Numbers Affected
49A-43	89064-15		* FLAP ASSEMBLY - Air induction, upper	1	
	89064-13		** PLATE	1	
	89064-02		** SEAL	1	
	89064-08		** DOUBLER	1	
-44	84032-38		* BEARING - Shaft	1	
-45	99849-04		HOSE - Air duct left (14.0)	1	
	99849-24		HOSE - Air duct right (16.0)	1	
-46	61879-02		OIL DRAIN	1	
-47	588 560		TEE	1	
	559 081		ELBOW	2	
	57401-13		HOSE - Switch to tee at oil port	1	
	476 686		ADAPTER	1	
	80024-46		HOSE - Tee to wastegate	1	
-48	554 867		CLAMP - E.C.S. supply tube to compressor tubes	1	
-49	554 647		CLAMP - Heat shield	2	
-50	455 007		CLAMP - Sender assembly (MS21919WH8)	2	4622076 and up
-51	654 168		CLAMP - Turbo scavenge line (MS21919WH15)	1	4622076 and up
-52	654 168		CLAMP - Engine mount to oil cooler hose	2	4622076 and up
-53	56958-50		HOSE ASSEMBLY - Manifold pressure	1	
-54	654 159		CLAMP	1	
-55	400-003		BOLT - Oil filter housing to engine mount	4	
-56	690 611		WASHER - Oil filter housing to engine mount	4	
-57	404 530		NUT - Oil filter housing to engine mount	4	
-58	400 306		BOLT - (AN8-32A)	2	
	690 631		WASHER - (NAS1149FO863P) Under bolt head	2	
	494 107		WASHER - (62833-27) Under nut	2	
	404 900		NUT - (MS20365-820C)	2	
-59	401 418		BOLT - (AN6-32A)	1	
	82695-68		SPACER	2	
	690 629		WASHER - (NAS1149FO663P)	1	
	404 532		NUT - (MS21042-6)	1	
-60	401 403		BOLT - (AN6-23A)	1	
	690 620		WASHER - (NAS1149FO632P) Under bolt head	1	
	690 629		WASHER - NAS1149FO663P) Under nut	1	
	404 532		NUT - (MS21042-6)	1	
-61	401 509		BOLT - (AN7-15A)	1	
	690 626		WASHER - (NAS1149FO732P) Between actuator and engine mount	1	
	690 630		WASHER - (NAS1149FO763P)	1	
	404 891		NUT - (MS20365-720C)	1	
-62	401 389		BOLT - (AN6-11A)	2	
	690 629		WASHER - (NAS1149FO663P)	2	
	477 887		NUT	2	

When ordering, always specify Part Number, Description, and Serial Number of Aircraft

Reissued: September 10, 2006

**PIPER AIRCRAFT
PA-46-310P/350P MALIBU
AIRPLANE PARTS CATALOG**

THIS PAGE INTENTIONALLY LEFT BLANK

PIPER AIRCRAFT
PA-46-310P/350P MALIBU
AIRPLANE PARTS CATALOG

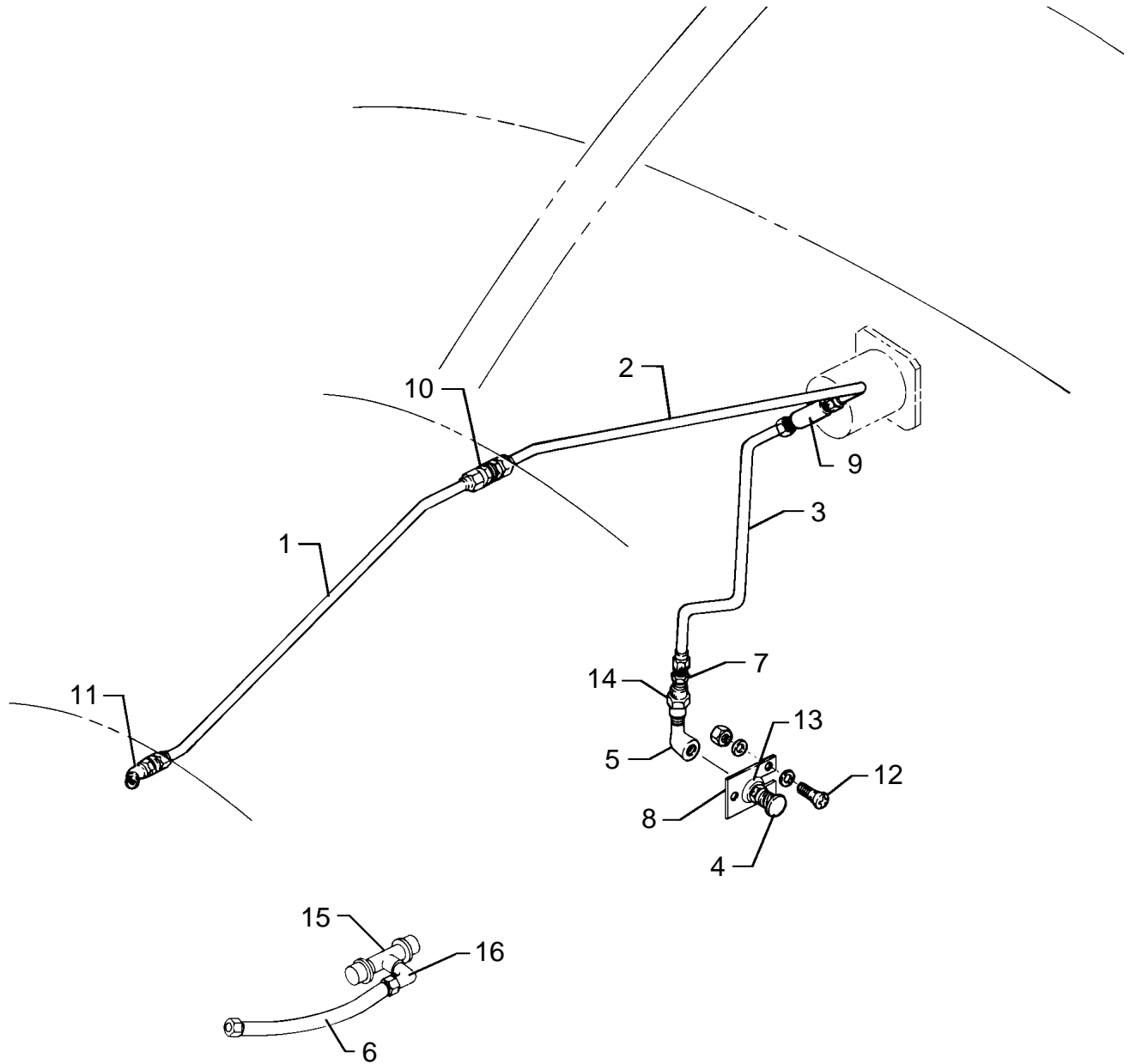


Figure 50. Engine Instrument Lines Installation

Reissued: June 26, 1998

**PIPER AIRCRAFT
PA-46-310P/350P MALIBU
AIRPLANE PARTS CATALOG**

CODE EXPLANATIONS FOR FIGURE 50

- A - Alternate part.
- B - PA-46-310P only.
- C - PA46-350P only.

**PIPER AIRCRAFT
PA-46-310P/350P MALIBU
AIRPLANE PARTS CATALOG**

Figure and Index Number	Part Number	Code	Nomenclature	No. Req.	Serial Numbers Affected
50-	84008		DRAWING - Engine Instrument Lines Installation		
-1	84015-32		TUBE ASSEMBLY - Manifold pressure, F.S. 79 to F.S. 100	1	
-2	84012-18		HOSE ASSEMBLY - Manifold pressure, F.S. 100 to gauge	1	
-3	84015-34		TUBE ASSEMBLY - Manifold pressure gauge to drain	1	
-4	492 241		VALVE - Drain	1	
-5	35696-02		ELBOW - Drain valve	1	
-6	35801-11	B	HOSE ASSEMBLY - Oil pressure	1	
-7	476 648		NIPPLE	1	
-8	84099-02		RETAINER - Instrument lines drain valve	1	
-9	691 220		TEE (MS20825-4D)	1	
	488 316	A	TEE (MS20826-4D)	1	
-10	491 060		UNION	1	
	690 626		WASHER - (NAS1149FO732P)	2	
	477 618		NUT - (AS5178DO4))	1	
-11	458 938	B	ELBOW - 45 degrees (AS1040-0404)	1	
	491 063	C	UNION - (AN832-4)	1	
	690 630		WASHER - (NAS1149FO763P)	2	
	477 629		NUT - (AS5178-04)	1	
-12	415 544		SCREW - (MS35206-244)	3	
	690 616		WASHER - (NAS1149FN832P)	6	
	404 833		NUT - (MS20364-832C)	3	
-13	463 390		GROMMET	1	
-14	455 173		COUPLING	1	
-15	588 560	B	TEE	1	
-16	558 910	B	ELBOW	1	
-17	554 575	C	CLAMP - Enhanced digital indicator hose	2	4622132 and up

When ordering, always specify Part Number, Description, and Serial Number of Aircraft

Reissued: September 10, 2006

**PIPER AIRCRAFT
PA-46-310P/350P MALIBU
AIRPLANE PARTS CATALOG**

THIS PAGE INTENTIONALLY LEFT BLANK

PIPER AIRCRAFT
PA-46-310P/350P MALIBU
AIRPLANE PARTS CATALOG

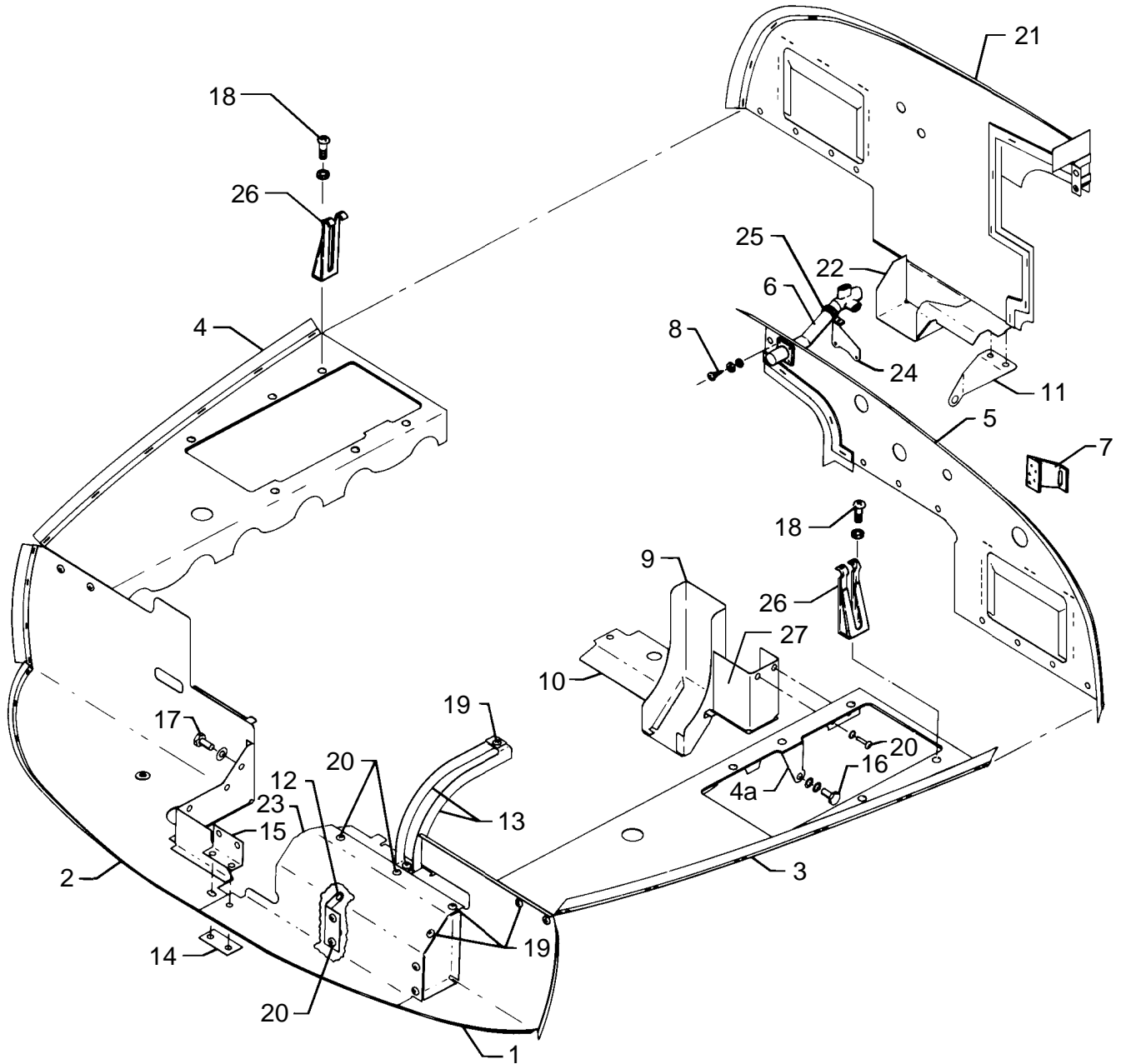


Figure 51. Engine Baffle Installation (PA-46-310P)

Reissued: June 26, 1998

**PIPER AIRCRAFT
PA-46-310P/350P MALIBU
AIRPLANE PARTS CATALOG**

CODE EXPLANATIONS FOR FIGURE 51

- A - Used if optional 60 amp Ford alternator is installed.
- B - Used if air conditioning system is installed.
- C - Used on aircraft with single vacuum pump.
- D - Used in aircraft with dual vacuum pump.
- E - Used if air conditioning system is not installed.
- F - See latest revision of Piper Service Letter 971.

PIPER AIRCRAFT PA-46-310P/350P MALIBU AIRPLANE PARTS CATALOG

Figure and Index Number	Part Number	Code	Nomenclature	No. Req.	Serial Numbers Affected
<u>51-</u>	<u>84004</u>		DRAWING - Engine Baffle Installation		
			NOTE: SEE CODE <u>F</u> .		
<u>-1</u>	<u>84017-02</u>		BAFFLE ASSEMBLY - Left front	1	
<u>-2</u>	<u>84016-02</u>		BAFFLE ASSEMBLY - Right front	1	
<u>-3</u>	<u>84020-02</u>		BAFFLE ASSEMBLY - Left side	1	
<u>-4</u>	<u>84022-02</u>		BAFFLE ASSEMBLY - Right side	1	
<u>-4a</u>	<u>84020-12</u>		* BRACKET - Baffle, right and left	2	
<u>-5</u>	<u>84019-02</u>	<u>C</u>	BAFFLE ASSEMBLY - Left rear	1	
	<u>84019-802</u>	<u>D</u>	BAFFLE ASSEMBLY - Left rear	1	
<u>-6</u>	<u>83995-02</u>	<u>D</u>	* TUBE ASSEMBLY - Blast, vacuum pump	1	
<u>-7</u>	<u>84019-19</u>		* BRACKET - Air/oil separator	1	
<u>-8</u>	<u>415 518</u>	<u>D</u>	* SCREW - Blast tube attachment (MS35206-228)	4	
	<u>407 562</u>	<u>D</u>	* WASHER - (AN960-6)	4	
	<u>404 909</u>	<u>D</u>	* NUT - (MS20365-632C)	4	
<u>-9</u>	<u>84019-04</u>		SHROUD ASSEMBLY - Baffle, left rear	1	
<u>-10</u>	<u>84019-03</u>		PLATE ASSEMBLY - Baffle, left rear	1	
<u>-11</u>	<u>84018-03</u>		BRACKET ASSEMBLY - Baffle, right rear	1	
<u>-12</u>	<u>84017-14</u>		BRACKET ASSEMBLY - Prop governor shroud	1	
<u>-13</u>	<u>84017-16</u>		SUPPORT - Baffle, left	1	
	<u>84017-17</u>		SUPPORT - Baffle, right	1	
<u>-14</u>	<u>84016-14</u>		CLIP - Baffle attachment	1	
<u>-15</u>	<u>84016-15</u>		CLIP - Baffle attachment	1	
<u>-16</u>	<u>418 420</u>		SCREW - (1/4-20NC-3 x 1/2)	6	
	<u>62833-139</u>		WASHER - Flat	6	
	<u>407 136</u>		WASHER - Lock (AN936-A416)	6	
<u>-17</u>	<u>400 438</u>		BOLT - (AN3-4A)	2	
	<u>407 584</u>		WASHER - (AN960-10L)	2	
<u>-17a</u>	<u>756 669</u>		WASHER - (A1020)	12	
<u>-18</u>	<u>415 311</u>		SCREW - (MS27039-0811)	12	
<u>-19</u>	<u>411 531</u>		SCREW - (MS35207-262)	30	
	<u>407 584</u>		WASHER - (AN960-10L)	30	
	<u>404 887</u>		NUT - (MS20365-1032C)	30	
<u>-20</u>	<u>411 531</u>		SCREW - (MS35207-262)	14	
	<u>407 584</u>		WASHER - (AN960-10L)	14	
<u>-21</u>	<u>84018-04</u>	<u>B</u>	BAFFLE ASSEMBLY - Upper right rear	1	
	<u>84018-24</u>	<u>E</u>	BAFFLE ASSEMBLY - Upper right rear	1	
<u>-22</u>	<u>84018-02</u>		BAFFLE ASSEMBLY - Lower right rear	1	
<u>-23</u>	<u>84017-10</u>		SHROUD ASSEMBLY - Prop governor	1	
	<u>84017-20</u>	<u>A</u>	SHROUD ASSEMBLY - Prop governor	1	
<u>-24</u>	<u>84133-02</u>		BRACKET - Blast tube support	1	
<u>-25</u>	<u>455 006</u>		CLAMP - Blast tube attachment	1	
<u>-26</u>	<u>89082-02</u>		CLIP - Intercooler fastener	12	
<u>-27</u>	<u>84019-17</u>		BAFFLE	1	

When ordering, always specify Part Number, Description, and Serial Number of Aircraft

Reissued: June 26, 1998

**PIPER AIRCRAFT
PA-46-310P/350P MALIBU
AIRPLANE PARTS CATALOG**

THIS PAGE INTENTIONALLY LEFT BLANK

**PIPER AIRCRAFT
PA-46-310P/350P MALIBU
AIRPLANE PARTS CATALOG**

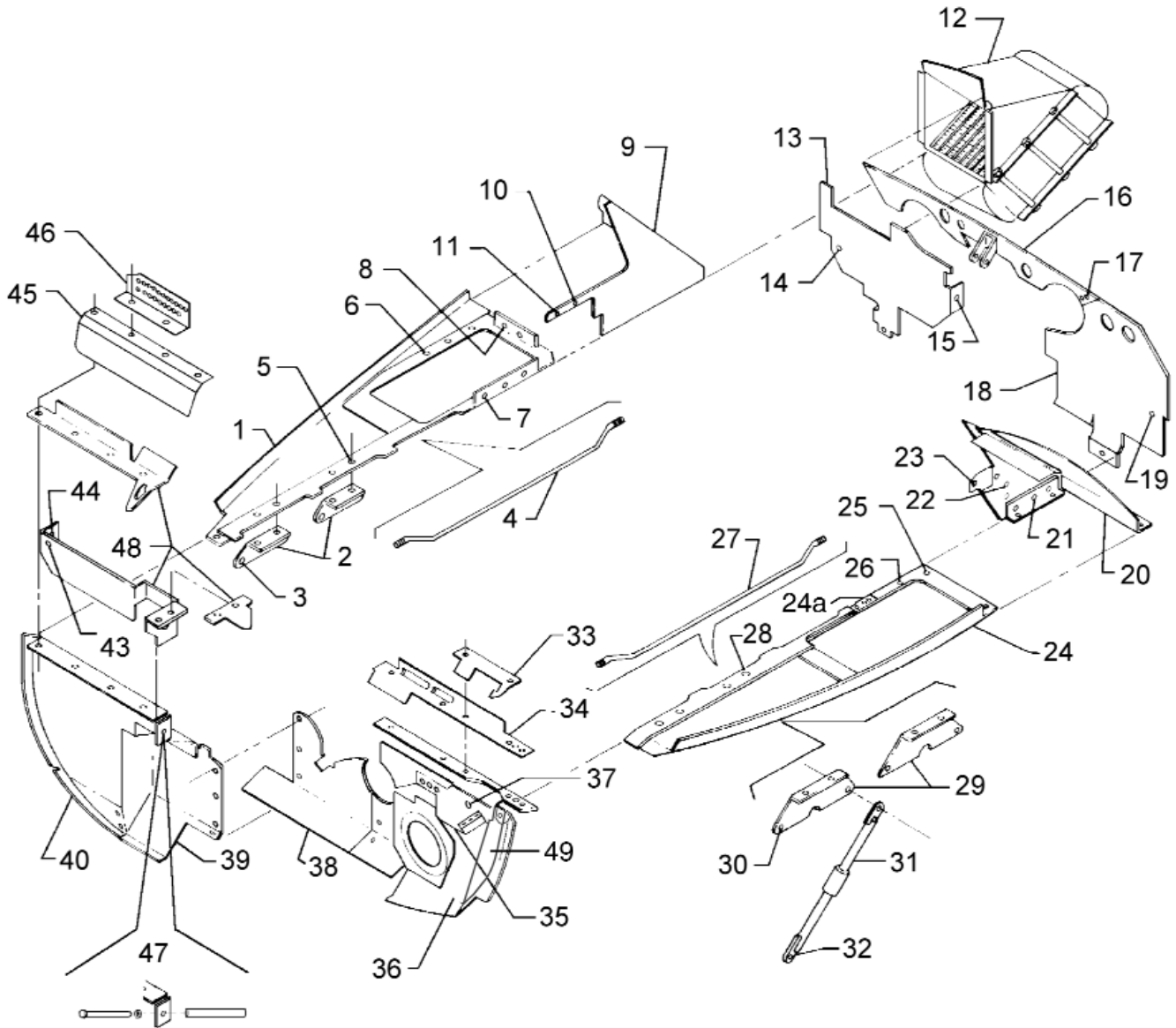


Figure 51A. Engine Baffle Installation (PA-46-350P)

Reissued: September 10, 2006

**PIPER AIRCRAFT
PA-46-310P/350P MALIBU
AIRPLANE PARTS CATALOG**

CODE EXPLANATIONS FOR FIGURE 51A

- A - See latest revision of Piper Service Bulletin 941.
- B - See latest revision of Piper Service Letter 1018A.

**PIPER AIRCRAFT
PA-46-310P/350P MALIBU
AIRPLANE PARTS CATALOG**

Figure and Index Number	Part Number	Code	Nomenclature	No. Req.	Serial Numbers Affected
51A-	89740	A	DRAWING - Engine Baffle Installation		
-1	89745-02		BAFFLE ASSEMBLY	1	
-2	89735-02	A	BRACKET ASSEMBLY	2	
-3	85061-00		BOLT	4	
	407 136		WASHER - (AN936-A416) lock	4	
-4	65103-03		ROD	1	
	407 122		WASHER - (AN935-6L)	2	
	404 909		NUT - (MS20365-632C)	2	
	405 099		NUT - Jam (6) Forward end only	1	
-5	411 532		SCREW - Pan head (MS35207-263)	4	
	407 584		WASHER - (AN960-10L)	4	
-6	417 780		SCREW - Round head (AN520-10R20)	6	
	407 584		WASHER - (AN960-10L)	6	
	404 887		NUT - Lock (MS20365-1032C)	6	
	89082-05	B	CLIP ASSEMBLY - Intercooler	6	
-7	411 531		SCREW - Pan head (MS35207-262)	3	
	407 584		WASHER - (AN960-10L)	3	
-8	411 531		SCREW - Pan head (MS35207-262)	2	
	407 584		WASHER - (AN960-10L)	2	
-9	89747-02		BAFFLE ASSEMBLY	1	
-10	418 419		BOLT - (1/4-20 x 1/2)	1	
	407 136		WASHER - (AN936-A416)	1	
-11	405 580		NUT - (1/4-20)	1	
	407 136		WASHER - (AN936-A416)	1	
-12	89738-02		BAFFLE ASSEMBLY	1	
-13	89743-02		BAFFLE ASSEMBLY	1	
-14	582 587		PLUG - Barrel nut	1	
	400 438		BOLT - (AN3-4A)	1	
	407 135		WASHER - (AN936-A10)	1	
-15	418 419		BOLT - (1/4-20 x 1/2)	1	
-16	89746-02		BAFFLE ASSEMBLY	1	
-17	411 531		SCREW - Pan head (MS35207-262)	2	
	407 584		WASHER - (AN960-10L)	2	
	404 887		NUT - Lock (MS20365-1032C)	4	
-18	89744-02		BAFFLE ASSEMBLY	1	
-19	582 587		PLUG - Barrel nut	1	
	486 287		SCREW	1	
	407 135		WASHER - (AN936-A10)	1	
-20	89739-09		BAFFLE ASSEMBLY	1	
-21	411 531		SCREW - Pan head (MS35207-262)	3	
	407 584		WASHER - (AN960-10L)	3	
-22	411 531		SCREW - Pan head (MS35207-262)	3	
	407 584		WASHER - (AN960-10L)	3	
-23	405 580		NUT - (1/4-20)	1	
	407 136		WASHER - Lock (AN936-A416)	1	
-24	89737-02		BAFFLE ASSEMBLY	1	
	89737-03		* BAFFLE PLATE	1	
	100523-02		* BRACKET	1	
-25	411 532		SCREW - Pan head (MS35207-263)	2	
	407 584		WASHER - (AN960-10L)	2	
-26	417 780		SCREW - Round head (AN520-10R20)	6	
	407 584		WASHER - (AN960-10L)	6	
	404 887		NUT - Lock (MS20365-1032C)	6	
	89082-05		CLIP ASSEMBLY - Intercooler	6	

When ordering, always specify Part Number, Description, and Serial Number of Aircraft

Reissued: September 10, 2006

PIPER AIRCRAFT

PA-46-310P/350P MALIBU

AIRPLANE PARTS CATALOG

Figure and Index Number	Part Number	Code	Nomenclature	No. Req.	Serial Numbers Affected
51A-27	65103-03		ROD	1	
	407 122		WASHER - (AN935-6L)	2	
	404 909		NUT - (MS20365-632C)	2	
	405 099		NUT - Jam (6) forward end only	1	
-28	411 532		SCREW - Pan head (MS35207-263)	1	
	407 584		WASHER - (AN960-10L)	4	
-29	89735-02	A	BRACKET ASSEMBLY	2	
-30	401 925		BOLT - (AN74-A12)	4	
	407 136		WASHER - (AN936-A416) Lock	4	
-31	89735-22		TUBE ASSEMBLY	1	
-32	400 002		BOLT - (AN4-5A)	1	
	407 565		WASHER - (AN960-416)	2	
	404 888		NUT - Lock (MS20365-428C)	1	
-33	89731-04		BAFFLE	1	
	411 532		SCREW - Pan head (MS35207-263)	2	
	407 584		WASHER - (AN960-10L)	2	
-34	89742-02		BAFFLE ASSEMBLY	1	
	411 532		SCREW - Pan head (MS35207-263)	4	
	407 584		WASHER - (AN960-10L)	4	
-35	-----		Deleted		
-36	89729-35		BAFFLE ASSEMBLY	1	
	89729-29		BRACKET	1	
	411 532		SCREW - Pan head (MS35207-263)	6	
	407 584		WASHER - (AN960-10L)	6	
-37	582 587		PLUG - Barrel nut (65614) Lycoming	1	
	400 438		BOLT - (AN3-4A)	1	
	407 135		WASHER - (AN936-A10)	1	
-38	89758-49		BAFFLE ASSEMBLY	1	
	407 144		WASHER - (AN936-B516), use existing bolts	2	
-39	89758-05		BAFFLE ASSEMBLY	1	
	411 532		SCREW - Pan head (MS35207-263)	4	
	407 584		WASHER - (AN960-10L)	4	
-40	89758-02		BAFFLE ASSEMBLY	1	
	411 532		SCREW - Pan head (MS35207-263)	8	
	407 584		WASHER - (AN960-10L)	8	
-41	-----		Deleted		
-42	411 532		SCREW - Pan head (MS35207-263)	2	
	407 584		WASHER - (AN960-10L)	2	
-43	582 587		PLUG - Barrel nut (65614) Lycoming	1	
	400 438		BOLT - (AN3-4A)	1	
	407 135		WASHER - (AN936-A10)	1	
-44	411 531		SCREW - Pan head (MS35207-262)	2	
	407 584		WASHER - (AN960-10L)	2	
-45	89731-06		RAMP	1	
	411 532		SCREW - Pan head (MS35207-263)	2	
	407 584		WASHER - (AN960-10L)	2	
-46	-----		Deleted		
-47	89731-05		SPACER	1	
	467 045		INSERT	1	
	400 451		BOLT - (AN3-20A)	1	
	407 104		WASHER - (AN935-10)	1	
-48	89731-08		BAFFLE - Standard	1	
	89731-09		BAFFLE - Optional de-ice	1	
-49	89729-02		BAFFLE ASSEMBLY	1	
	411 531		SCREW - (MS35207-262)	1	
	690 609		WASHER - (AN960-10L)	2	
	405 003		NUT - (MS20365-1032C)	1	

When ordering, always specify Part Number, Description, and Serial Number of Aircraft

PIPER AIRCRAFT
PA-46-310P/350P MALIBU
AIRPLANE PARTS CATALOG

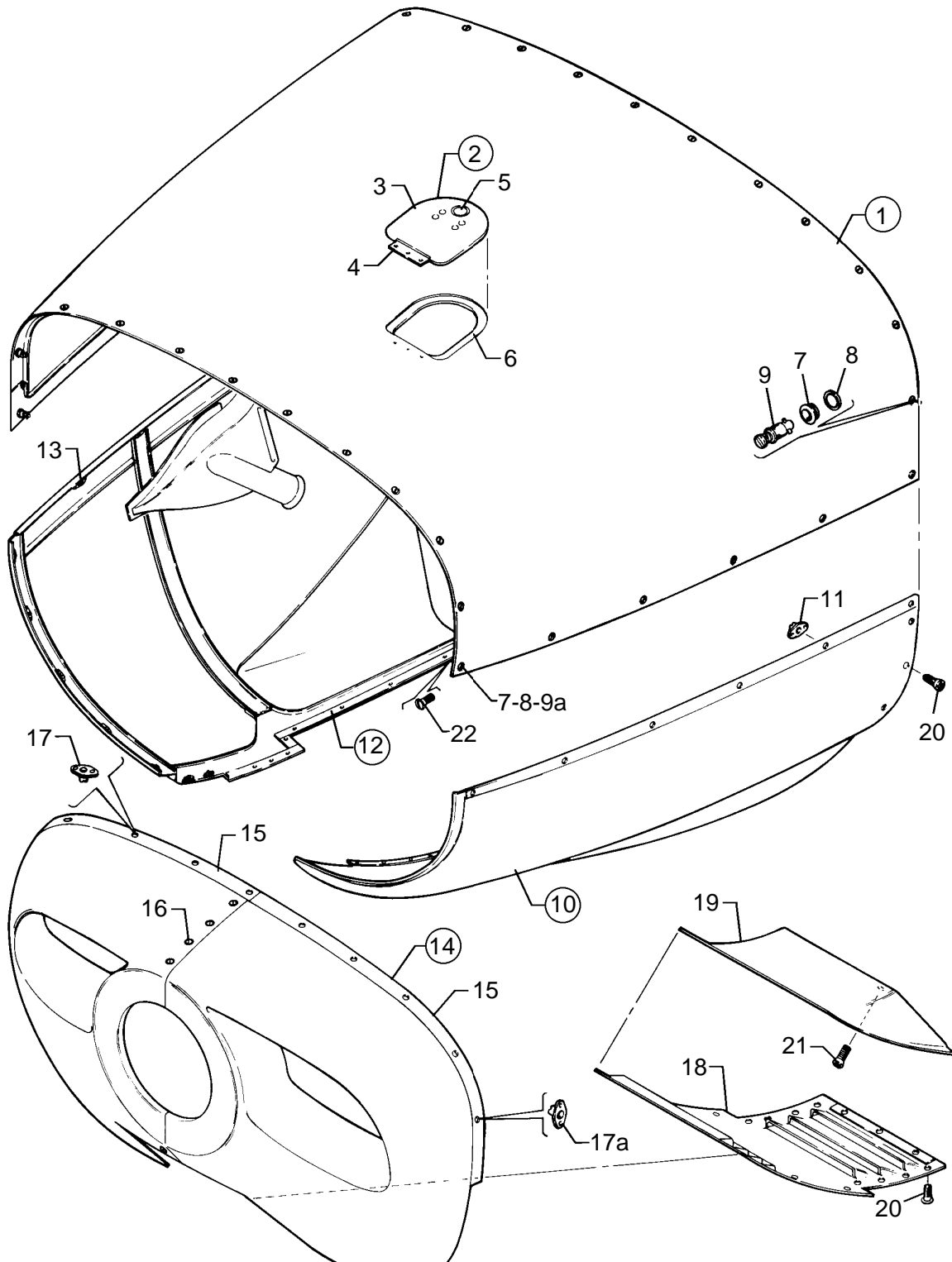


Figure 52. Engine Cowl Installation

Reissued: June 26, 1998

**PIPER AIRCRAFT
PA-46-310P/350P MALIBU
AIRPLANE PARTS CATALOG**

CODE EXPLANATIONS FOR FIGURE 52

- A - PA-46-310P only.
- B - PA-46-350P only.
- C - See latest revision of Piper Service Letter 1005.

PIPER AIRCRAFT

PA-46-310P/350P MALIBU

AIRPLANE PARTS CATALOG

Figure and Index Number	Part Number	Code	Nomenclature	No. Req.	Serial Numbers Affected	
52-	84009	A	DRAWING - Engine Cowl Installation			
	89750	B	DRAWING - Engine Cowl Installation			
-1	84071-02	A	COWL ASSEMBLY - Upper	1		
	89755-02	B	COWL ASSEMBLY - Upper	1		
-2	84147-02		* DOOR ASSEMBLY - Oil filler	1		
-3	84093-02		** DOOR - Oil filler	1		
	89379-02		** PLACARD - Oil grade information	1		
-4	84146-03		** HINGE ASSEMBLY - Door	1		
-5	472 017		** LATCH - Oil filler door	1		
-6	84146-02		* DOUBLER - Oil filler door	1		
-7	463 416		* GROMMET	36		
-8	487 041		* RING - Snap	36		
-9	487 684		* STUD	34		
-9a	587 660		* STUD	2		
-9b	89756-04	B	* STIFFENER - At sta. 69.50	2		
-10	84070-02	A	COWL ASSEMBLY - Lower left	1		
	89754-02	B	COWL ASSEMBLY - Lower left	1		
-11	484 293		* RECEPTACLE	4		
-12	84070-03	A	COWL ASSEMBLY - Lower right	1		
	89754-03	B	COWL ASSEMBLY - Lower right	1		
-13	484 293		* RECEPTACLE	4		
-14	84073-02	A	COWL ASSEMBLY - Nose, complete (fiberglass)	1		
	89753-02	B,C	COWL ASSEMBLY - Nose, complete (metal)	1		
-15	84073-04	A	* COWL ASSEMBLY - Nose, left (fiberglass)	1		
	84073-05	A	* COWL ASSEMBLY - Nose, right (fiberglass)	1		
	89751-03	B	* COWL ASSEMBLY - Nose, left (fiberglass)	1		
	89751-04	B	* COWL ASSEMBLY - Nose, right (fiberglass)	1		
	89753-03	B	* COWL ASSEMBLY - Nose, left (metal)	1		
	89753-04	B	* COWL ASSEMBLY - Nose, right (metal)	1		
	-16	410 072		* SCREW - (MS24694-C51)	3	
		410 069		* SCREW - (MS24694-C50)	4	
508 008			* WASHER	7		
-17	584 019		* RECEPTACLE	13		
	406 816		* NUT PLATE - (NAS-687A3) One per cowl half	2		
	506 549		* NUT PLATE - (MS21059L3)	26		
-17a	89126-02		* RECEPTACLE - Camloc, contoured	4		
-18	84061-02		PANEL ASSEMBLY - Induction air	1		
-19	84097-02		INLET - Induction air	1		
-20	410 018		SCREW - (MS24694-S50)	61		
-21	411 532		SCREW - (MS35207-263)	13		
-22	410 037		SCREW - Lower cowl attachment (MS24694-S49)	2		

When ordering, always specify Part Number, Description, and Serial Number of Aircraft

Reissued: September 10, 2006

**PIPER AIRCRAFT
PA-46-310P/350P MALIBU
AIRPLANE PARTS CATALOG**

THIS PAGE INTENTIONALLY LEFT BLANK

PIPER AIRCRAFT
PA-46-310P/350P MALIBU
AIRPLANE PARTS CATALOG

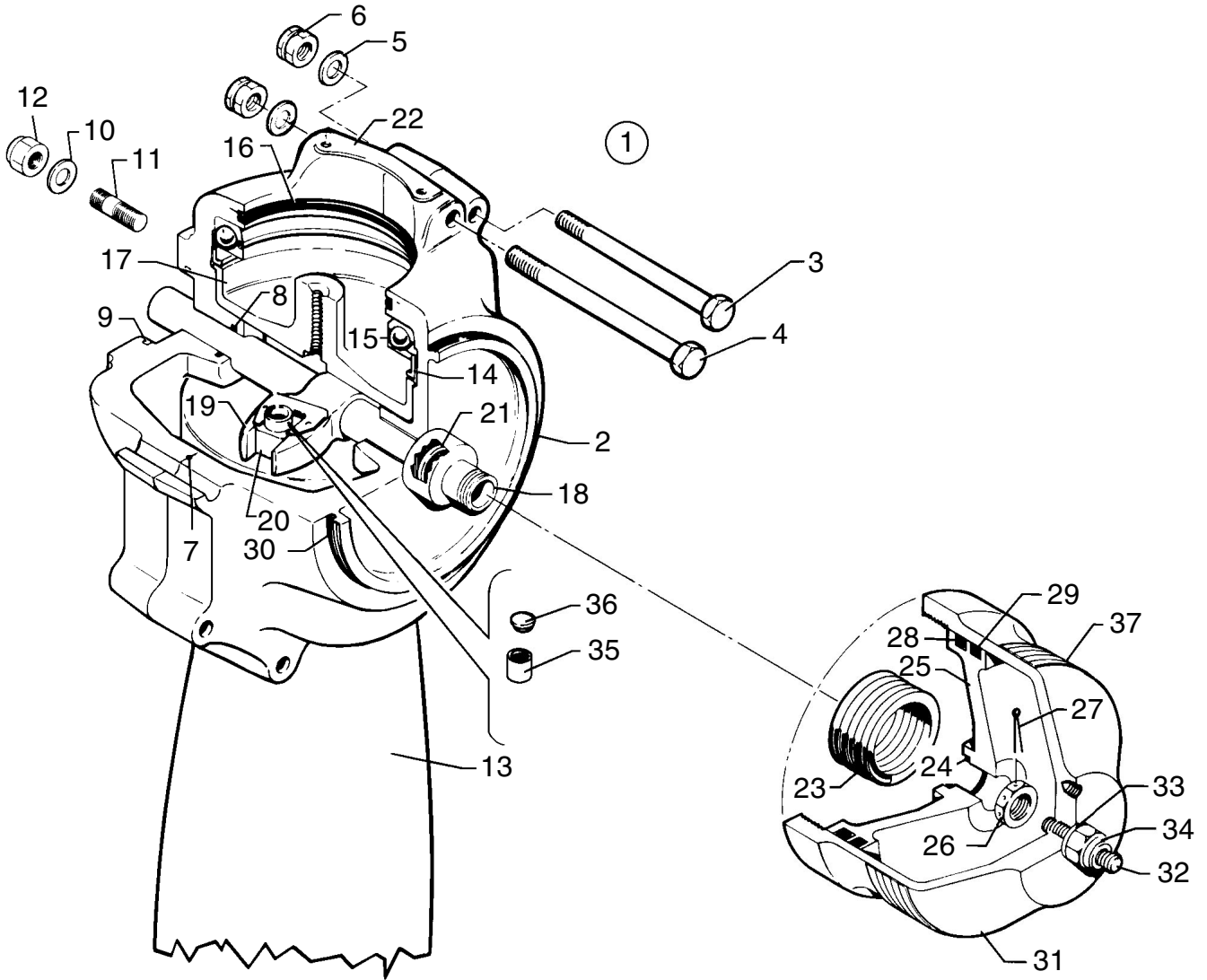


Figure 53. Two-Blade Propeller Assembly (Hartzell) (PA-46-310P)

Reissued: September 10, 2006

**PIPER AIRCRAFT
PA-46-310P/350P MALIBU
AIRPLANE PARTS CATALOG**

CODE EXPLANATIONS FOR FIGURE 53

A - Parts included in Propeller Repair Kit, Part No. 756 892.

PIPER AIRCRAFT

PA-46-310P/350P MALIBU

AIRPLANE PARTS CATALOG

Figure and Index Number	Part Number	Code	Nomenclature	No. Req.	Serial Numbers Affected
<u>53-1</u>	<u>551 018</u>		PROPELLER ASSEMBLY - Hartzell, two blade	1	
<u>-2</u>	<u>755 274</u>		* HUB ASSEMBLY - Propeller	1	
<u>-3</u>	<u>753 461</u>		* BOLT - Hex head	6	
<u>-4</u>	<u>758 111</u>		* BOLT - Hex head	4	
<u>-5</u>	<u>407 587</u>	<u>A</u>	* WASHER - (AN960-616L)	10	
<u>-6</u>	<u>752 511</u>	<u>A</u>	* NUT - Elastic	10	
<u>-7</u>	<u>756 241</u>	<u>A</u>	* SEAL - Hub	2	
<u>-8</u>	<u>762 678</u>	<u>A</u>	* O-RING - Rod	1	
<u>-9</u>	<u>755 800</u>	<u>A</u>	* O-RING - Rod	1	
<u>-10</u>	<u>407 569</u>		* WASHER - (AN960-816)	6	
<u>-11</u>	<u>757 742</u>		* STUD - Flange	6	
<u>-12</u>	<u>752 544</u>		* NUT	6	
<u>-13</u>	<u>758 591</u>		* BLADE - Propeller)	2	
<u>-14</u>	<u>755 968</u>		* RING - Bearing guide	2	
<u>-15</u>	<u>753 463</u>		* BEARING - Blade, split	2	
<u>-16</u>	<u>755 934</u>	<u>A</u>	* O-RING - Blade	2	
<u>-17</u>	<u>757 249</u>		* PRELOAD PLATE UNIT	2	
<u>-18</u>	<u>755 993</u>		* ROD - Piston	1	
<u>-19</u>	<u>754 826</u>		* FORK UNIT - Pitch change	1	
<u>-20</u>	<u>758 204</u>		* BLOCK - Pitch change	2	
<u>-21</u>	<u>755 972</u>		* RETAINER - Split	1	
<u>-22</u>	<u>756 607</u>		* WEIGHTS - Balance	AR	
	<u>765 485</u>		* SCREW - Balance weights	4	
<u>-23</u>	<u>757 556</u>		* SPRING	1	
<u>-24</u>	<u>755 995</u>	<u>A</u>	* O-RING - Piston seal	1	
<u>-25</u>	<u>757 302</u>		* PISTON	1	
<u>-26</u>	<u>752 513</u>		* NUT - Rod	1	
<u>-27</u>	<u>424 061</u>	<u>A</u>	* COTTER PIN	1	
<u>-28</u>	<u>755 994</u>	<u>A</u>	* O-RING - Piston	1	
<u>-29</u>	<u>757 557</u>	<u>A</u>	* SEAL - Felt	1	
<u>-30</u>	<u>755 935</u>	<u>A</u>	* O-RING - Cylinder	1	
<u>-31</u>	<u>757 828</u>		* CYLINDER	1	
<u>-32</u>	<u>757 558</u>		* SCREW - Low stop	1	
<u>-33</u>	<u>757 559</u>	<u>A</u>	* SEAL - Parker	1	
<u>-34</u>	<u>752 534</u>		* NUT	1	
<u>-35</u>	<u>758 280</u>		* BUSHING - Propeller	2	
<u>-36</u>	<u>758 282</u>		* BUTTON	2	
<u>-37</u>	<u>289 788</u>		* TEFLON TAPE - Hub cylinder	AR	

When ordering, always specify Part Number, Description, and Serial Number of Aircraft

Reissued: June 26, 1998

**PIPER AIRCRAFT
PA-46-310P/350P MALIBU
AIRPLANE PARTS CATALOG**

THIS PAGE INTENTIONALLY LEFT BLANK

**PIPER AIRCRAFT
PA-46-310P/350P MALIBU
AIRPLANE PARTS CATALOG**

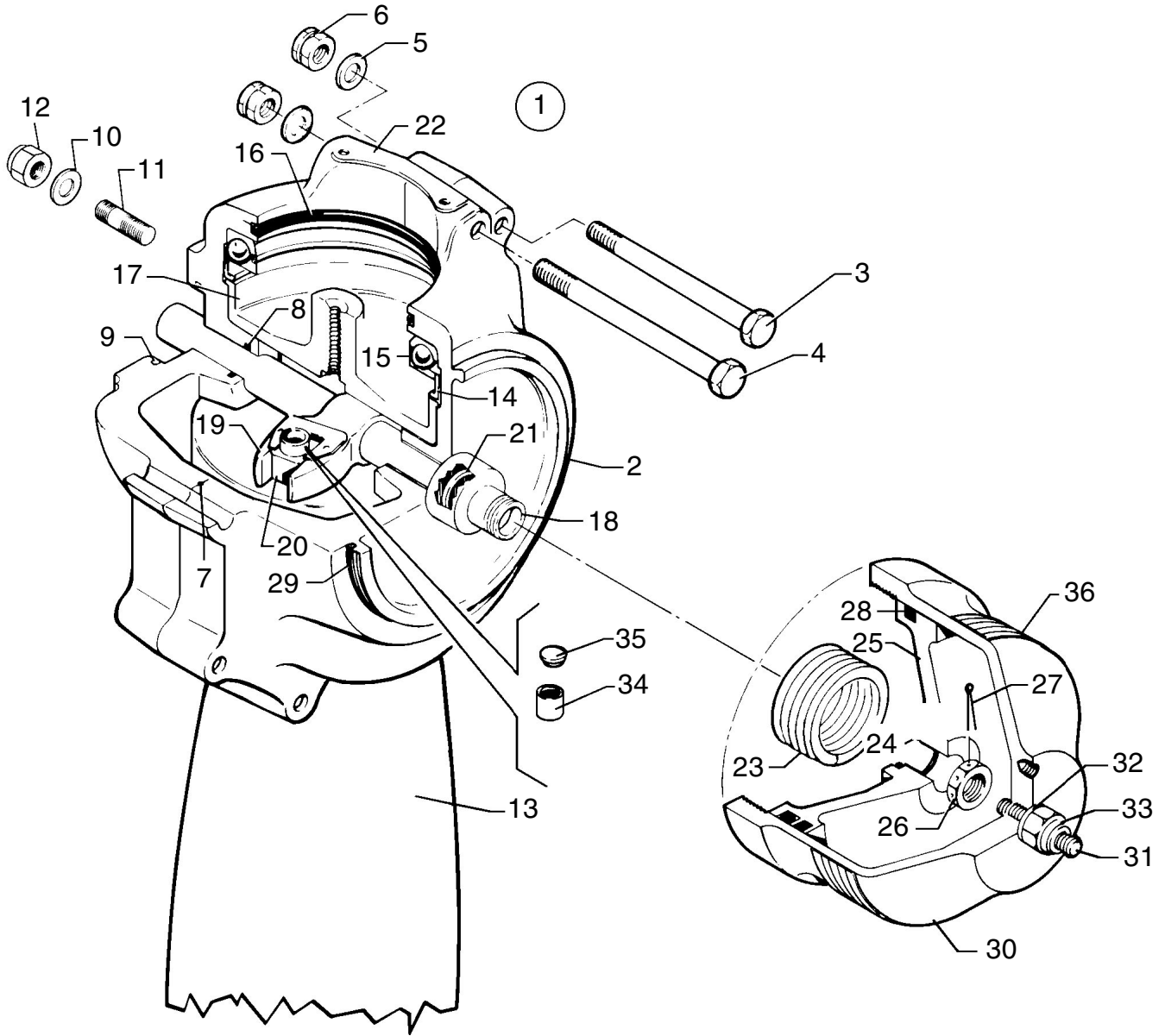


Figure 53A. Two-Blade Propeller Assembly (Hartzell) (PA-46-350P)

Reissued: September 10, 2006

**PIPER AIRCRAFT
PA-46-310P/350P MALIBU
AIRPLANE PARTS CATALOG**

CODE EXPLANATIONS FOR FIGURE 53A

PIPER AIRCRAFT

PA-46-310P/350P MALIBU

AIRPLANE PARTS CATALOG

Figure and Index Number	Part Number	Code	Nomenclature	No. Req.	Serial Numbers Affected
53A-1	551 031		PROPELLER ASSEMBLY - Hartzell, two blade	1	
-2	755 369		* HUB ASSEMBLY - Propeller	1	
-3	753 461		* BOLT - Hex head	6	
	407 567		* WASHER - (AN960-616), max. 2 under bolt head	AR	
-4	758 111		* BOLT - Hex head	4	
	407 567		* WASHER - (AN960-616), max 2. under bolt head	AR	
-5	407 587		* WASHER - (AN960-616L)	10	
-6	752 511		* NUT	10	
-7	756 241		* SEAL - Hub	2	
-8	762 678		* O-RING - Rod	1	
-9	755 800		* O-RING - Rod	1	
-10	407 569		* WASHER - (AN960-816)	6	
-11	765 484		* STUD - Flange	6	
-12	755 646		* NUT - Castle)	6	
-13	758 684		* BLADE - Propeller	2	
-14	755 968		* GUIDE RING - Bearing	2	
-15	753 463		* SPLIT BEARING - Blade	2	
-16	755 934		* O-RING - Blade	2	
-17	766 003		* PRELOAD PLATE	2	
-18	755 993		* PISTON ROD	1	
-19	754 826		* FORK - Pitch change	1	
-20	758 204		* BLOCK - Pitch change	2	
-21	755 972		* RETAINER - Split	1	
-22	756 607		* WEIGHTS - Balance	AR	
	765 485		* SCREW - Balance weights	4	
-23	757 556		* SPRING	1	
-24	755 995		* O-RING - Piston seal	1	
-25	757 302		* PISTON	1	
-26	752 513		* NUT - Piston	1	
-27	424 061		* COTTER PIN	1	
-28	752 645		* O-RING - Piston	1	
-29	755 935		* O-RING - Cylinder)	1	
-30	757 828		* CYLINDER	1	
-31	757 558		* SCREW - Low stop	1	
-32	757 559		* SEAL - Parker	1	
-33	752 534		* NUT)	1	
-34	758 280		* BUSHING - Propeller	2	
-35	758 282		* BUTTON	2	
-36	762 122		* TAPE - Fluorglas, Hub cylinder	AR	

When ordering, always specify Part Number, Description, and Serial Number of Aircraft

Reissued: June 26, 1998

**PIPER AIRCRAFT
PA-46-310P/350P MALIBU
AIRPLANE PARTS CATALOG**

THIS PAGE INTENTIONALLY LEFT BLANK

**PIPER AIRCRAFT
PA-46-310P/350P MALIBU
AIRPLANE PARTS CATALOG**

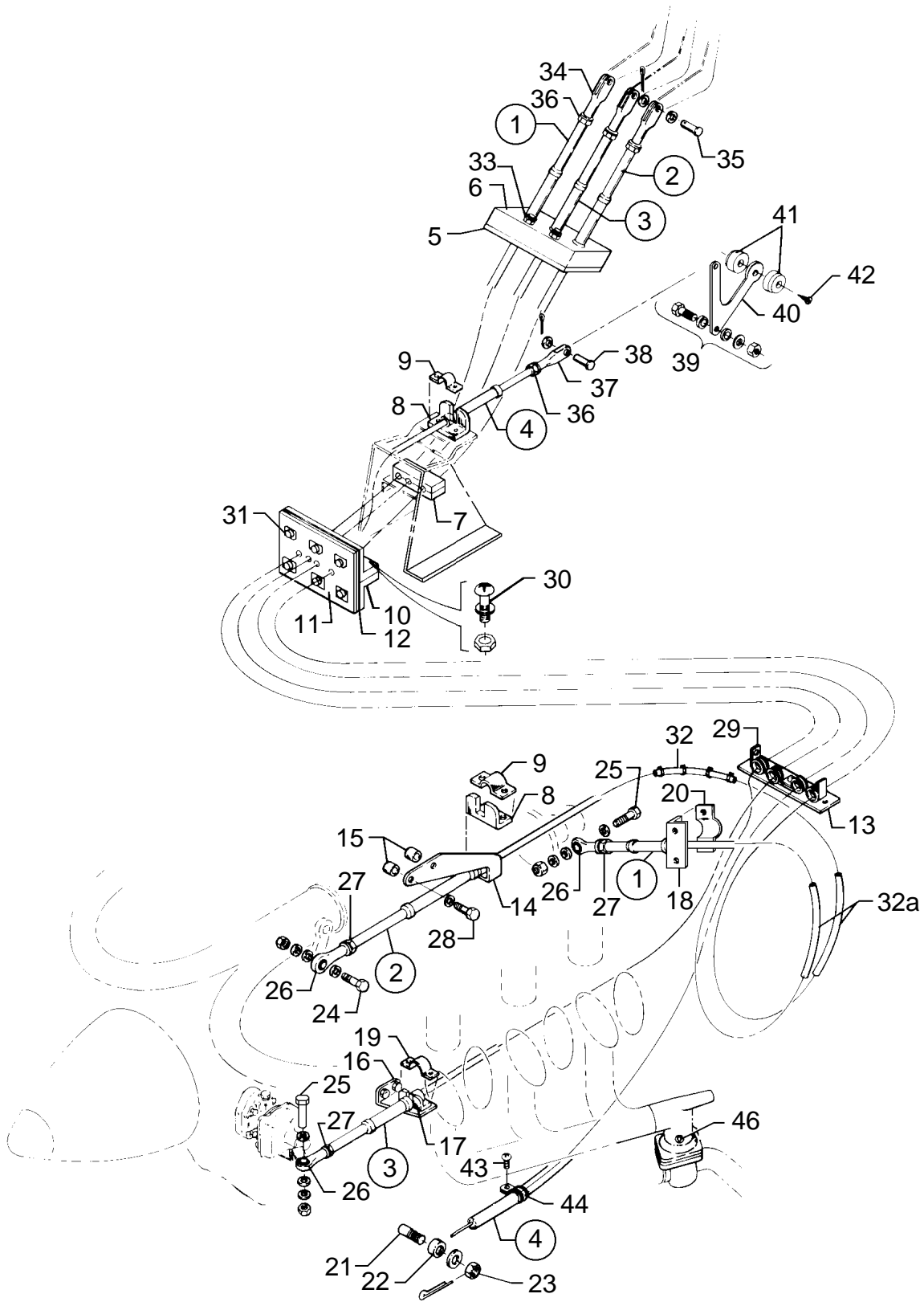


Figure 54. Engine Controls Installation (PA-46-310P)

Reissued: June 26, 1998

**PIPER AIRCRAFT
PA-46-310P/350P MALIBU
AIRPLANE PARTS CATALOG**

CODE EXPLANATIONS FOR FIGURE 54

PIPER AIRCRAFT

PA-46-310P/350P MALIBU

AIRPLANE PARTS CATALOG

Figure and Index Number	Part Number	Code	Nomenclature	No. Req.	Serial Numbers Affected
<u>54-</u>	<u>84006</u>		DRAWING - Engine Controls Installation		
<u>-1</u>	<u>653 337</u>		CONTROL CABLE ASSEMBLY - Mixture	1	
<u>-2</u>	<u>653 335</u>		CONTROL CABLE ASSEMBLY - Throttle	1	
<u>-3</u>	<u>653 336</u>		CONTROL CABLE ASSEMBLY - Propeller	1	
<u>-4</u>	<u>653 338</u>		CONTROL CABLE ASSEMBLY - Alternate air	1	
<u>-5</u>	<u>84049-02</u>		PLATE - Engine controls clamping	2	
<u>-6</u>	<u>84106-02</u>		BLOCK - Engine controls pedestal	1	
<u>-7</u>	<u>84053-05</u>		BLOCK - Control cable	2	
<u>-8</u>	<u>18132-00</u>		LUG - Control cable attachment	2	
<u>-9</u>	<u>18219-00</u>		CLAMP - Control cable attachment	2	
<u>-10</u>	<u>85153-02</u>		BLOCK - Pressure bulkhead	1	
	<u>85153-03</u>		BLOCK - Pressure bulkhead	1	
<u>-11</u>	<u>84078-02</u>		SEAL - Pressure bulkhead fire	1	
<u>-12</u>	<u>84079-02</u>		SHIELD - Pressure bulkhead fire	2	
<u>-13</u>	<u>84067-02</u>		SUPPORT - Engine control cable	1	
<u>-14</u>	<u>84076-02</u>		BRACKET - Throttle cable	1	
<u>-15</u>	<u>84044-07</u>		SPACER - Throttle cable attachment	2	
<u>-16</u>	<u>84033-02</u>		BRACKET - Propeller cable	1	
<u>-17</u>	<u>18132-02</u>		LUG - Propeller cable attachment	1	
<u>-18</u>	<u>69011-00</u>		LUG - Mixture cable attachment	1	
<u>-19</u>	<u>18219-02</u>		CLAMP - Propeller cable attachment	1	
<u>-20</u>	<u>69012-00</u>		CLAMP - Mixture cable attachment	1	
<u>-21</u>	<u>70371-03</u>		STUD - Alternate air cable attachment	1	
<u>-22</u>	<u>70371-02</u>		FITTING - Swivel	1	
<u>-23</u>	<u>407 564</u>		WASHER - (AN960-10)	1	
	<u>404 100</u>		NUT - (AN310-3)	1	
	<u>424 051</u>		COTTER PIN - (MS24665-132)	1	
<u>-24</u>	<u>400 441</u>		BOLT - (AN3-7A)	1	
	<u>62833-101</u>		WASHER - Outboard	1	
	<u>407 564</u>		WASHER - Inboard (AN960-10)	2	
	<u>404 887</u>		NUT - Self-locking (MS20365-1032C)	1	
<u>-25</u>	<u>400 441</u>		BOLT - (AN3-7A)	3	
	<u>62833-101</u>		WASHER	2	
	<u>407 564</u>		WASHER - (AN960-10)	4	
	<u>404 887</u>		NUT - Self-locking (MS20365-1032C)	2	
<u>-26</u>	<u>452 606</u>		BEARING - Rod	3	
<u>-27</u>	<u>407 043</u>		WASHER - Lock (MS35338-43)	3	
	<u>404 224</u>		NUT - (AN315-3B)	3	
<u>-28</u>	<u>401 973</u>		BOLT - (MS20074-5-10)	2	
	<u>407 586</u>		WASHER - (AN960-516L)	2	
<u>-29</u>	<u>454 929</u>		CLAMP - (PS10017-2-4)	4	
	<u>411 532</u>		SCREW - (MS35207-263)	3	
	<u>404 887</u>		NUT - (MS20365-1032C)	3	
<u>-30</u>	<u>415 293</u>		SCREW - (MS27039-0813)	2	
	<u>407 583</u>		WASHER - (AN960-8L)	2	
	<u>404 833</u>		NUT - (MS20364-8326)	2	
<u>-31</u>	<u>401 266</u>		BOLT - (AN3-5A)	6	
	<u>407 584</u>		WASHER - (AN960-10L)	6	
	<u>406 825</u>		NUT PLATE	6	
<u>-32</u>	<u>65653-09</u>		TUBING	1	46-8408001 and up
<u>-32a</u>	<u>63904-85</u>		TUBE, Vinyl - (1/16 T, 1/4 ID, 11.00 L)	1	
<u>-33</u>	<u>415 632</u>		SCREW - (MS35206-332)	4	
	<u>407 583</u>		WASHER - (AN960-8L)	4	
	<u>404 910</u>		NUT - (MS20365-832C)	4	
<u>-34</u>	<u>488 327</u>		TERMINAL - Clevis	3	

When ordering, always specify Part Number, Description, and Serial Number of Aircraft

Reissued: June 26, 1998

**PIPER AIRCRAFT
PA-46-310P/350P MALIBU
AIRPLANE PARTS CATALOG**

Figure and Index Number	Part Number	Code	Nomenclature	No. Req.	Serial Numbers Affected
<u>54-35</u>	<u>424 174</u>		PIN - (MS20392-2C11)	3	
	<u>407 584</u>		WASHER - (AN960-10L)	3	
	<u>424 051</u>		COTTER PIN	3	
<u>-36</u>	<u>407 043</u>		WASHER - (MS35338-43)	4	
	<u>404 224</u>		NUT - (AN315-3R)	4	
<u>-37</u>	<u>554 757</u>		CLEVIS - Rod end	1	
<u>-38</u>	<u>424 192</u>		PIN - (MS20392-2C15)	1	
	<u>407 584</u>		WASHER - (AN960-10L)	1	
	<u>424 051</u>		COTTER PIN	1	
<u>-39</u>	<u>401 266</u>		BOLT - (AN3-5A)	7	
	<u>407 584</u>		WASHER - (AN960-10L)	1	
	<u>404 887</u>		NUT - (MS20365-1032C)	1	
	<u>82695-21</u>		BUSHING - (.25 O.D.)	1	
	<u>82695-83</u>		BUSHING - (.625 O.D.)	2	
<u>-40</u>	<u>84119-02</u>		LEVER ASSEMBLY - Alternate air	1	
<u>-41</u>	<u>96718-02</u>		* KNOB - Alternate air lever, left	1	
	<u>96718-03</u>		* KNOB - Alternate air lever, right	1	
<u>-42</u>	<u>414 794</u>		* SCREW - (MS24693-S52)	1	
<u>-43</u>	<u>400 437</u>		BOLT - (AN3-3A)	1	
<u>-44</u>	<u>454 887</u>		CLAMP	1	
<u>-45</u>	<u>84013-96</u>		HOSE - Chafing	1	
<u>-46</u>	<u>653 467</u>		PLUG - Exhaust Gas Temperature	1	

When ordering, always specify Part Number, Description, and Serial Number of Aircraft

PIPER AIRCRAFT
PA-46-310P/350P MALIBU
AIRPLANE PARTS CATALOG

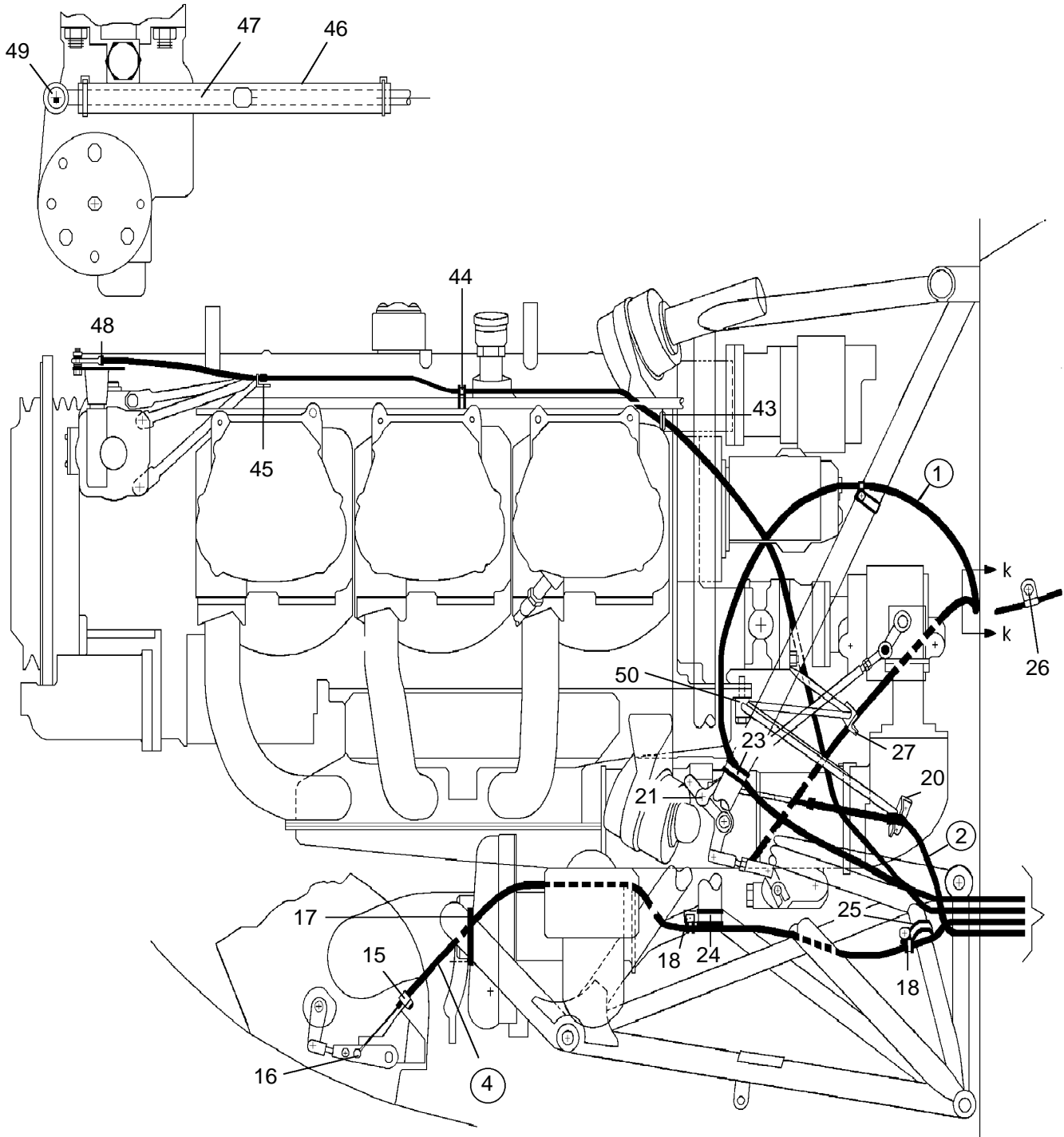


Figure 54A. Engine Controls Installation (PA-46-350P)
(Sheet 1 of 2)

Reissued: June 26, 1998

**PIPER AIRCRAFT
PA-46-310P/350P MALIBU
AIRPLANE PARTS CATALOG**

THIS PAGE INTENTIONALLY LEFT BLANK

PIPER AIRCRAFT
PA-46-310P/350P MALIBU
AIRPLANE PARTS CATALOG

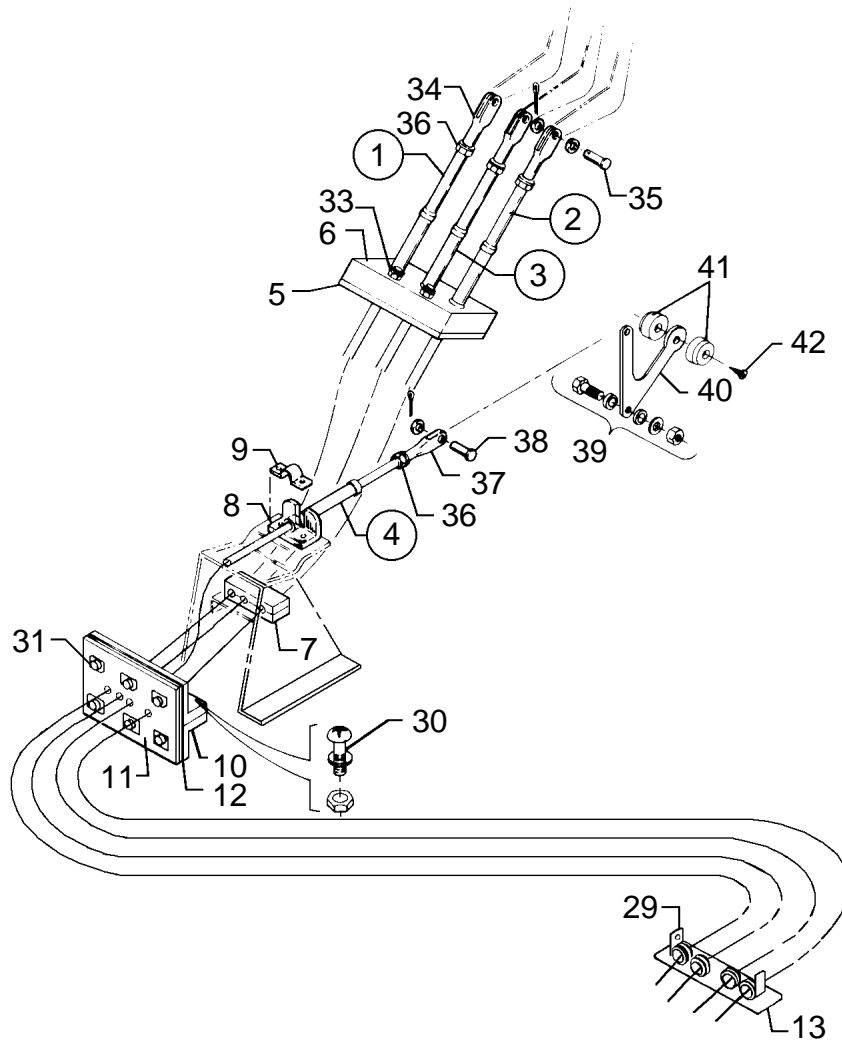


Figure 54A. Engine Controls Installation (PA-46-350P)
(Sheet 2 of 2)

Reissued: June 26, 1998

**PIPER AIRCRAFT
PA-46-310P/350P MALIBU
AIRPLANE PARTS CATALOG**

CODE EXPLANATIONS FOR FIGURE 54A.

A - See the latest revision of Service Bulletin 951.

**PIPER AIRCRAFT
PA-46-310P/350P MALIBU
AIRPLANE PARTS CATALOG**

Figure and Index Number	Part Number	Code	Nomenclature	No. Req.	Serial Numbers Affected
54A-	84006		DRAWING - Engine Controls Installation		
-1	653 337	A	CONTROL CABLE ASSEMBLY - Mixture	1	
-2	455 361		CONTROL CABLE ASSEMBLY - Throttle	1	
-3	455 359		CONTROL CABLE ASSEMBLY - Propeller	1	
-4	653 634		CONTROL CABLE ASSEMBLY - Alternate air	1	
-5	84049-02		PLATE - Engine controls clamping	2	
-6	84106-02		BLOCK - Engine controls pedestal	1	
-7	84053-05		BLOCK - Control cable	2	
-8	18132-00		LUG - Control cable attachment	2	
-9	18219-00		CLAMP - Control cable attachment	2	
-10	85153-02		BLOCK - Pressure bulkhead	1	
	85153-03		BLOCK - Pressure bulkhead	1	
-11	84078-02		SEAL - Pressure bulkhead fire	1	
-12	84079-02		SHIELD - Pressure bulkhead fire	2	
-13	84067-02		SUPPORT - Engine control cable	1	
-14	407 043		WASHER - (MS35338-43)	1	
	404 224		NUT - (AN315-3R)	1	
-15	454 887		CLAMP	1	
	400 437		BOLT - (AN3-3A)	1	
	407 584		WASHER - (AN960-10L)	1	
	404 887		NUT - (MS20365-1032C)	1	
-16	70371-02		FITTING - Swivel	1	
	70371-03		STUD	1	
	407 584		WASHER - (AN960-10L)	1	
	404 100		NUT - Castle (AN310-3)	1	
	424 051		COTTER PIN	1	
-17	488 696		STRAP	1	
-18	454 929		CLAMP	2	
	411 533		SCREW - (MS35207-264)	2	
	407 584		WASHER - (AN960-10L)	2	
	404 887		NUT - (MS20365-1032C)	2	
-19	-----		Deleted		
-20	89711-02		BRACKET - Throttle control cable	1	
	18219-02		CLAMP	1	
	415 498		SCREW - (MS35206-245)	2	
	407 583		WASHER - (AN960-8L)	2	
	404 833		NUT - (MS20364-832C)	2	
-21	452 606		ROD END	1	
	407 043		WASHER - (MS35338-43)	1	
	404 224		NUT - (AN315-3R)	1	
-22	-----		Deleted		
-23	654-088		CLAMP - Engine mount, cable securing (MS21919-H19)	4	
	455 005		CLAMP - Cable (mixture)	2	
	411 532		SCREW - (MS35207-263)	2	
	407 584		WASHER - (AN960-10L)	2	
	404 887		NUT - (MS20365-1032C)	2	
-24	454 862		CLAMP	1	
-25	454 868		CLAMP - (engine control cables to engine mount)	2	
-26	554 867		CLAMP - Bleed air crossover tube	1	
	454 929		CLAMP - Mixture cable	1	
	517 262		SCREW - (MS35207-262)	1	
	404 887		NUT - Self locking (MS20365-1032C)	1	

When ordering, always specify Part Number, Description, and Serial Number of Aircraft

Reissued: September 10, 2006

PIPER AIRCRAFT

PA-46-310P/350P MALIBU

AIRPLANE PARTS CATALOG

Figure and Index Number	Part Number	Code	Nomenclature	No. Req.	Serial Numbers Affected
<u>54A-27</u>	<u>100851-02</u>		BRACKET - Mixture control cable	1	
	<u>18219-02</u>		CLAMP	1	
	<u>415 498</u>		SCREW - (MS35206-245)	2	
	<u>407 583</u>		WASHER - (AN960-8L)	2	
	<u>404 529</u>		NUT - (MS21042-08)	2	
<u>-28</u>	<u>452 606</u>		ROD END	1	
<u>-29</u>	<u>454 929</u>		CLAMP	4	
	<u>411 532</u>		SCREW - (MS35207-263)	3	
	<u>404 887</u>		NUT - (MS20365-1032C)	3	
<u>-30</u>	<u>415 293</u>		SCREW - (MS27039-0813)	2	
	<u>407 583</u>		WASHER - (AN960-8L)	2	
	<u>404 833</u>		NUT - (MS20364-832C)	2	
<u>-31</u>	<u>401 266</u>		BOLT - (AN3-5A)	6	
	<u>407 584</u>		WASHER - (AN960-10L)	6	
	<u>406 825</u>		NUT PLATE	6	
<u>-32</u>	<u>400 441</u>		BOLT - (AN3-7A)	1	
	<u>407 564</u>		WASHER - (AN960-10)	2	
	<u>404 887</u>		NUT - (MS20365-1032C)	1	
<u>-33</u>	<u>415 632</u>		SCREW - (MS35206-332)	4	
	<u>407 583</u>		WASHER - (AN960-8L)	4	
	<u>404 910</u>		NUT - (MS20365-832C)	4	
<u>-34</u>	<u>488 327</u>		TERMINAL - Clevis	3	
<u>-35</u>	<u>424 174</u>		PIN	3	
	<u>407 584</u>		WASHER - (AN960-10L)	3	
	<u>424 051</u>		COTTER PIN	3	
<u>-36</u>	<u>407 043</u>		WASHER - (MS35338-43)	4	
	<u>404 224</u>		NUT - (AN315-3R)	4	
<u>-37</u>	<u>554 757</u>		CLEVIS - Rod end	1	
<u>-38</u>	<u>424 192</u>		PIN	1	
	<u>407 584</u>		WASHER - (AN960-10L)	1	
	<u>424 051</u>		COTTER PIN	1	
<u>-39</u>	<u>401 266</u>		BOLT - (AN3-5A)	7	
	<u>407 584</u>		WASHER - (AN960-10L)	1	
	<u>404 887</u>		NUT - (MS20365-1032C)	1	
	<u>82695-21</u>		BUSHING - (.25 O.D.)	1	
	<u>82695-83</u>		BUSHING - (.625 O.D.)	2	
<u>-40</u>	<u>84119-02</u>		LEVER ASSEMBLY - Alternate air	1	
<u>-41</u>	<u>96718-02</u>		* KNOB - Alternate air lever, left	1	
	<u>96718-03</u>		* KNOB - Alternate air lever, right	1	
<u>-42</u>	<u>414 794</u>		* SCREW - (MS24693-S52)	1	
<u>-43</u>	<u>434 134</u>		GROMMET - Thru center baffle	1	
<u>-44</u>	<u>455 005</u>		CLAMP - Crossover deck line	2	
	<u>411 532</u>		SCREW - (MS35207-263)	1	
	<u>407 584</u>		WASHER - (AN960-10L)	1	
	<u>404 887</u>		NUT - (MS20365-1032C)	1	
<u>-45</u>	<u>89710-02</u>		BRACKET	1	
	<u>18219-02</u>		CLAMP	1	
	<u>415 498</u>		SCREW - (MS35206-245)	2	
	<u>407 583</u>		WASHER - (AN960-8L)	2	
	<u>404 910</u>		NUT - Locking (MS20365-832C)	2	
<u>-46</u>	<u>553 182</u>		BOOT	1	
	<u>488 722</u>		STRAP	2	
<u>-47</u>	<u>452 606</u>		ROD END	1	
<u>-48</u>	<u>407 043</u>		WASHER - (MS35338-43)	1	
	<u>404 224</u>		NUT - (AN315-3R)	1	

When ordering, always specify Part Number, Description, and Serial Number of Aircraft

**PIPER AIRCRAFT
PA-46-310P/350P MALIBU
AIRPLANE PARTS CATALOG**

Figure and Index Number	Part Number	Code	Nomenclature	No. Req.	Serial Numbers Affected
54A-49	400 441		BOLT - (AN3-7A)	1	
	407 564		WASHER - Bolt head (AN960-10)	1	
	407 584		WASHER - Govenor arm (AN960-10L)	1	
	407 564		WASHER - Govenor arm (AN960-10)	1	
	62833-101		WASHER - Top of rod end	1	
	404 887		NUT - Top of rod end (MS20365-1032C)	1	
-50	418 433		BOLT - (MS35291-13)	2	
	407 136		WASHER - (AN936A-416)	2	
	407 565		WASHER - (AN960-416)	2	
-51	554 619		CLAMP - Engine control cables (MS21919WH4)	6	
-52	455 004		CLAMP - Engine control cables (MS21919WH12)	2	

When ordering, always specify Part Number, Description, and Serial Number of Aircraft

Reissued: September 10, 2006

**PIPER AIRCRAFT
PA-46-310P/350P MALIBU
AIRPLANE PARTS CATALOG**

THIS PAGE INTENTIONALLY LEFT BLANK

PIPER AIRCRAFT
PA-46-310P/350P MALIBU
AIRPLANE PARTS CATALOG

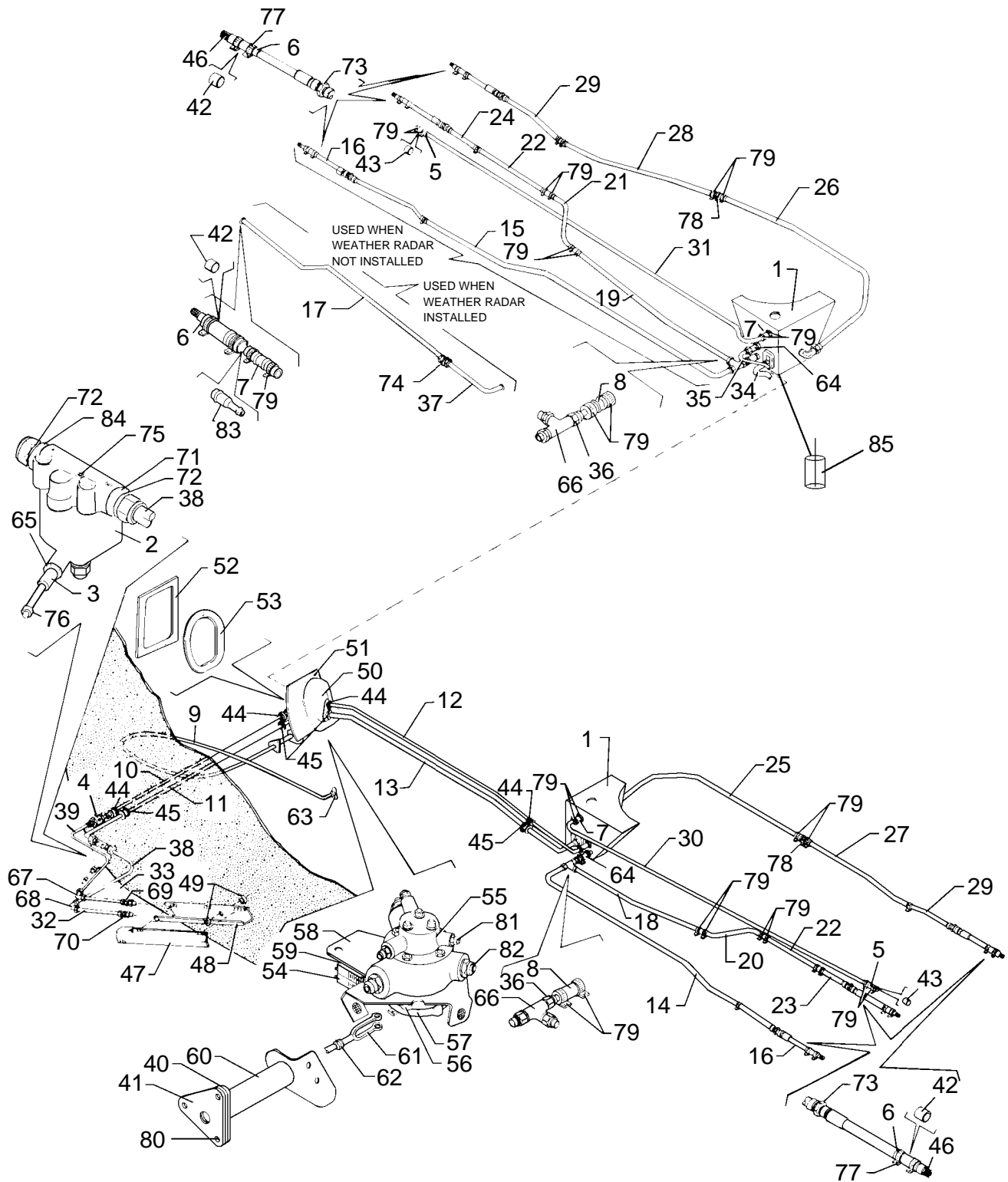


Figure 55. Fuel System Installation (PA-46-310P)

Reissued: June 26, 1998

**PIPER AIRCRAFT
PA-46-310P/350P MALIBU
AIRPLANE PARTS CATALOG**

CODE EXPLANATIONS FOR FIGURE 55

- A - See Figure 56 for component parts.
- B - If radar installed.

PIPER AIRCRAFT

PA-46-310P/350P MALIBU

AIRPLANE PARTS CATALOG

Figure and Index Number	Part Number	Code	Nomenclature	No. Req.	Serial Numbers Affected
<u>55-</u>	<u>84005</u> <u>84540</u>		DRAWING - Fuel System Installation DRAWING - Fuel Selector Switch Installation		
<u>-1</u>	<u>84029-02</u> <u>84029-03</u>	A A	TANK ASSEMBLY - Collector, left TANK ASSEMBLY - Collector, right	1 1	
<u>-2</u>	<u>561 028</u> <u>599 180</u>	A A	FILTER ASSEMBLY - Fuel FILTER ASSEMBLY - Fuel	1 1	
<u>-3</u>	<u>592 611</u>		VALVE - Drain	1	
<u>-4</u>	<u>492 108</u>		VALVE - Check, Vapor return, Fwd fuselage	1	
<u>-5</u>	<u>84013-06</u>		HOSE - Vent (3.0 L)	2	
<u>-6</u>	<u>84013-05</u>		HOSE - (3.0 L)	6	
<u>-7</u>	<u>84013-02</u> <u>84013-02</u>		HOSE - (2.5 L) HOSE - (2.5 L)	2 3	
<u>-8</u>	<u>84013-03</u>	B	HOSE - (2.5 L)	8	
<u>-9</u>	<u>653 339</u>		CABLE ASSEMBLY - Control, selector valve	1	
<u>-10</u>	<u>84098-02</u>		TUBE ASSEMBLY - Vapor return, fwd fuselage (1/4")	1	
<u>-11</u>	<u>84144-02</u>		TUBE ASSEMBLY - Fuel, selector valve to fuel filter	1	
<u>-12</u>	<u>84095-02</u>		TUBE ASSEMBLY - Vapor return, fuselage crossover (1/4")	1	
<u>-12a</u>	<u>63913-199</u> <u>488 702</u>		PROTECTIVE SLEEVE - Fuel vent line 12" TIE WRAPS - Sleeve	1 4	
<u>-13</u>	<u>84095-03</u>		TUBE ASSEMBLY - Fuel, fuselage crossover (1/2")	1	
<u>-14</u>	<u>84015-14</u>		TUBE ASSEMBLY - Forward, left wing	1	
<u>-15</u>	<u>84015-39</u>		TUBE ASSEMBLY - Forward, right wing	1	
<u>-16</u>	<u>84015-12</u> <u>84015-12</u>		TUBE ASSEMBLY - Forward, outlet TUBE ASSEMBLY - Forward, outlet, left	2 1	
<u>-17</u>	<u>84130-02</u>	B	TUBE ASSEMBLY - Forward, outlet, right	1	
<u>-18</u>	<u>84015-16</u>		TUBE ASSEMBLY - Middle, inboard left wing	1	
<u>-19</u>	<u>84015-17</u>		TUBE ASSEMBLY - Middle, inboard right wing	1	
<u>-20</u>	<u>84015-28</u>		TUBE ASSEMBLY - Middle, left wing	1	
<u>-21</u>	<u>84015-29</u>		TUBE ASSEMBLY - Middle, right wing	1	
<u>-22</u>	<u>84015-27</u>		TUBE ASSEMBLY - Middle, outboard, wing	2	
<u>-23</u>	<u>84015-10</u>		TUBE ASSEMBLY - Middle, left wing, outlet	1	
<u>-24</u>	<u>84015-11</u>		TUBE ASSEMBLY - Middle, right wing, outlet	1	
<u>-25</u>	<u>84015-18</u>		TUBE ASSEMBLY - Rear, inboard, left wing	1	
<u>-26</u>	<u>84015-19</u>		TUBE ASSEMBLY - Rear, inboard, right wing	1	
<u>-27</u>	<u>84015-30</u>		TUBE ASSEMBLY - Rear, outboard, left wing	1	
<u>-28</u>	<u>84015-31</u>		TUBE ASSEMBLY - Rear, outboard, right wing	1	
<u>-29</u>	<u>84015-24</u>		TUBE ASSEMBLY - Rear, outlet	2	
<u>-30</u>	<u>84015-20</u>		TUBE ASSEMBLY - Vent, tank to tank, left wing	1	
<u>-31</u>	<u>84015-21</u> <u>84131-02</u>		TUBE ASSEMBLY - Vent, tank to tank, right wing TUBE ASSEMBLY - Vent, tank to tank, right wing	1 1	
<u>-32</u>	<u>84015-13</u>	B	TUBE ASSEMBLY - Fuel, firewall	1	
<u>-33</u>	<u>84015-25</u>		TUBE ASSEMBLY - Vapor return, firewall	1	
<u>-34</u>	<u>84015-06</u>		TUBE ASSEMBLY - Fuel, selector valve to collector tank	1	
<u>-35</u>	<u>84015-08</u>		TUBE ASSEMBLY - Vapor return, selector valve to collector tank, right	1	
<u>-36</u>	<u>84015-03</u>		TUBE ASSEMBLY - Collector tank, adapter	2	
<u>-37</u>	<u>84015-15</u>	B	TUBE ASSEMBLY - Forward, inboard, right wing	1	
<u>-38</u>	<u>84015-05</u>		TUBE ASSEMBLY - Fuel, filter to firewall	1	
<u>-39</u>	<u>84015-26</u>		TUBE ASSEMBLY - Vapor return, check valve to firewall	1	
<u>-40</u>	<u>84091-05</u>		GASKET - Closeout	1	
<u>-41</u>	<u>84091-06</u>		COVER - Closeout	1	
<u>-42</u>	<u>84044-08</u>		SPACER - Nylon (.760 O.D.)	6	
<u>-43</u>	<u>84044-09</u>		SPACER - Nylon (.510 O.D.)	2	
<u>-44</u>	<u>434 154</u>		GROMMET	4	
<u>-45</u>	<u>434 172</u>		GROMMET	4	

When ordering, always specify Part Number, Description, and Serial Number of Aircraft

Reissued: June 26, 1998

PIPER AIRCRAFT

PA-46-310P/350P MALIBU

AIRPLANE PARTS CATALOG

Figure and Index Number	Part Number	Code	Nomenclature	No. Req.	Serial Numbers Affected
<u>55-46</u>	<u>84027-02</u>		SCREEN ASSEMBLY - Finger	6	
<u>-47</u>	<u>84062-02</u>		SHROUD ASSEMBLY - Outer	1	
<u>-48</u>	<u>84062-03</u>		SHROUD ASSEMBLY - Inner	1	
<u>-49</u>	<u>95061-186</u>		SPACER	2	
<u>-50</u>	<u>84089-02</u>		CLOSEOUT ASSEMBLY - Pressure, right fuel line	1	
<u>-51</u>	<u>84103-02</u>		PLATE ASSEMBLY - Pressure closeout	1	
	<u>515 717</u>		SCREW - (MS35206-246)	18	
	<u>407 563</u>		WASHER - (AN960-8)	18	
<u>-52</u>	<u>84101-02</u>		GASKET - Plate	1	
<u>-53</u>	<u>84101-03</u>		GASKET - Closeout	1	
<u>-54</u>	<u>688 161</u>		SWITCH - Fuel selector	2	
<u>-55</u>	<u>492 360</u>		VALVE - Fuel selector	1	
<u>-56</u>	<u>84111-02</u>		CAM - Fuel selector	1	
<u>-57</u>	<u>84111-03</u>		CAM - Fuel selector	1	
<u>-58</u>	<u>84065-02</u>	<u>B</u>	SUPPORT ASSEMBLY - Fuel selector	1	
<u>-59</u>	<u>84112-02</u>		SPACER - Block	1	
<u>-60</u>	<u>84091-02</u>		CLOSEOUT ASSEMBLY - Pressure, fuel selector cable	1	
<u>-61</u>	<u>554 757</u>		CLEVIS - Rod end	1	
<u>-62</u>	<u>404 224</u>		NUT - (AN315-3R)	1	
	<u>407 043</u>		WASHER - (MS35338-43)	1	
<u>-63</u>	<u>84083-02</u>		KNOB ASSEMBLY - Fuel selector	1	
<u>-64</u>	<u>491 060</u>		UNION - Vapor return/collector tank	2	
	<u>484 842</u>		O-RING - Packing	1	
<u>-65</u>	<u>484 842</u>		O-RING - Fuel filter drain	3	
<u>-66</u>	<u>488 532</u>		TEE	2	
<u>-67</u>	<u>458 934</u>		ELBOW	1	
<u>-68</u>	<u>458 849</u>		ELBOW	1	
<u>-69</u>	<u>491 055</u>		UNION	1	
<u>-70</u>	<u>491 102</u>		UNION	1	
<u>-71</u>	<u>491 053</u>		UNION	1	
<u>-72</u>	<u>484 846</u>		O-RING	2	
<u>-73</u>	<u>584 276</u>		REDUCER	6	
<u>-74</u>	<u>484 288</u>	<u>B</u>	REDUCER	1	
<u>-75</u>	<u>581 312</u>		PLUG	1	
<u>-76</u>	<u>553 578</u>		BUSHING	1	
<u>-77</u>	<u>554 797</u>		CLAMP	12	
<u>-78</u>	<u>454 997</u>		CLAMP	2	
	<u>400 438</u>		BOLT - (AN3-4A)	2	
	<u>407 564</u>		WASHER - (AN960-10)	2	
	<u>404 887</u>		NUT - (MS20365-1032C)	2	
<u>-79</u>	<u>554 659</u>		CLAMP	24	
<u>-80</u>	<u>415 318</u>		SCREW - (MS27039-1-08)	3	
	<u>407 564</u>		WASHER - (AN960-10)	3	
	<u>404 887</u>		NUT - (AN365-1032)	3	
<u>-81</u>	<u>491 050</u>		UNION	3	
	<u>484 842</u>		O-RING	3	
<u>-82</u>	<u>491 053</u>		UNION	3	
	<u>484 846</u>		O-RING	3	
<u>-83</u>	<u>84129-02</u>	<u>B</u>	FITTING - Nipple reducer	1	
<u>-84</u>	<u>491 053</u>		UNION	1	
	<u>458 914</u>		ELBOW	1	
	<u>477 621</u>		NUT - (AN924-8D)	1	
<u>-85</u>	<u>455 732</u>		FUEL SAMPLER	1	

When ordering, always specify Part Number, Description, and Serial Number of Aircraft

PIPER AIRCRAFT
PA-46-310P/350P MALIBU
AIRPLANE PARTS CATALOG

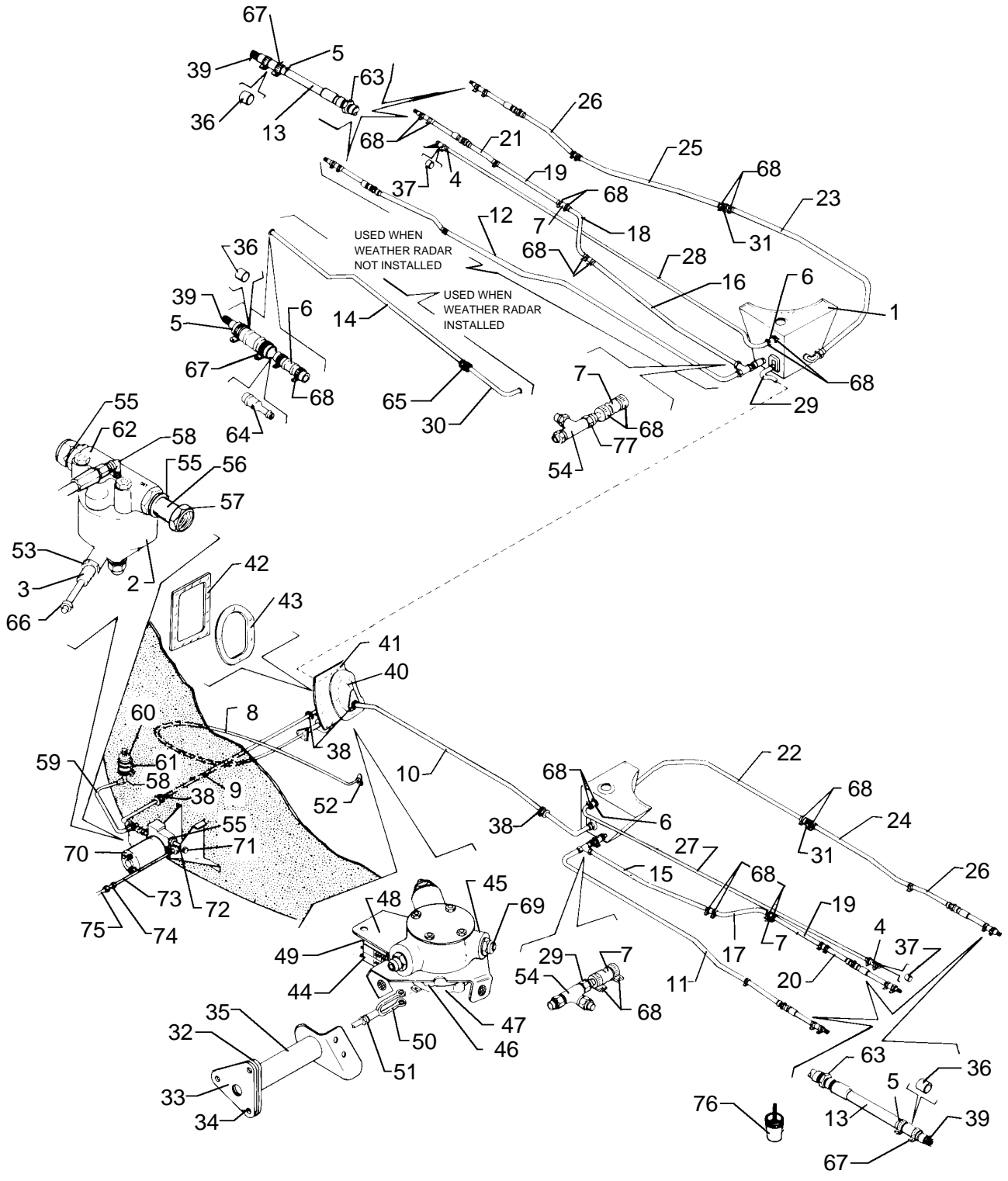


Figure 55A. Fuel System Installation (PA-46-350P)

Reissued: June 26, 1998

**PIPER AIRCRAFT
PA-46-310P/350P MALIBU
AIRPLANE PARTS CATALOG**

CODE EXPLANATIONS FOR FIGURE 55A

- A - See Figure 56 for component parts.
- B - If radar is installed.

**PIPER AIRCRAFT
PA-46-310P/350P MALIBU
AIRPLANE PARTS CATALOG**

Figure and Index Number	Part Number	Code	Nomenclature	No. Req.	Serial Numbers Affected
55A-	89760		DRAWING - Fuel System Installation		
	84540		DRAWING - Fuel Selector Switch Installation		
-1	84029-18	A	TANK ASSEMBLY - Collector, left	1	
	84029-17	A	TANK ASSEMBLY - Collector, right	1	
-2	561 028	A	FILTER ASSEMBLY - Fuel	1	
	599 180	A	FILTER ASSEMBLY - Fuel	1	
-3	592 611		VALVE DRAIN	1	
-4	84013-06		HOSE - Vent (3.0 L)	2	
-5	84013-05		HOSE - (3.0 L)	6	
-6	84013-02		HOSE - (2.5 L)	2	
	84013-02	B	HOSE - (2.5 L)	3	
	84013-03		HOSE - (2.5 L)	8	
-8	653 339		CABLE ASSEMBLY - Control, selector valve	1	
-9	84144-02		TUBE ASSEMBLY - Fuel selector valve to check valve	1	
-10	84095-03		TUBE ASSEMBLY - Fuel, fuselage crossover	1	
	554 582		CLAMP - left and right	2	
	415 306		SCREW	2	
	404 833		NUT	2	
-11	84015-14		TUBE ASSEMBLY - Forward left wing	1	
-12	84015-39		TUBE ASSEMBLY - Forward right wing	1	
-13	84015-12		TUBE ASSEMBLY - Forward outlet	2	
	84015-12	B	TUBE ASSEMBLY - Forward outlet, left	1	
	84130-02	B	TUBE ASSEMBLY - Forward outlet, right	1	
-15	84015-101		TUBE ASSEMBLY - Middle inboard left wing	1	
-16	84015-102		TUBE ASSEMBLY - Middle inboard right wing	1	
-17	84015-99		TUBE ASSEMBLY - Middle left wing	1	
-18	84015-100		TUBE ASSEMBLY - Middle right wing	1	
-19	84015-27		TUBE ASSEMBLY - Middle outboard wing	2	
-20	84015-10		TUBE ASSEMBLY - Middle left wing outlet	1	
-21	84015-11		TUBE ASSEMBLY - Middle right wing outlet	1	
-22	84015-18		TUBE ASSEMBLY - Rear inboard left wing	1	
-23	84015-19		TUBE ASSEMBLY - Rear inboard right wing	1	
-24	84015-30		TUBE ASSEMBLY - Rear outboard left wing	1	
-25	84015-31		TUBE ASSEMBLY - Rear outboard right wing	1	
-26	84015-24		TUBE ASSEMBLY - Rear outlet	2	
-27	84015-20		TUBE ASSEMBLY - Vent, collector tank to fuel tank left	1	
-28	84015-21		TUBE ASSEMBLY - Vent, collector tank to fuel tank right	1	
	84131-02	B	TUBE ASSEMBLY - Vent, collector tank to fuel tank right	1	
-29	84015-06		TUBE ASSEMBLY - Fuel, selector valve to collector tank	1	
-30	84015-15	B	TUBE ASSEMBLY - Forward inboard right wing	1	
-31	454 997		CLAMP	2	
	400 438		BOLT - (AN3-4A)	2	
	407 564		WASHER - (AN960-10)	2	
	404 887		NUT - (MS20365-1032C)	2	
-32	84091-05		GASKET - Closeout, fuel selector cable	1	
-33	84091-06		COVER - Closeout, fuel selector cable	1	
-34	415 318		SCREW - (MS27039-1-08)	3	
	407 564		WASHER - (AN960-10)	3	
	404 887		NUT - (MS20365-1032C)	3	
-35	84091-02		CLOSEOUT - Cable, fuel selector	1	
-36	84044-08		SPACER - Nylon (.760 O.D.)	6	
-37	84044-09		SPACER - Nylon (.510 O.D.)	2	
-38	434 172		GROMMET	4	
-39	84027-02		SCREEN ASSEMBLY - Finger, fuel outlet	6	
-40	84089-10		CLOSEOUT ASSEMBLY - Pressure, fuel selector	1	

When ordering, always specify Part Number, Description, and Serial Number of Aircraft

Reissued: September 10, 2006

PIPER AIRCRAFT

PA-46-310P/350P MALIBU

AIRPLANE PARTS CATALOG

Figure and Index Number	Part Number	Code	Nomenclature	No. Req.	Serial Numbers Affected
55A-41	84103-02		PLATE ASSEMBLY - Pressure closeout	1	
	515 717		SCREW - (MS35206-246)	18	
	407 563		WASHER - (AN960-8)	18	
-42	84101-02		GASKET - Plate assembly	1	
-43	84101-03		GASKET - Closeout	1	
-44	688 161		SWITCH - Fuel selector	2	
-45	592 628		VALVE - Fuel selector	1	
-46	84111-02		CAM - Fuel selector	1	
-47	84111-03		CAM - Fuel selector	1	
-48	84065-05		SUPPORT ASSEMBLY - Fuel selector	1	
-49	84112-02		SPACER - Block	1	
-50	554 757		CLEVIS - Rod end	1	
-51	404 224		NUT - (AN315-3R)	1	
	407 043		WASHER - (MS35338-43)	1	
-52	84083-02		KNOB ASSEMBLY - Fuel selector cable	1	
-53	484 842		O-RING - (MS29512-04) fuel filter drain	1	
-54	488 532		TEE	2	
-55	484 846		O-RING - Fuel filter and pump	4	
-56	491 180		UNION - Fuel filter/pump	1	
-57	477 621		NUT - (AN924-8D)	1	
-58	458 893		FITTING - Elbow	2	
-59	63901-142		HOSE	1	
-60	74093-02		SWITCH - Fuel pressure	1	
-61	554 776		CLAMP	2	
	415 498		SCREW - (MS35206-246)	2	
	407 563		WASHER - (AN960-8)	2	
-62	458 914		ELBOW - Fuel filter	1	
	477 621		NUT - (AN924-8D)	1	
	484 846		O-RING	1	
-63	584 276		REDUCER	6	
-64	84129-02	B	REDUCER	1	
-65	484 288	B	REDUCER	1	
-66	553 578		BUSHING - Fuel filter drain	1	
-67	554 797		CLAMP	12	
-68	554 659		CLAMP	4	
-69	491 053		UNION	3	
	484 846		O-RING	3	
-70	481 875		PUMP - Emergency, fuel	1	
-71	401 918		BOLT - Pump support bracket	3	
	407 565		WASHER - (AN960-416)	3	
	85123-02		WASHER - Rubber	6	
-72	458 905		ELBOW - (AN833-8D)	1	
	477 621		NUT - (AN824-8D)	1	
	484 846		O-RING	1	
-73	57401-33		TUBE ASSEMBLY - Electric fuel pump/firewall	1	
-74	491 068		UNION	1	
	477 691		NUT - (AN924-8)	1	
	407 573		WASHER - (AN960-1216)	1	
-75	39995-50		HOSE ASSEMBLY	1	
-76	455 732		FUEL SAMPLER	1	
-77	84015-03		REDUCER	2	

When ordering, always specify Part Number, Description, and Serial Number of Aircraft

PIPER AIRCRAFT
PA-46-310P/350P MALIBU
AIRPLANE PARTS CATALOG

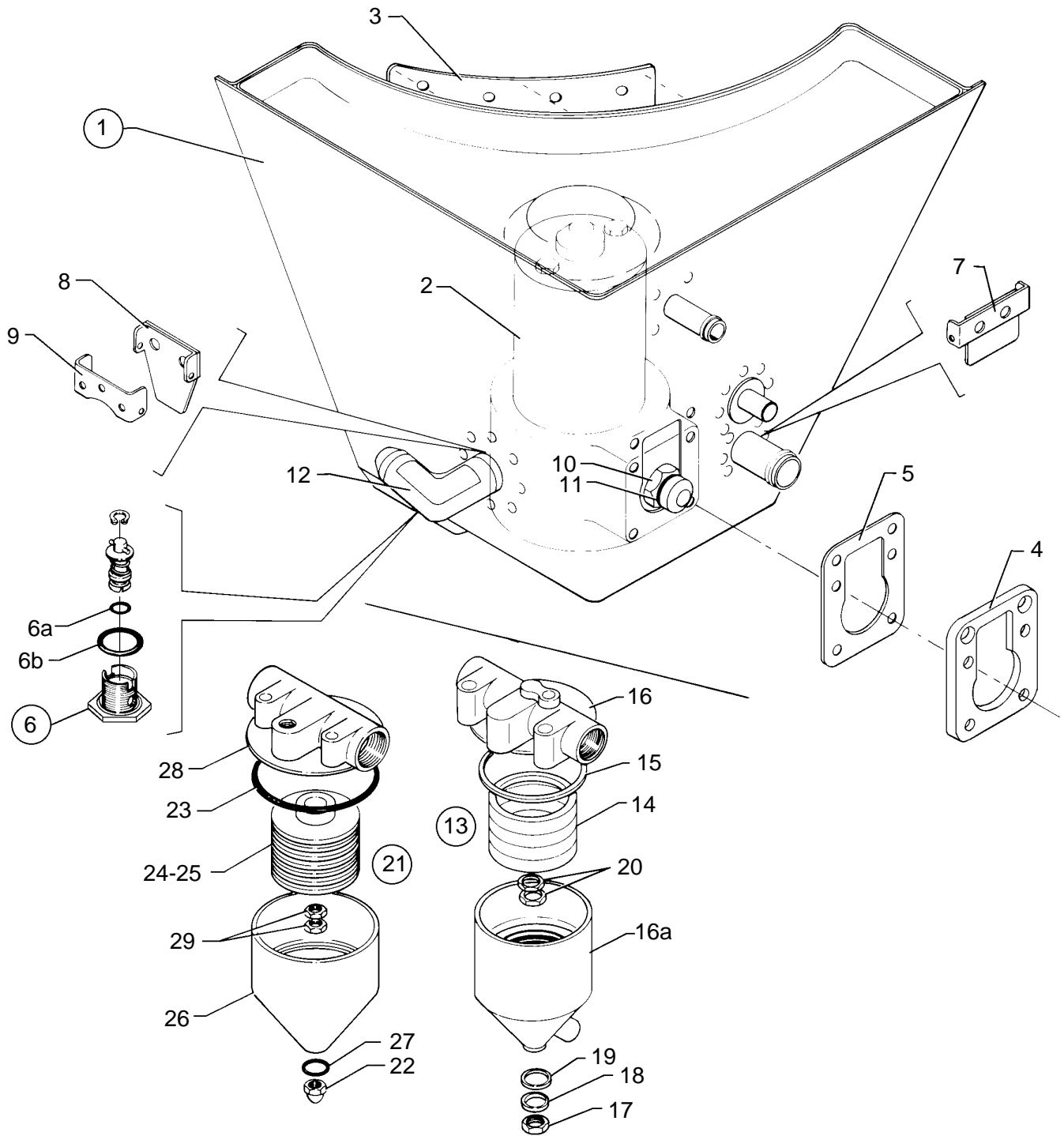


Figure 56. Fuel System Components

Reissued: June 26, 1998

**PIPER AIRCRAFT
PA-46-310P/350P MALIBU
AIRPLANE PARTS CATALOG**

CODE EXPLANATIONS FOR FIGURE 56

- A - PA-46-310P only.
- B - PA-46-350P only.
- C - Alternate filter assembly (Piper code 599 180, AirMaze 02W072322) available as an assembly only. For replacement packing order item 23, for replacement gasket order item 27.

PIPER AIRCRAFT

PA-46-310P/350P MALIBU

AIRPLANE PARTS CATALOG

Figure and Index Number	Part Number	Code	Nomenclature	No. Req.	Serial Numbers Affected
56-	84005	A	DRAWING - Fuel System Installation		
	89760	B	DRAWING - Fuel System Installation		
-1	84029-02	A	TANK ASSEMBLY - Collector, left	1	
	84029-03	A	TANK ASSEMBLY - Collector, right	1	
	84029-18	B	TANK ASSEMBLY - Collector, left	1	
	84029-17	B	TANK ASSEMBLY - Collector, right	1	
-2	481 854	A	* PUMP ASSEMBLY - Fuel, electric	1	
	84100-03	B	* PUMP ASSEMBLY - Fuel, electric	1	
-3	84056-11		* PLATE - Cover	1	
-4	84086-02		* SPACER - Fuel pump	1	
-5	84087-02		* GASKET - Fuel pump	1	
-6	492 361		* VALVE - Drain	1	
-6a	484 953		* O-RING - Internal	1	
-6b	752 641		* O-RING - External	1	
-7	84114-06		* FLAPPER - Front	1	
-8	84114-02		* FLAPPER - Side	1	
-9	84114-03		* SUPPORT - Fuel check valve	1	
-10	491 053		* UNION	1	
-11	484 846		* O-RING	1	
-12	558 768		* ELBOW	1	
-13	561 028		FILTER ASSEMBLY - Fuel	1	
-14	764 510		* ELEMENT - Fuel filter	1	
-15	763 542		* PACKING - O-ring	1	
-16	755 368		* HEAD ASSEMBLY - Fuel filter	1	
-16a	764 715		* CASE ASSEMBLY - Fuel filter	1	
-17	755 633		* NUT - Hex, drilled	1	
-18	763 788		* WASHER - Countersunk	1	
-19	763 789		* WASHER - Seal	1	
-20	755 632		* NUT - Hex	2	
-21	561 046	C	FILTER ASSEMBLY - Air Maze	1	
-22	752 517		* NUT - Container	1	
-23	757 255		* PACKING - O-ring, head and stud assembly	1	
-24	766 511		* CARTRIDGE ASSEMBLY - Fuel filter	1	
-25	751 821		* FILTER DISC	7	
-26	758 647		* CONTAINER - Fuel filter	1	
-27	751 898		* GASKET - Container nut	1	
-28	755 364		* HEAD SUB-ASSEMBLY - Fuel filter	1	
-29	755 645		* NUT - Hex, jam	2	

When ordering, always specify Part Number, Description, and Serial Number of Aircraft

Reissued: June 26, 1998

**PIPER AIRCRAFT
PA-46-310P/350P MALIBU
AIRPLANE PARTS CATALOG**

THIS PAGE INTENTIONALLY LEFT BLANK

PIPER AIRCRAFT
PA-46-310P/350P MALIBU
AIRPLANE PARTS CATALOG

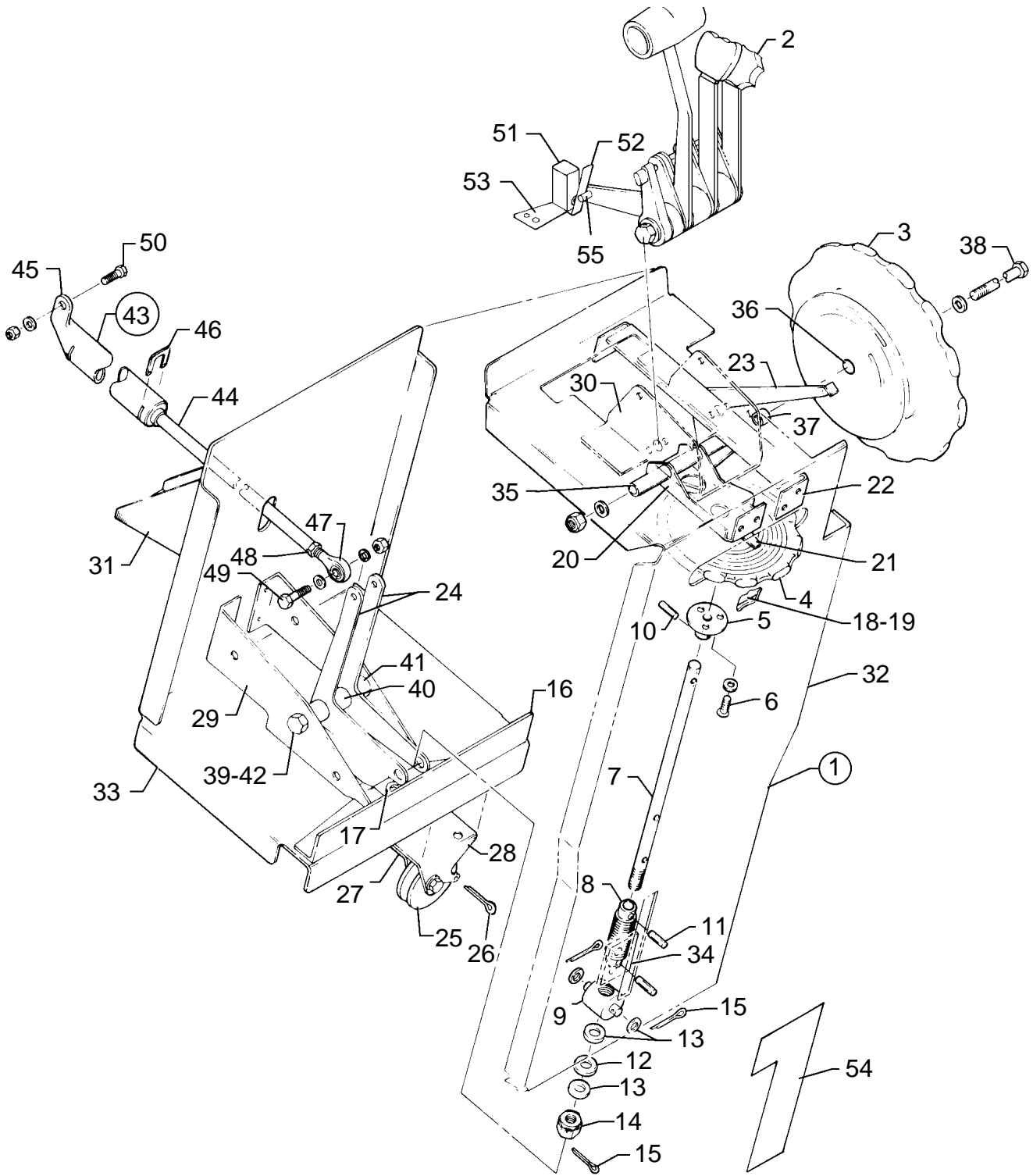


Figure 57. Control Console Installation

Reissued: June 26, 1998

**PIPER AIRCRAFT
PA-46-310P/350P MALIBU
AIRPLANE PARTS CATALOG**

CODE EXPLANATIONS FOR FIGURE 57

- A - See Figure 58 for component parts.
- B - For S/N 4608008 and up, only one bracket required.
- C - PA-46-310P only.
- D - PA-46-350P only.

PIPER AIRCRAFT

PA-46-310P/350P MALIBU

AIRPLANE PARTS CATALOG

Figure and Index Number	Part Number	Code	Nomenclature	No. Req.	Serial Numbers Affected
57-	82800	C	DRAWING - Control System Installation		
	89920	D	DRAWING - Control System Installation		
	84527		DRAWING - Throttle Switch Installation		
-1	82816-02	C	CONSOLE ASSEMBLY - Control	1	
	82816-03	D	CONSOLE ASSEMBLY - Control	1	
-2	84054-02	A,C	* QUADRANT ASSEMBLY - Engine controls	1	
	84054-04	D	* QUADRANT ASSEMBLY - Engine controls	1	
-3	96008-00	C	* WHEEL ASSEMBLY - Elevator trim	1	
	68414-06	D	* WHEEL ASSEMBLY - Elevator trim	1	
-4	82839-02		* WHEEL ASSEMBLY - Rudder trim	1	
-5	82988-05		** FLANGE - Trim wheel	1	
-6	419 928		** SCREW - (4 x 1/4)	3	
	407 132		** WASHER - (AN936-A4)	3	
-7	82988-02		* SHAFT - Rudder trim wheel	1	
-8	82988-03		* WORM - Rudder trim shaft	1	
-9	82988-04		* FOLLOWER - Rudder trim shaft	1	
-10	480 777		* PIN - (MS9048-100)	1	
-11	480 785		* PIN - (MS9048-104)	2	
-12	83637-03		* WASHER - Rudder trim shaft	1	
-13	407 585		* WASHER - (AN960-416L)	4	
-14	404 101		* NUT - (AN310-4)	1	
-15	424 051		* COTTER PIN	3	
-16	82990-02	C	* ANGLE ASSEMBLY - Rudder trim shaft	1	
	82990-10	D	* ANGLE ASSEMBLY - Rudder trim shaft	1	
-17	82990-06		** BEARING	1	
-18	82990-03	C	* ANGLE ASSEMBLY - Rudder trim shaft	1	
	82990-07	D	* ANGLE ASSEMBLY - Rudder trim shaft	1	
-19	82990-06		** BEARING	1	
-20	82972-02	C	* BRACKET ASSEMBLY - Rudder trim	1	
	82972-08	D	* BRACKET ASSEMBLY - Rudder trim	1	
-21	82972-03	C	** ARM ASSEMBLY - Rudder trim indicator	1	
	82972-05	D	** ARM ASSEMBLY - Rudder trim indicator	1	
-22	82995-02	C	* BRACKET ASSEMBLY - Elevator trim	1	
	82995-06	D	* BRACKET ASSEMBLY - Elevator trim	1	
-23	82995-03	C	** ARM ASSEMBLY - Elevator trim indicator	1	
	82995-05	D	** ARM ASSEMBLY - Elevator trim indicator	1	
-24	82992-02		* BELLCRANK - Rudder trim, left	1	
	82992-03		* BELLCRANK - Rudder trim, right	1	
-25	481 640		* PULLEY - Elevator trim	2	
-26	424 051		* COTTER PIN	2	
-27	82939-02		* BRACKET - Elevator trim pulley	1	
-28	82939-03		* BRACKET - Elevator trim pulley	1	
-29	82882-02		* BRACKET - Rudder trim, left	1	
	82882-03		* BRACKET - Rudder trim, right	1	
-30	84043-02		* BRACKET - Control quadrant	1	
-31	83760-02	B	* BRACKET ASSEMBLY - Control clamping, hydraulic	2	
-32	82818-02	C	* PEDESTAL ASSEMBLY - Front	1	
	89911-02	D	* PEDESTAL ASSEMBLY - Front	1	
-33	82884-02		* PEDESTAL - Back	1	
-34	82934-02		* BLOCK - Stop	1	
-35	82695-29		* BUSHING	1	
-36	82695-30		* BUSHING	1	
-37	82695-31		* BUSHING	1	
-37b	82931-05		* BRACKET - Aft console (below rudder trim wheel)	1	

When ordering, always specify Part Number, Description, and Serial Number of Aircraft

Reissued: September 10, 2006

**PIPER AIRCRAFT
PA-46-310P/350P MALIBU
AIRPLANE PARTS CATALOG**

Figure and Index Number	Part Number	Code	Nomenclature	No. Req.	Serial Numbers Affected
57-38	400 479		* BOLT - (AN3-56A)	1	
	407 567		* WASHER - (AN960-616)	AR	
	407 564		* WASHER - (AN960-10)	1	
	407 587		* WASHER - (AN960-616L)	AR	
	407 800		* WASHER - (AN970-3)	1	
	407 584		* WASHER - (AN960-10L)	1	
	404 887		* NUT - (MS20365-1032C)	1	
-39	82695-56		* BUSHING	1	
-40	82695-57		* BUSHING	1	
-41	82695-58		* BUSHING	2	
-42	400 448		* BOLT - (AN3-22A)	1	
	407 564		* WASHER - (AN960-10)	1	
	407 584		* WASHER - (AN960-10L)	AR	
	404 887		* NUT - (MS20365-1032C)	1	
-43	82994-03		BUNGEE ASSEMBLY - Rudder trim	1	
-44	38408-07		* SHAFT ASSEMBLY - Rudder trim	1	
-45	66530-00		* HOUSING ASSEMBLY - Rudder trim	1	
-46	62832-00		* CLIP - Rudder trim	2	
-47	452 558		* BEARING - Rod end	1	
-48	404 224		* NUT - (AN315-3R)	1	
	404 835		NUT - (MS20364-1032C)	1	
-49	400 441		BOLT - (AN3-7A)	1	
	407 564		WASHER - (AN960-10)	1	
	407 584		WASHER - (AN960-10L)	1	
	404 887		NUT - (MS20365-1032C)	1	
-50	400 672		BOLT - (AN23-10)	1	
	407 584		WASHER - (AN960-10L)	1	
	404 392		NUT - (AN320-3)	1	
	424 051		COTTER PIN	1	
-51	84555-02	C	SWITCH ASSEMBLY - Throttle	1	
	84555-03	D	SWITCH ASSEMBLY - Throttle	1	
	690 671	D	WASHER - (NAS1149FN216P) (use between throttle switches)	1	
-52	451 823		ACTUATOR - Throttle switch	2	
-53	84556-03	D	BRACKET - Throttle switch	1	
	84556-02	C	BRACKET - Throttle switch	1	
	415 518		SCREW - Throttle switch bracket (MS35206-228)	2	
	690 640		WASHER - throttle switch bracket (NAS1149FN632P)	2	
	690 671	D	WASHER - (NAS1149FN216P) (one on each side of bracket 84556-03)	2	
-54	84967-10		DECAL - Induction air	1	
-55	84039-09	D	ROD - Throttle control assembly	1	
-56	104597-02	D	BRACKET - Muffin fan	1	

When ordering, always specify Part Number, Description, and Serial Number of Aircraft

PIPER AIRCRAFT
PA-46-310P/350P MALIBU
AIRPLANE PARTS CATALOG

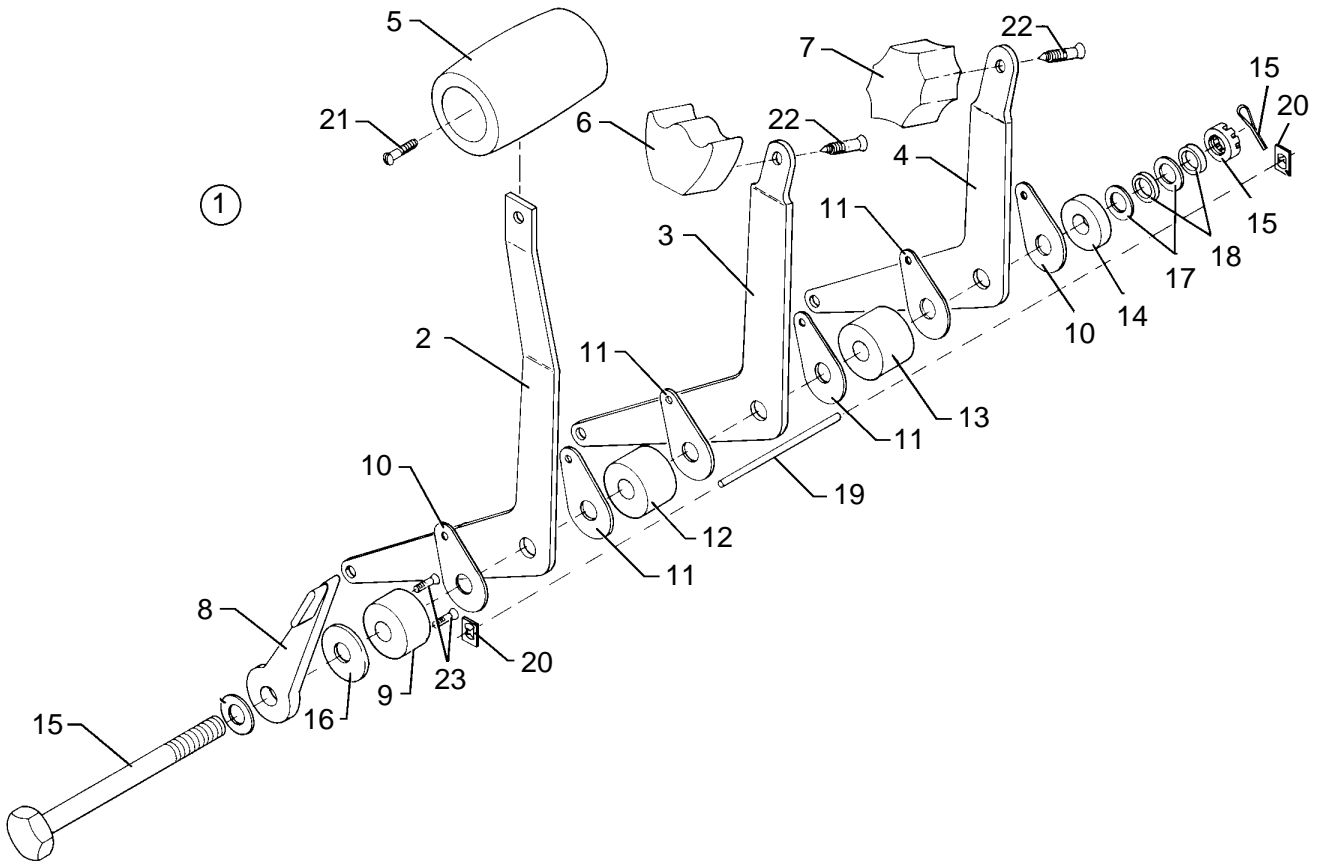


Figure 58. Quadrant Assembly

Reissued: June 26, 1998

**PIPER AIRCRAFT
PA-46-310P/350P MALIBU
AIRPLANE PARTS CATALOG**

CODE EXPLANATIONS FOR FIGURE 58

- A - PA-46-310P only.
- B - PA-46-350P only.

**PIPER AIRCRAFT
PA-46-310P/350P MALIBU
AIRPLANE PARTS CATALOG**

Figure and Index Number	Part Number	Code	Nomenclature	No. Req.	Serial Numbers Affected
<u>58-1</u>	<u>84054-02</u>	<u>A</u>	QUADRANT ASSEMBLY - Engine Controls	1	
	<u>84054-04</u>	<u>B</u>	QUADRANT ASSEMBLY - Engine Controls	1	
<u>-2</u>	<u>84039-02</u>	<u>A</u>	* LEVER - Throttle control	1	
	<u>84039-08</u>	<u>B</u>	* LEVER - Throttle control	1	
<u>-3</u>	<u>84040-02</u>		** LEVER - Propeller control	1	
<u>-4</u>	<u>84042-02</u>		** LEVER - Mixture control	1	
<u>-5</u>	<u>66979-00</u>		** KNOB - Throttle control	1	
<u>-6</u>	<u>24047-00</u>		** KNOB - Propeller control	1	
<u>-7</u>	<u>24048-00</u>		** KNOB - Mixture control	1	
<u>-8</u>	<u>84048-02</u>		* HANDLE - Quadrant adjustment	1	
<u>-9</u>	<u>84047-02</u>		* CAM - Quadrant adjustment	1	
<u>-10</u>	<u>84045-03</u>		* PLATE - Friction (.062 thick)	2	
<u>-11</u>	<u>84045-02</u>		* PLATE - Friction (.031 thick)	4	
<u>-12</u>	<u>84044-02</u>		* SPACER - Quadrant control	1	
<u>-13</u>	<u>84044-03</u>		* SPACER - Quadrant control	1	
<u>-14</u>	<u>68699-09</u>		* SPACER - Quadrant control	1	
<u>-15</u>	<u>401 430</u>		* BOLT - (AN5-33)	1	
	<u>407 586</u>		* WASHER - (AN960-516L)	1	
	<u>404 394</u>		* NUT - (AN320-5)	1	
	<u>424 051</u>		* COTTER PIN	1	
<u>-16</u>	<u>62833-46</u>		* WASHER - Friction	1	
<u>-17</u>	<u>408 815</u>		* WASHER - Spring	2	
<u>-18</u>	<u>407 566</u>		* WASHER - (AN960-516)	2	
<u>-19</u>	<u>84046-02</u>		* PIN - Friction plate	1	
<u>-20</u>	<u>406 345</u>		* NUT	2	
<u>-21</u>	<u>411 532</u>		* SCREW - (MS35207-263)	1	
<u>-22</u>	<u>414 761</u>		* SCREW - (MS24693-S48)	2	
<u>-23</u>	<u>414 694</u>		* SCREW - (MS24693-S2)	1	

When ordering, always specify Part Number, Description, and Serial Number of Aircraft

Reissued: June 26, 1998

**PIPER AIRCRAFT
PA-46-310P/350P MALIBU
AIRPLANE PARTS CATALOG**

THIS PAGE INTENTIONALLY LEFT BLANK

PIPER AIRCRAFT
PA-46-310P/350P MALIBU
AIRPLANE PARTS CATALOG

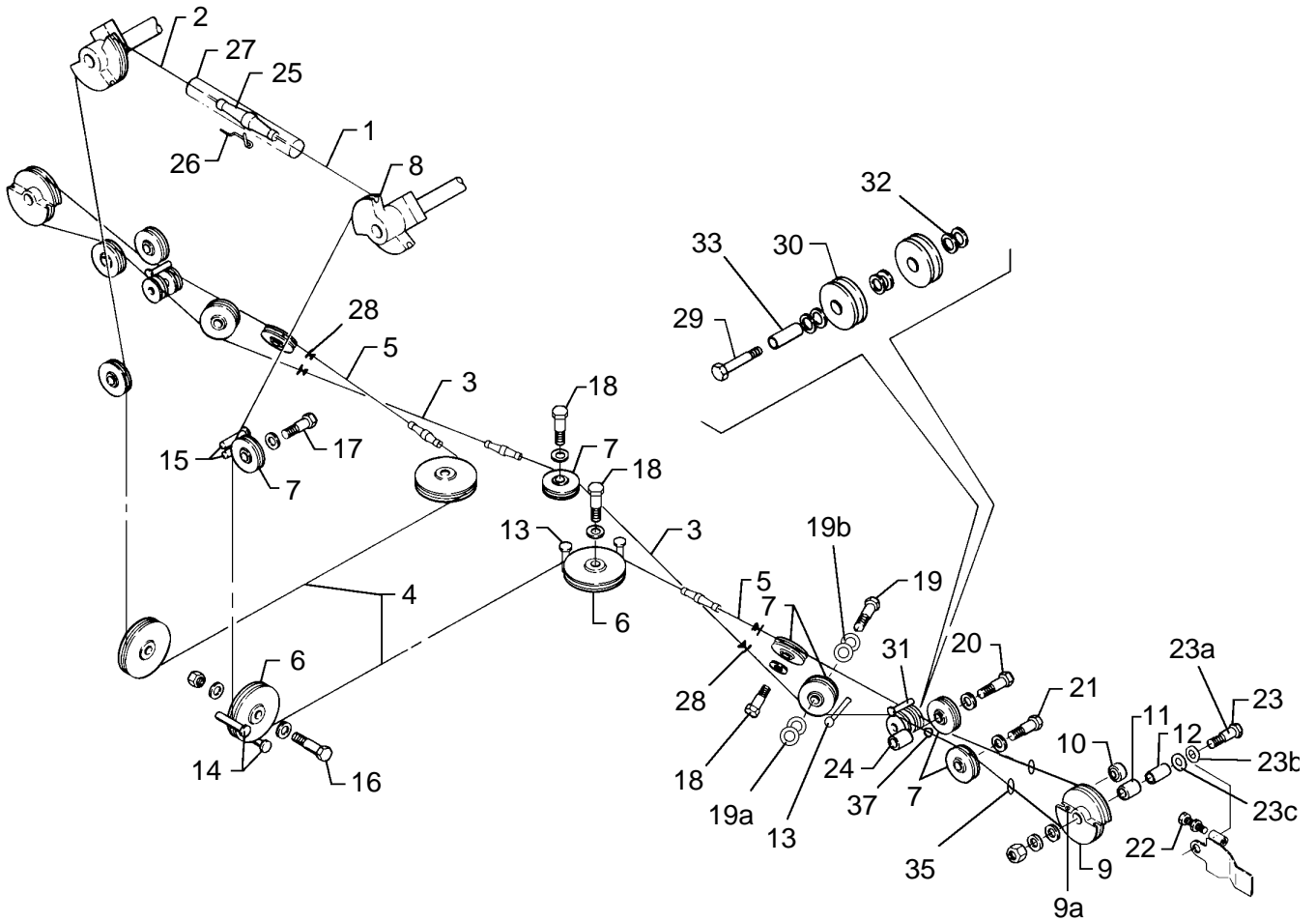


Figure 59. Aileron Control Installation

Reissued: June 26, 1998

**PIPER AIRCRAFT
PA-46-310P/350P MALIBU
AIRPLANE PARTS CATALOG**

CODE EXPLANATIONS FOR FIGURE 59

- A - Order if standard galvanized cable is desired.
- B - Order if stainless steel cable is desired.
- C - PA-46-310P only.
- D - PA-46-350P only.

**PIPER AIRCRAFT
PA-46-310P/350P MALIBU
AIRPLANE PARTS CATALOG**

Figure and Index Number	Part Number	Code	Nomenclature	No. Req.	Serial Numbers Affected
59-	82800 82963		DRAWING - Control System Installation DRAWING - Aileron Controls Installation		
-1	82815-14	A	CABLE ASSEMBLY - Aileron balance, forward, left	1	
	82815-15	B	CABLE ASSEMBLY - Aileron balance, forward, left	1	
-2	82815-16	A	CABLE ASSEMBLY - Aileron balance, forward, right	1	
	82815-17	B	CABLE ASSEMBLY - Aileron balance, forward, right	1	
-3	82815-37		CABLE ASSEMBLY - Aileron balance, left	1	
	82815-36		CABLE ASSEMBLY - Aileron balance, right	1	
-4	82815-34	A	CABLE ASSEMBLY - Aileron drive, forward, left	1	
	82815-35	B	CABLE ASSEMBLY - Aileron drive, forward, left	1	
	82815-18	A	CABLE ASSEMBLY - Aileron drive, forward, right	1	
	82815-19	B	CABLE ASSEMBLY - Aileron drive, forward, right	1	
-5	82815-38		CABLE ASSEMBLY - Aileron drive, aft	2	
-6	481 652		PULLEY	4	
-7	481 651		PULLEY	11	
-8	85212-02		QUADRANT ASSEMBLY - Aileron, left	1	
-8a	85213-02		QUADRANT ASSEMBLY - Aileron, right	1	
-9	82958-02		SECTOR ASSEMBLY - Aileron drive, left	1	
	82958-03		SECTOR ASSEMBLY - Aileron drive, right	1	
-9a	416 098		SCREW - (MS35265-45)	4	
-10	452 850		* BEARING	1	
-11	452 858		* BEARING	1	
-12	82957-02		BUSHING - Aileron sector	2	
-13	424 508		PIN	6	
-14	424 507		PIN	4	
-15	424 506		PIN	4	
-16	401 353		BOLT - (AN5-12A)	2	
	407 586		WASHER - (AN960-516L)	1	
	407 566		WASHER - (AN960-516)	4	
	404 889		NUT - (MS20365-524C)	2	
-17	401 190		BOLT - (AN5H10A)	2	
	407 566		WASHER - (AN960-516)	2	
-18	401 353		BOLT - (AN5-12A)	3	
	407 586		WASHER - (AN960-516L)	3	
	404 889		NUT - (MS20365-524C)	5	
-19	402 181		BOLT - (AN5H12A)	2	
	401 353	D	BOLT - (AN5-12A)	1	
-19a	407 566		WASHER - (AN960-516)	6	
-19b	407 586		WASHER - (AN960-516L)	12	
-20	401 202		BOLT - (AN5H16A)	2	
	407 586		WASHER - (AN960-516L)	2	
-21	401 201		BOLT - (AN5H11A)	4	
	407 586		WASHER - (AN960-516L)	4	
-22	553 382		BOLT	4	
	404 322		NUT - (AN316-4R)	4	
-23	401 313		BOLT - (AN4H12A)	2	
-23a	407 585		WASHER - (AN960-416L)	2	
-23b	407 567		WASHER - (AN960-616)	AR	
	407 587		WASHER - (AN960-616L)	AR	
-23c	82960-02		WASHER - (.75 O.D.)	4	
-24	82695-17		BUSHING	2	
-25	489 910		TURNBUCKLE	4	
-26	554 979		CLIP - Turnbuckle locking	8	
-27	63904-116		TUBE - Control cable protection	1	

When ordering, always specify Part Number, Description, and Serial Number of Aircraft

Reissued: September 10, 2006

**PIPER AIRCRAFT
PA-46-310P/350P MALIBU
AIRPLANE PARTS CATALOG**

Figure and Index Number	Part Number	Code	Nomenclature	No. Req.	Serial Numbers Affected
<u>59-28</u>	<u>686 022</u>		SEAL - Pressure vessel	4	
<u>-29</u>	<u>401 261</u>		BOLT	2	
<u>-30</u>	<u>22793-02</u>		PULLEY	4	
<u>-31</u>	<u>424 512</u>		PIN - Pulley gaurd	2	
<u>-32</u>	<u>407 676</u>		WASHER - (AN960-C516)	12	
<u>-33</u>	<u>82695-106</u>		BUSHING	2	
<u>-34</u>	<u>89089-02</u>		BRACKET	2	
	<u>411 512</u>		SCREW - (MS35207-243)	3	
<u>-35</u>	<u>553-778</u>		SNAP BUSHING	4	
<u>-36</u>	<u>189 632</u>		GROMMET - Center flap track	AR	
<u>-37</u>	<u>553 572</u>		SNAP BUSHING	8	

When ordering, always specify Part Number, Description, and Serial Number of Aircraft

PIPER AIRCRAFT
PA-46-310P/350P MALIBU
AIRPLANE PARTS CATALOG

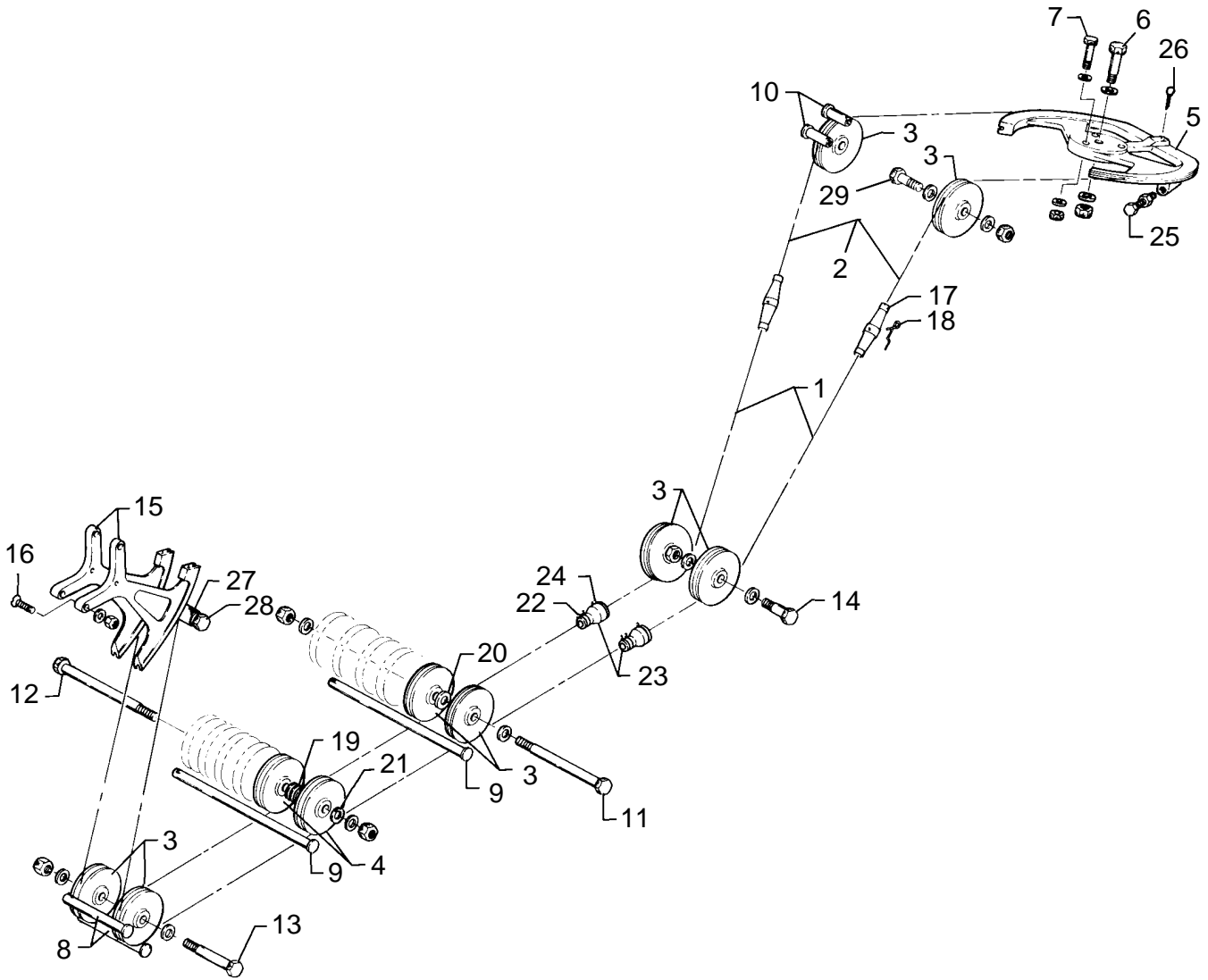


Figure 60. Rudder Control Installation

Reissued: June 26, 1998

**PIPER AIRCRAFT
PA-46-310P/350P MALIBU
AIRPLANE PARTS CATALOG**

CODE EXPLANATIONS FOR FIGURE 60

- A - Order if standard galvanized cable is desired.
- B - Order if stainless steel cable is desired.

**PIPER AIRCRAFT
PA-46-310P/350P MALIBU
AIRPLANE PARTS CATALOG**

Figure and Index Number	Part Number	Code	Nomenclature	No. Req.	Serial Numbers Affected
60-	82800		DRAWING - Control System Installation		
-1	82815-32	A	CABLE ASSEMBLY - Rudder drive, forward, left	1	
	82815-33	B	CABLE ASSEMBLY - Rudder drive, forward, left	1	
	82815-22	A	CABLE ASSEMBLY - Rudder drive, forward, right	1	
	82815-23	B	CABLE ASSEMBLY - Rudder drive, forward, right	1	
-2	82815-24	A	CABLE ASSEMBLY - Rudder drive, aft	1	
	82815-25	B	CABLE ASSEMBLY - Rudder drive, aft	1	
-3	481 652		PULLEY	8	
-4	481 628		PULLEY	2	
-5	82847-02		SECTOR - Rudder control	1	
-6	400 017		BOLT - (AN4-24A)	1	
	407 565		WASHER - (AN960-416)	2	
	407 585		WASHER - (AN960-416L)	AR	
	404 530		NUT - (MS21042-4)	1	
-7	401 270		BOLT - (AN3-11A)	3	
	407 564		WASHER - (AN960-10)	6	
	404 526		NUT - (MS21042-3)	3	
-8	424 521		PIN	2	
-9	424 542		PIN	2	
-10	424 507		PIN	4	
-11	404 377		BOLT - (AN5-43A)	1	
	407 566		WASHER - (AN960-516)	1	
	404 889		NUT - (MS20365-524C)	1	
-12	401 326		BOLT - (AN4-41A)	1	
	407 565		WASHER - (AN960-416)	2	
	404 888		NUT - (MS20365-428C)	1	
-13	401 359		BOLT - (AN5-20A)	1	
	407 566		WASHER - (AN960-516)	5	
	404 889		NUT - (MS20365-524C)	1	
-14	401 353		BOLT - (AN5-12A)	2	
	407 586		WASHER - (AN960-516L)	4	
	404 889		NUT - (MS20365-524C)	2	
-15	82852-02		SECTOR - Rudder quadrant, inboard	1	
	82852-03		SECTOR - Rudder quadrant, outboard	1	
-16	410 042		SCREW - (MS24694-S54)	6	
	407 584		WASHER - (AN960-10L)	2	
	404 887		NUT - (MS20365-1032C)	6	
-17	489 910		TURNBUCKLE	2	
-18	554 979		CLIP - Turnbuckle locking	4	
-19	407 565		WASHER - (AN960-416)	3	
-20	407 586		WASHER - (AN960-516L)	1	
-21	407 585		WASHER - (AN960-416L)	1	
	585 186		CLIP	4	
-23	686 024		SEAL	2	
-24	585 187		CLIP	2	
-25	402 757		BOLT - (NAS428 - 3-7)	2	
	404 224		NUT - (AN315-3R)	2	
-26	424 060		COTTER PIN	2	
-27	82695-47		BUSHING - Cable guard	1	
-28	400 461		BOLT - (AN3-36A)	1	
	407 564		WASHER - (AN960-10)	2	
	404 835		NUT - (MS20364-1032C)	1	
-29	401 353		BOLT - (AN5-12A)	2	
	407 566		WASHER - (AN960-516)	4	
	404 889		NUT - (MS20365-524C)	2	

When ordering, always specify Part Number, Description, and Serial Number of Aircraft

Reissued: September 10, 2006

**PIPER AIRCRAFT
PA-46-310P/350P MALIBU
AIRPLANE PARTS CATALOG**

THIS PAGE INTENTIONALLY LEFT BLANK

**PIPER AIRCRAFT
PA-46-310P/350P MALIBU
AIRPLANE PARTS CATALOG**

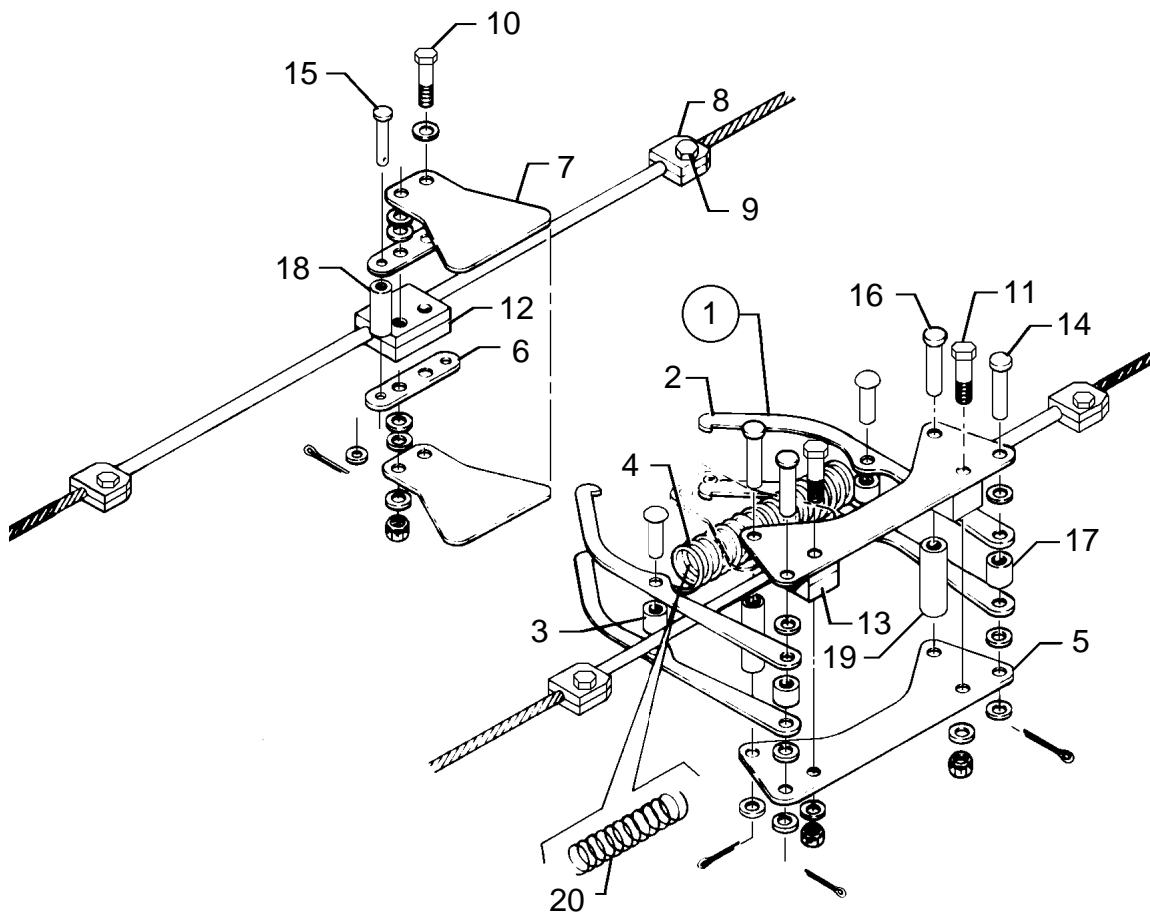


Figure 61. Aileron and Rudder Interconnect Installation

Reissued: June 26, 1998

**PIPER AIRCRAFT
PA-46-310P/350P MALIBU
AIRPLANE PARTS CATALOG**

CODE EXPLANATIONS FOR FIGURE 61

**PIPER AIRCRAFT
PA-46-310P/350P MALIBU
AIRPLANE PARTS CATALOG**

Figure and Index Number	Part Number	Code	Nomenclature	No. Req.	Serial Numbers Affected
<u>61-</u>	<u>83305</u>		DRAWING - Aileron and Rudder Interconnect Installation		
<u>-1</u>	<u>83305-03</u>		ARM ASSEMBLY - Aileron and rudder interconnect	2	
<u>-2</u>	<u>83287-02</u>		* ARM - Interconnect	2	
<u>-3</u>	<u>82695-88</u>		* SPACER	1	
<u>-4</u>	<u>585 225</u>		SPRING	1	
<u>-5</u>	<u>83287-03</u>		PLATE - Interconnect	2	
<u>-6</u>	<u>83287-04</u>		PLATE - Interconnect	2	
<u>-7</u>	<u>83287-06</u>		GUIDE - Interconnect	2	
<u>-8</u>	<u>83287-05</u>		CLAMP - Interconnect	8	
<u>-9</u>	<u>401 266</u>		BOLT - (AN3-5A)	4	
	<u>407 584</u>		WASHER - (AN960-10L)	4	
	<u>404 887</u>		NUT - (MS20365-1032C)	4	
<u>-10</u>	<u>400 443</u>		BOLT - (AN3-12A)	2	
	<u>407 564</u>		WASHER - (AN960-10)	4	
	<u>407 584</u>		WASHER - (AN960-10L)	8	
	<u>404 887</u>		NUT - (MS20365-1032C)	2	
<u>-11</u>	<u>401 269</u>		BOLT - (AN3-10A)	2	
	<u>407 564</u>		WASHER - (AN960-10)	2	
	<u>404 887</u>		NUT - (MS20365-1032C)	2	
<u>-12</u>	<u>83304-02</u>		CLAMP	2	
<u>-13</u>	<u>83304-03</u>		CLAMP	4	
<u>-14</u>	<u>424 179</u>		PIN	2	
	<u>407 584</u>		WASHER - (AN960-10L)	6	
	<u>424 051</u>		COTTER PIN	2	
<u>-15</u>	<u>424 147</u>		PIN	2	
	<u>424 051</u>		COTTER PIN	2	
<u>-16</u>	<u>424 179</u>		PIN	2	
	<u>407 584</u>		WASHER - (AN960-10L)	2	
	<u>424 051</u>		COTTER PIN	2	
<u>-17</u>	<u>82695-72</u>		SPACER	2	
<u>-18</u>	<u>82695-70</u>		BUSHING	2	
<u>-19</u>	<u>82695-99</u>		BUSHING	2	
<u>-20</u>	<u>687 214</u>		SPRING	1	

When ordering, always specify Part Number, Description, and Serial Number of Aircraft

Reissued: June 26, 1998

**PIPER AIRCRAFT
PA-46-310P/350P MALIBU
AIRPLANE PARTS CATALOG**

THIS PAGE INTENTIONALLY LEFT BLANK

PIPER AIRCRAFT
PA-46-310P/350P MALIBU
AIRPLANE PARTS CATALOG

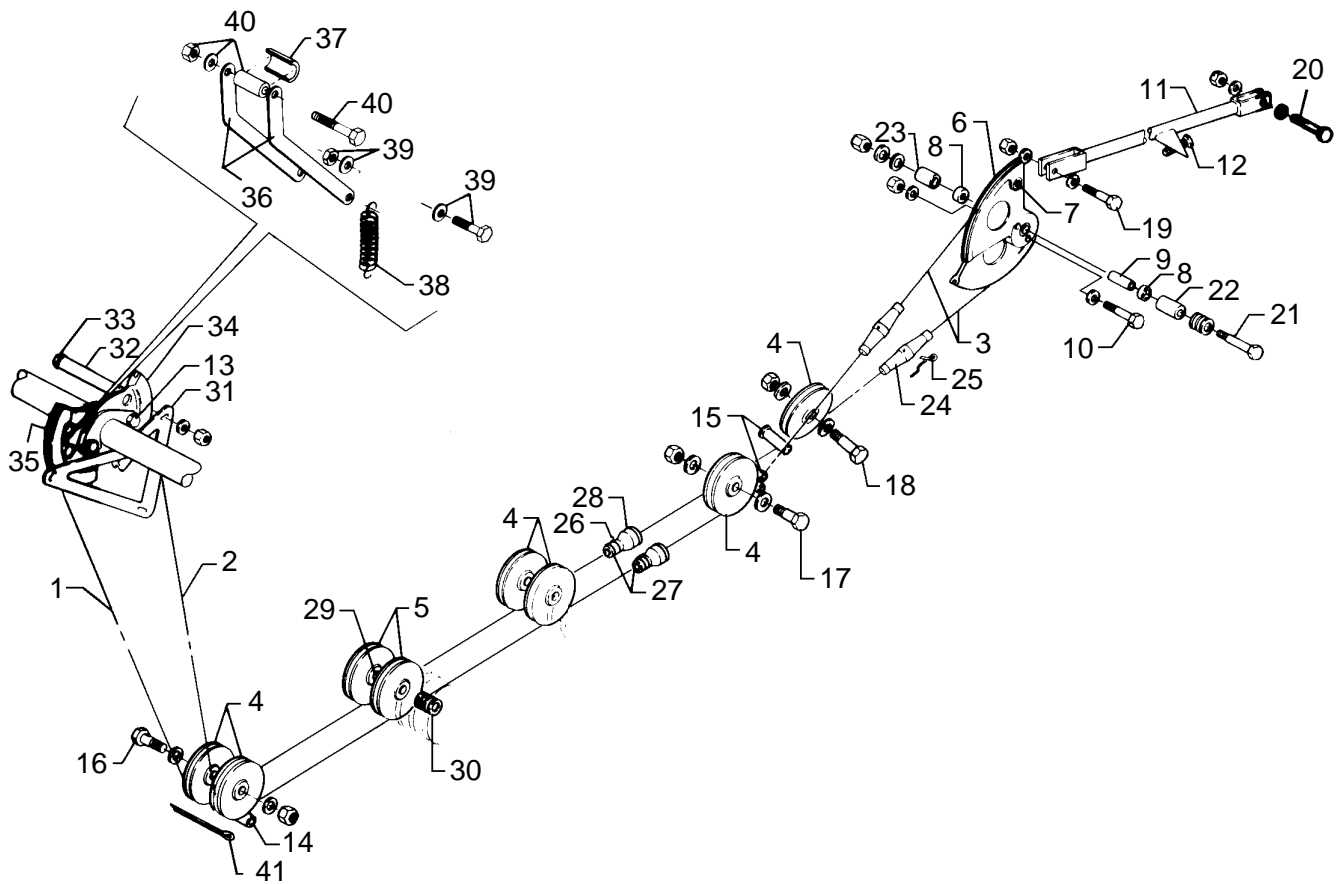


Figure 62. Elevator Control Installation

Reissued: June 26, 1998

**PIPER AIRCRAFT
PA-46-310P/350P MALIBU
AIRPLANE PARTS CATALOG**

CODE EXPLANATIONS FOR FIGURE 62

- A - Order if standard galvanized cable is desired.
- B - Order if stainless steel cable is desired.

PIPER AIRCRAFT

PA-46-310P/350P MALIBU

AIRPLANE PARTS CATALOG

Figure and Index Number	Part Number	Code	Nomenclature	No. Req.	Serial Numbers Affected
<u>62-</u>	<u>82800</u>		DRAWING - Control System Installation		
<u>-1</u>	<u>82815-02</u>	<u>A</u>	CABLE ASSEMBLY - Elevator drive, forward, inboard	1	
	<u>82815-03</u>	<u>B</u>	CABLE ASSEMBLY - Elevator drive, forward, inboard	1	
<u>-2</u>	<u>82815-04</u>	<u>A</u>	CABLE ASSEMBLY - Elevator drive, forward, outboard	1	
	<u>82815-05</u>	<u>B</u>	CABLE ASSEMBLY - Elevator drive, forward, outboard	1	
<u>-3</u>	<u>82815-26</u>	<u>A</u>	CABLE ASSEMBLY - Elevator drive, aft	2	
	<u>82815-27</u>	<u>B</u>	CABLE ASSEMBLY - Elevator drive, aft	2	
<u>-4</u>	<u>481 652</u>		PULLEY	6	
<u>-5</u>	<u>481 628</u>		PULLEY	2	
<u>-6</u>	<u>82845-02</u>		SECTOR ASSEMBLY - Elevator quadrant	1	
<u>-7</u>	<u>452 847</u>		* BEARING	2	
<u>-8</u>	<u>452 511</u>		* BEARING	2	
<u>-9</u>	<u>82695-16</u>		* SPACER	1	
<u>-10</u>	<u>400 453</u>		* BOLT - (AN3-21A)	2	
	<u>407 584</u>		* WASHER - (AN960-10L)	4	
	<u>404 887</u>		* NUT - (MS20365-1032C)	2	
<u>-11</u>	<u>82833-02</u>		ROD ASSEMBLY - Elevator control	1	
<u>-12</u>	<u>402 774</u>		* BOLT - (NAS428-4-10)	1	
	<u>404 322</u>		* NUT - (AN316-4)	1	
<u>-13</u>	<u>400 009</u>		BOLT - (AN4-14A)	2	
	<u>407 565</u>		WASHER - (AN960-416)	2	
	<u>404 849</u>		NUT - (AN364-428)	2	
<u>-14</u>	<u>424 517</u>		PIN	1	
<u>-15</u>	<u>424 507</u>		PIN	3	
<u>-16</u>	<u>401 539</u>		BOLT - (AN5-20A)	1	
	<u>407 586</u>		WASHER - (AN960-516L)	2	
	<u>407 566</u>		WASHER - (AN960-516)	4	
	<u>404 889</u>		NUT - (MS20365-524C)	1	
<u>-17</u>	<u>401 354</u>		BOLT - (AN5-13A)	1	
	<u>407 586</u>		WASHER - (AN960-516L)	2	
	<u>404 889</u>		NUT - (MS20365-524C)	1	
<u>-18</u>	<u>401 354</u>		BOLT - (AN5-13A)	1	
	<u>407 566</u>		WASHER - (AN960-516)	2	
	<u>404 889</u>		NUT - (MS20365-524C)	1	
<u>-19</u>	<u>400 107</u>		BOLT - (AN4-12A)	1	
	<u>407 565</u>		WASHER - (AN960-416)	2	
	<u>404 888</u>		NUT - (MS20365-428C)	1	
<u>-20</u>	<u>400 004</u>		BOLT - (AN4-7A)	1	
	<u>407 585</u>		WASHER - (AN960-416L)	2	
	<u>404 888</u>		NUT - (MS20365-428C)	1	
<u>-21</u>	<u>401 203</u>		BOLT - (AN5-44A)	1	
	<u>407 566</u>		WASHER - (AN960-516)	4	
	<u>407 586</u>		WASHER - (AN960-516L)	4	
	<u>404 889</u>		NUT - (MS20365-524C)	1	
<u>-22</u>	<u>82695-19</u>		BUSHING - Spacer	1	
<u>-23</u>	<u>82695-17</u>		BUSHING - Spacer	1	
<u>-24</u>	<u>489 910</u>		TURNBUCKLE	2	
<u>-25</u>	<u>554 979</u>		CLIP - Turnbuckle locking	4	
<u>-26</u>	<u>585 186</u>		CLIP	4	
<u>-27</u>	<u>686 024</u>		SEAL	2	
<u>-28</u>	<u>585 187</u>		CLIP	2	
<u>-29</u>	<u>407 565</u>		WASHER - (AN960-416)	2	
<u>-30</u>	<u>407 565</u>		WASHER - (AN960-416)	3	
	<u>407 585</u>		WASHER - (AN960-416L)	1	
<u>-31</u>	<u>82843-02</u>		LOCATOR - Cable guard	1	

When ordering, always specify Part Number, Description, and Serial Number of Aircraft

Reissued: June 26, 1998

**PIPER AIRCRAFT
PA-46-310P/350P MALIBU
AIRPLANE PARTS CATALOG**

Figure and Index Number	Part Number	Code	Nomenclature	No. Req.	Serial Numbers Affected
<u>62-32</u>	<u>82695-46</u>		BUSHING - Cable guard	2	
<u>-33</u>	<u>401 285</u>		BOLT - (AN3-30A)	2	
	<u>407 584</u>		WASHER - (AN960-10L)	2	
	<u>404 835</u>		NUT - (MS20364-1032C)	2	
<u>-34</u>	<u>82817-02</u>		SECTOR - Rudder quadrant	1	
<u>-35</u>	<u>83314-03</u>		SECTOR - Rudder quadrant	1	
<u>-36</u>	<u>83313-02</u>		ARM - Elevator downspring, left	1	
	<u>83313-03</u>		ARM - Elevator downspring, right	1	
<u>-37</u>	<u>452 874</u>		BEARING	1	
<u>-38</u>	<u>67168-00</u>		SPRING - Elevator control cable	1	
<u>-39</u>	<u>400 438</u>		BOLT - (AN3-4A)	1	
	<u>407 564</u>		WASHER - (AN960-10)	2	
	<u>407 584</u>		WASHER - (AN960-10L)	1	
	<u>404 887</u>		NUT - (MS20365-1032C)	1	
<u>-40</u>	<u>400 443</u>		BOLT - (AN3-12A)	1	
	<u>407 584</u>		WASHER - (AN960-10L)	2	
	<u>82695-85</u>		BUSHING	1	
	<u>404 887</u>		NUT - (MS20365-1032C)	1	
<u>-41</u>	<u>424 031</u>		COTTER PIN	1	

When ordering, always specify Part Number, Description, and Serial Number of Aircraft

PIPER AIRCRAFT
PA-46-310P/350P MALIBU
AIRPLANE PARTS CATALOG

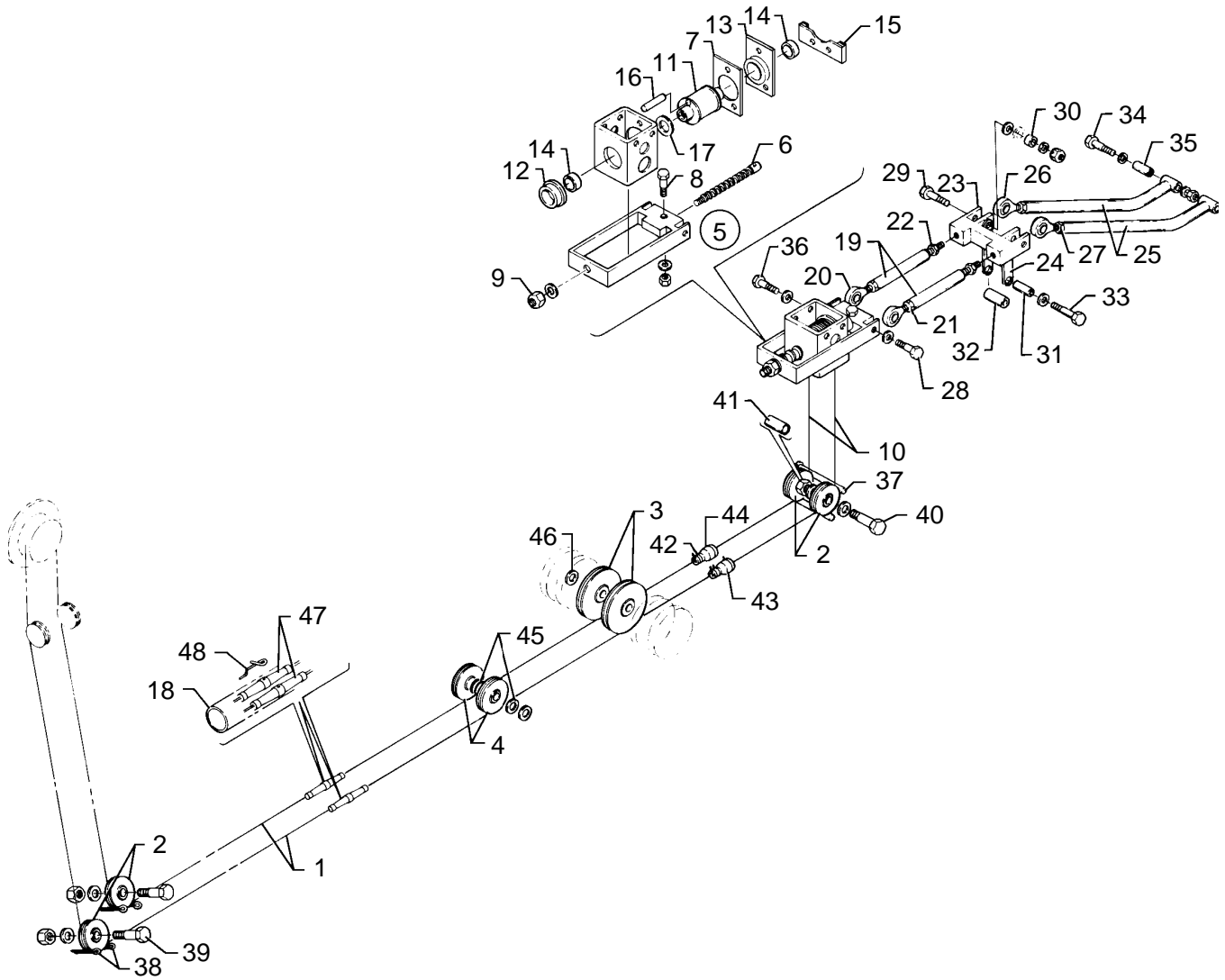


Figure 63. Elevator Trim Installation

Reissued: June 26, 1998

**PIPER AIRCRAFT
PA-46-310P/350P MALIBU
AIRPLANE PARTS CATALOG**

CODE EXPLANATIONS FOR FIGURE 63

A - See latest revision of Piper Service Bulletin 953.

PIPER AIRCRAFT

PA-46-310P/350P MALIBU

AIRPLANE PARTS CATALOG

Figure and Index Number	Part Number	Code	Nomenclature	No. Req.	Serial Numbers Affected
63-	82800		DRAWING - Control System Installation		
-1	82815-13		CABLE ASSEMBLY - Elevator trim, forward	2	
-2	481 626		PULLEY	4	
-3	481 652		PULLEY	2	
-4	481 628		PULLEY	2	
-5	82945-06		ACTUATOR ASSEMBLY - Elevator trim	1	
-6	82943-02		* SCREW - Elevator trim actuator	1	
-7	82916-02		* SHIM	AR	
-8	401 269		* BOLT - (AN3-10A)	1	
	407 584		* WASHER - (AN960-10L)	1	
	404 887		* NUT - (MS20365-1032C)	1	
-9	407 585		* WASHER - (AN960-416L)	1	
	404 888		* NUT - (MS20365-428C)	1	
-10	82815-30		* CABLE ASSEMBLY - Elevator trim, aft	1	
-11	82944-02		* DRUM - Elevator trim actuator	1	
-12	82999-02		* RETAINER - Bearing	1	
-13	82999-03		* RETAINER - Bearing	1	
-14	452 600		* BEARING	2	
-15	82968-02		* GUIDE ASSEMBLY - Trim drum	1	
-16	83285-02		* PIN - Trim cable retaining	1	
-17	59486-02		* WASHER - (.002 thick)	AR	
	59486-03		* WASHER - (.003 thick)	AR	
	59486-04		* WASHER - (.010 thick)	AR	
-18	63904-25		TUBE - Control cable protection	1	
-18a	88212-00	A	GUIDE TUBE SPLICE - (766 272) for elevator trim cable	1	
-19	82998-02		ROD ASSEMBLY - Elevator trim, forward	2	
-20	452 852		* BEARING - Rod end	1	
-21	404 244		* NUT - (AN315-C3L)	1	
-22	405 454		* NUT - (MS35649-2252)	1	
-23	82997-02		YOKE - Elevator trim	1	
-24	82996-02		LINK - Elevator trim	2	
-25	82836-02		ROD ASSEMBLY - Elevator trim, aft	2	
-26	452 567		* BEARING - Rod end	1	
-27	404 243		* NUT - (AN315-C3R)	1	
-28	401 258		BOLT - (AN3H6A)	2	
	407 584		WASHER - (AN960-10L)	2	
-29	401 270		BOLT - (AN3-11A)	2	
	407 564		WASHER - (AN960-10)	2	
	407 584		WASHER - (AN960-10L)	2	
	404 887		NUT - (MS20365-1032C)	2	
-30	82695-64		BUSHING	2	
-31	82695-65		BUSHING	1	
-32	82695-66		BUSHING	1	
-33	400 451		BOLT - (AN3-20A)	2	
	407 564		WASHER - (AN960-10)	1	
	407 584		WASHER - (AN960-10L)	2	
	404 887		NUT - (MS20365-1032C)	1	
-34	401 270		BOLT - (AN3-11A)	2	
	407 564		WASHER - (AN960-10)	2	
	407 584		WASHER - (AN960-10L)	2	
	404 887		NUT - (MS20365-1032C)	2	
-35	82695-52		BUSHING	2	
-36	401 266		BOLT - (AN3-5A)	4	
	407 584		WASHER - (AN960-10L)	4	

When ordering, always specify Part Number, Description, and Serial Number of Aircraft

Reissued: September 10, 2006

**PIPER AIRCRAFT
PA-46-310P/350P MALIBU
AIRPLANE PARTS CATALOG**

Figure and Index Number	Part Number	Code	Nomenclature	No. Req.	Serial Numbers Affected
<u>63-37</u>	<u>424 531</u>		PIN	1	
<u>-38</u>	<u>424 052</u>		COTTER PIN	2	
<u>-39</u>	<u>401 310</u>		BOLT - (AN4-10A)	2	
	<u>407 585</u>		WASHER - (AN960-416L)	2	
<u>-40</u>	<u>400 017</u>		BOLT - (AN4-24A)	1	
	<u>407 565</u>		WASHER - (AN960-416)	3	
	<u>407 585</u>		WASHER - (AN960-416L)	1	
	<u>404 888</u>		NUT - (MS20365-428C)	1	
<u>-41</u>	<u>82695-44</u>		BUSHING	1	
<u>-42</u>	<u>585 184</u>		CLIP	4	
<u>-43</u>	<u>686 023</u>		SEAL	2	
<u>-44</u>	<u>585 185</u>		CLIP	2	
<u>-45</u>	<u>407 565</u>		WASHER - (AN960-416)	4	
<u>-46</u>	<u>407 566</u>		WASHER - (AN960-516)	1	
<u>-47</u>	<u>489 873</u>		TURNBUCKLE	2	
<u>-48</u>	<u>554 979</u>		CLIP - Turnbuckle locking	4	

When ordering, always specify Part Number, Description, and Serial Number of Aircraft

**PIPER AIRCRAFT
PA-46-310P/350P MALIBU
AIRPLANE PARTS CATALOG**

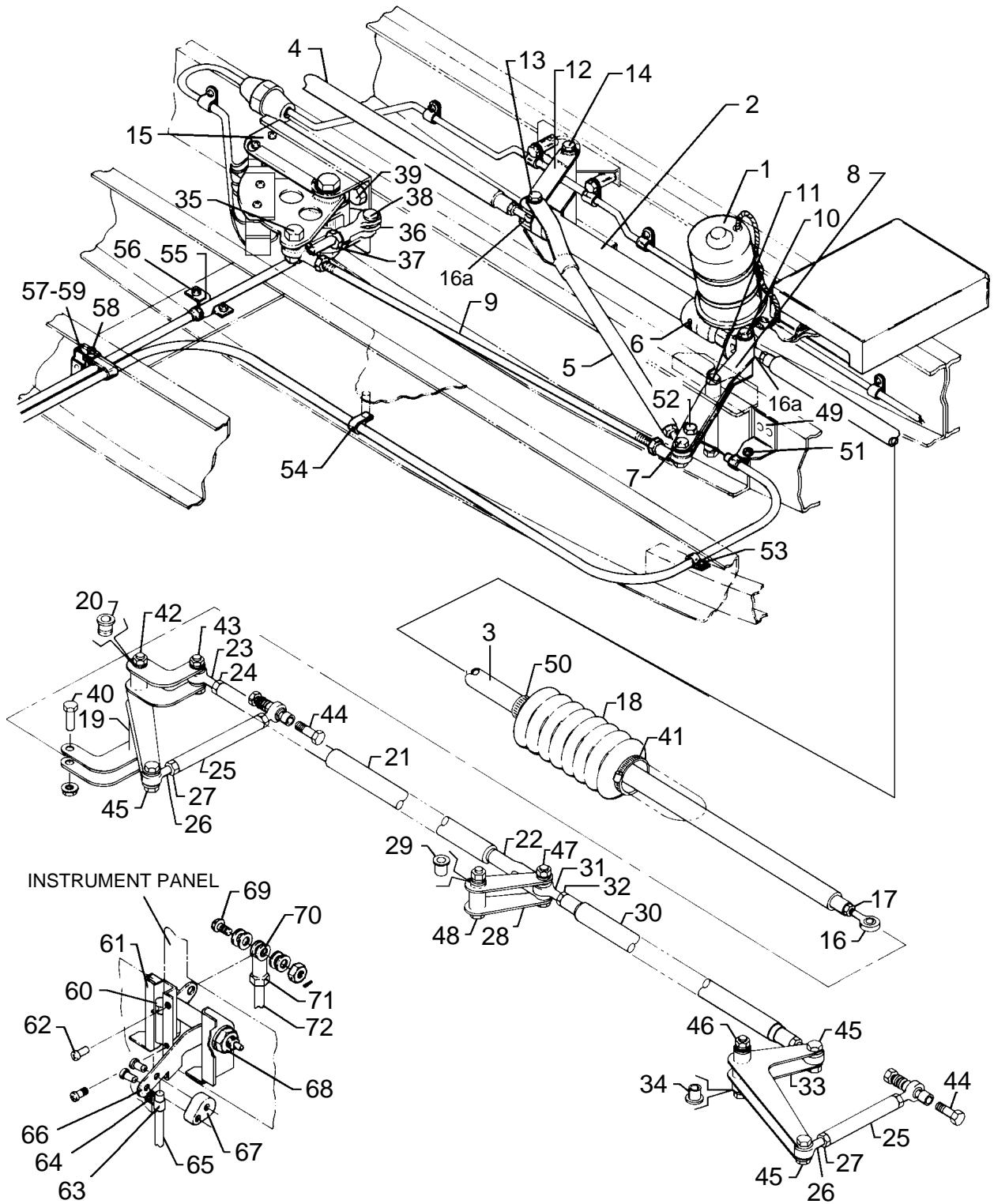


Figure 63A. Flap Drive - Electrical Installation
(See Codes A and B)

Reissued: June 26, 1998

**PIPER AIRCRAFT
PA-46-310P/350P MALIBU
AIRPLANE PARTS CATALOG**

CODE EXPLANATIONS FOR FIGURE 63A

- A - Used on Serial Numbers 46-8608001 thru 46-8608067, 4608001 thru 4608140, and 4622001 and up.
- B - For additional components, see Figure 63B for PA-46-310P or Figure 63C for PA-46-350P.
- C - PA-46-310P only.
- D - PA-46-350P only.
- E - See latest revision of Piper Service Bulletin 780A.
- F - See latest revision of Piper Service Bulletin 963.
- G - See latest revision of Piper Service Letter 1097.

PIPER AIRCRAFT

PA-46-310P/350P MALIBU

AIRPLANE PARTS CATALOG

Figure and Index Number	Part Number	Code	Nomenclature	No. Req.	Serial Numbers Affected
63A-	84646	A	DRAWING - Electrical Installation - Flap Drive		
	85068	A,E	DRAWING - Flap Drive Installation - Electrical		
-1	84648-2		MOTOR - Actuator Assembly	1	
-2	85070-2		TUBE ASSEMBLY	1	
-3	85077-3		PUSHROD ASSEMBLY	1	
-4	85077-2		PUSHROD ASSEMBLY	1	
-5	85078-2		ARM ASSEMBLY	1	
-6	486 304		SCREW - Set	2	
-7	404 530		NUT - (MS21042-4)	1	
	400 008		BOLT - (AN4-13A)	1	
	690 611		WASHER - (NAS1149FO463P)	2	
-8	85063-2		BELLCRANK ASSEMBLY	1	
-9	85097-2		PUSHROD	1	
-10	400 011		BOLT - (AN4-16A)	1	
	82695-96		BUSHING	2	
	690 611		WASHER - (NAS1149FO463P)	1	
-11	404 530		NUT - (MS21042-4)	1	
	758 653		BOLT - (AN4H30)	1	
	404 101		NUT - (AN310-4)	1	
-11	151 296		LOCK WIRE	1	
	690 611		WASHER - (NAS1149FO463P)	3	
	690 613		WASHER - (NAS1149FO432P)	1	
	424 051		PIN	1	
	82904-10		LINK ASSEMBLY	1	
-12	82904-10		LINK ASSEMBLY	1	
	400 924		BOLT - (AN24-34A)	1	
-13	82695-97		BUSHING	2	
	404 530		NUT - (MS21042-4)	1	
-13	690 613		WASHER - (NAS1149FO432P)	1	
	690 629		WASHER - (NAS1149FO663P)	2	
	690 620		WASHER - (NAS1149FO632P)	1	
	151 296		LOCKWIRE	1	
	424 051		PIN	1	
-14	758 654		BOLT - (AN4H34)	1	
	690 611		WASHER - (NAS1149FO463P)	2	
-14	404 101		NUT - (AN310-4)	1	
	85020-203	F	CAM ASSEMBLY - Flap Actuator	1	
-15	452 645		BEARING - Rod End	2	
-16	452 412		BEARING - Rod End	2	
-16a	452 412		BEARING - Rod End	2	
-17	404 323		NUT - (AN316-5R)	2	
-18	82938-2		BELLOW ASSEMBLY	2	
-19	82905-10	G	BELLCRANK ASSEMBLY - Left	1	
	82905-11	G	BELLCRANK ASSEMBLY - Right	1	
-20	83630-09		BEARING - Bellcrank	2	
-21	82912-02		PUSHROD ASSEMBLY - Flap Interconnect	2	
-22	82975-02		CLEVIS - Pushrod	1	
-23	452 860		BEARING - Rod end	1	
-24	404 322		NUT - (AN316-4R)	1	
-25	82913-02		PUSHROD ASSEMBLY - Flap actuator, inboard, W.S. 29	2	
	82913-03		PUSHROD ASSEMBLY - Flap actuator, outboard. W.S. 93	2	
-26	452 656		BEARING - Rod end, forward (inboard or outboard pushrod)	1	
	452 655		BEARING - Rod end. aft (inboard or outboard pushrod)	1	
-27	404 320		NUT - Forward (AN316-4L)	1	
	404 322		NUT - Aft (AN316-4R)	1	
-28	82978-02		ARM ASSEMBLY - Flap drive idler	2	
-29	452 857		BEARING	2	
-30	82977-02		PUSHROD ASSEMBLY - Flap drive interconnect	2	

When ordering, always specify Part Number, Description, and Serial Number of Aircraft

Reissued: September 10, 2006

**PIPER AIRCRAFT
PA-46-310P/350P MALIBU
AIRPLANE PARTS CATALOG**

Figure and Index Number	Part Number	Code	Nomenclature	No. Req.	Serial Numbers Affected
63A-31	452 860		BEARING - Rod end	2	
-32	404 322		NUT - (AN316-4R)	2	
-33	82907-02		BELLCRANK ASSEMBLY - Flap drive, outboard	2	
-34	452 857		BEARING	2	
-35	400 905		BOLT - (AN24-15A)	1	
	690 611		WASHER - (NAS1149FO463P)	2	
	404 530		NUT - (MS21042-4)	1	
-36	488 327		ROD END	1	
-37	404 224		NUT - (AN 315-3R)	1	
-38	424 174		PIN	1	
	690 609		WASHER - (NAS1149FO332P)	1	
	424 095		PIN	1	
-39	400 438		BOLT - (AN 3-4A)	4	
	690 609		WASHER - (NAS1149FO332P)	4	
	404 887		NUT - (MS 20365-1032C)	4	
	85098-2		SHIM	AR	
-40	402 942		BOLT - (NAS 464 P5A9)	2	
	404 531		NUT - (MS 21042-5)	2	
-41	554 925		CLAMP	2	
-42	401 429		BOLT - (AN4-44)	2	
	690 629		WASHER - (NAS1149FO663P)	AR	
	690 620		WASHER - (NAS1149FO632P)	AR	
	82695-38		BUSHING	2	
	404 101		NUT- (AN310-4)	2	
	424 052		COTTER PIN	2	
-43	400 106		BOLT - (AN4-11)	2	
	690 611		WASHER - (NAS1149FO463P)	10	
	404 101		NUT - (AN310-4)	2	
	424 052		COTTER PIN	2	
-44	401 312		BOLT- (AN4-12A)	4	
	82695-42		BUSHING	8	
	690 611		WASHER - (NAS1149FO463P)	8	
	404 530		NUT - (MS21042-4)	4	
-45	402 922		BOLT - (NAS464P4A8)	6	
	690 613		WASHER - (NAS1149FO432P)	6	
	404 530		NUT - (MS21042-4)	8	
-46	400 113		BOLT - (AN4-20)	2	
	690 611		WASHER - (NAS1149FO463P)	4	
	82695-37		BUSHING	2	
	404 101		NUT - (AN310-4)	2	
	424 052		COTTER PIN	2	
-47	400 108		BOLT - (AN4-13)	2	
	690 611		WASHER - (NAS1149FO463P)	4	
	82695-39		BUSHING	2	
	404 101		NUT - (AN310-4)	2	
	424 052		COTTER PIN	2	
-48	400 111		BOLT - (AN4-16)	2	
	690 611		WASHER - (NAS1149FO463P)	4	
	82695-40		BUSHING	2	
	404 101		NUT - (AN310-4)	2	
	424 052		COTTER PIN	2	
-49	85064-2		CLIP	1	
-50	554 916		CLAMP	2	
-51	415 533		SCREW - (MS 35206-243)	1	
	454 887		CLAMP	1	
	404 910		NUT - (MS 20365-832C)	1	
	407 563		WASHER - (AN 960-8)	1	

When ordering, always specify Part Number, Description, and Serial Number of Aircraft

**PIPER AIRCRAFT
PA-46-310P/350P MALIBU
AIRPLANE PARTS CATALOG**

Figure and Index Number	Part Number	Code	Nomenclature	No. Req.	Serial Numbers Affected
63A-52	70371-2		COLLAR	1	
	70371-3		BOLT	1	
	404 392		NUT - (AN 320-3)	1	
	690 612		WASHER - (NAS1149FO363P)	1	
	424 051		PIN	1	
-53	415 533		SCREW - (MS 35206-243)	1	
	454 928		CLAMP	1	
	404 910		NUT - (MS 20365-832C)	1	
-54	82695-82		BUSHING	1	
	411 538		SCREW - (MS 35207-269)	1	
	690 612		WASHER - (NAS1149FO363P)	1	
	404 887		NUT - (MS 20365-1032C)	1	
-55	69011-0		LUG	1	
	69012-0		CLAMP	1	
-56	415 554		SCREW - (MS 35207-264)	1	
	690 609		WASHER - (NAS1149FO332P)	2	
	404 887		NUT - (MS 20365-1032C)	2	
-57	83762-3		BRACKET	2	
-58	415 533		SCREW - (MS 35206-243)	1	
	454 929		CLAMP	3	
	404 910		NUT - (MS 20365-832C)	3	
-59	83762-2		BRACKET	3	
-60	85092-2		INDICATOR	1	
-61	85089-2		GUIDE	1	
-62	514 748		SCREW	2	
-63	454 887		CLAMP	1	
-64	416 633		SCREW - (MS 24693-S-273)	1	
	690 612		WASHER - (NAS1149FO363P)	1	
	404 887		NUT - (MS 20365-1032C)	1	
	653 437	C	CABLE ASSEMBLY	1	
-65	653 619	D	CABLE ASSEMBLY	1	
	85090-2		LEVER ASSEMBLY	1	
-66	689 912	D	SWING KEEPER	1	
	85096-2		KNOB	1	
-67	414 748		SCREW - (MS 24693-S-28)	2	
	690 628		WASHER - (NAS1149FO563P)	1	
	690 609		WASHER - (NAS1149FO332P)	1	
	690 612		WASHER - (NAS1149FO363P)	1	
	82695-103		BUSHING	1	
-68	401 285		BOLT - (AN 3-30A)	1	
	408 815		WASHER - Shakeproof	2	
	400 675		BOLT - (AN 23-13)	1	
	404 100		NUT - (AN 310-3)	1	
	690 612		WASHER - (NAS1149FO363P)	4	
	424 095		PIN	1	
	554 757		CLEVIS - (MS 35812-1)	1	
	404 224		NUT - (AN 315-3R)	1	
-71	653 438		CABLE ASSEMBLY	1	
-72					

When ordering, always specify Part Number, Description, and Serial Number of Aircraft

Reissued: September 10, 2006

**PIPER AIRCRAFT
PA-46-310P/350P MALIBU
AIRPLANE PARTS CATALOG**

THIS PAGE INTENTIONALLY LEFT BLANK

**PIPER AIRCRAFT
PA-46-310P/350P MALIBU
AIRPLANE PARTS CATALOG**

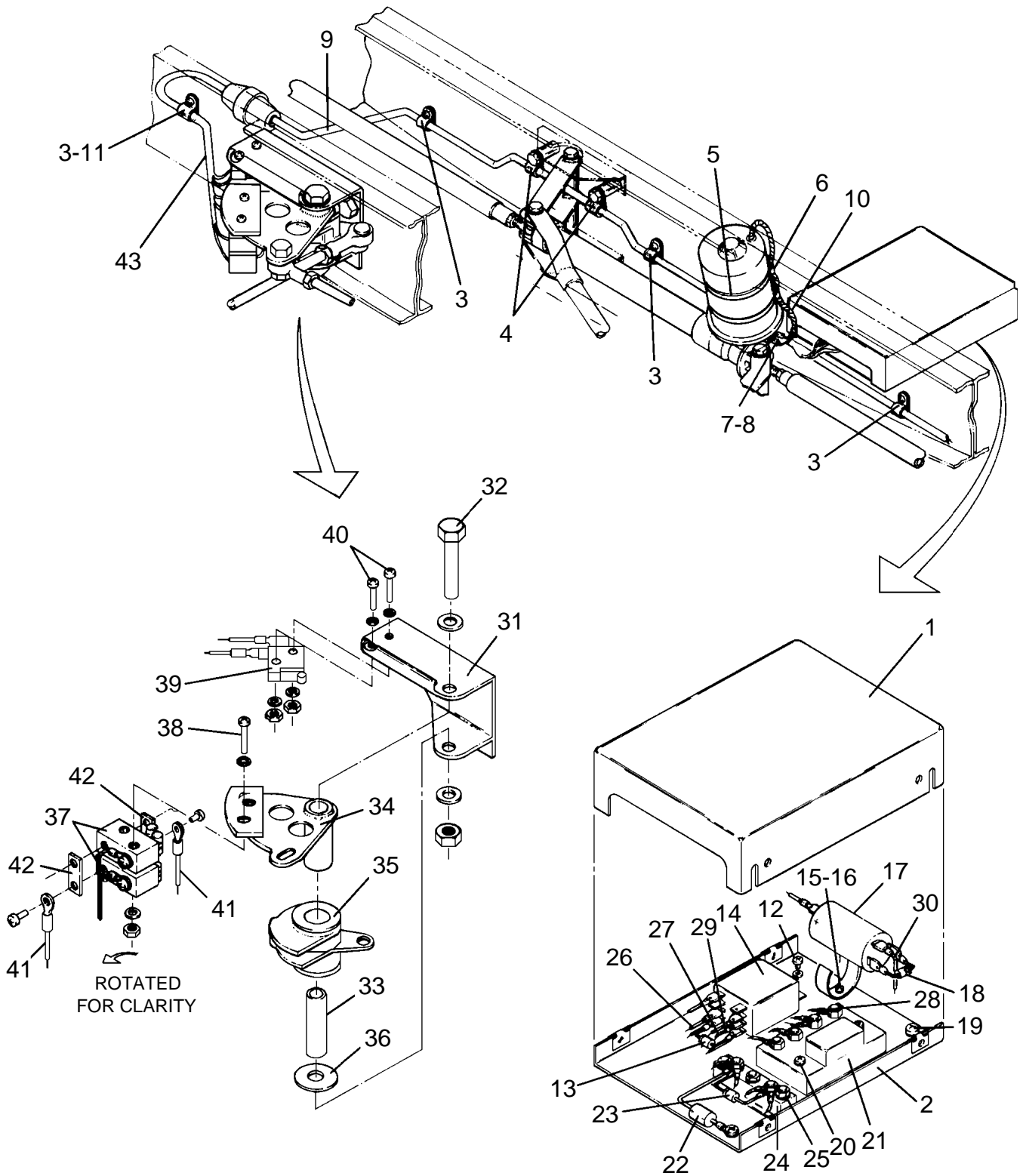


Figure 63B. Flap Drive - Electrical Installation (PA-46-310P)

Reissued: June 26, 1998

**PIPER AIRCRAFT
PA-46-310P/350P MALIBU
AIRPLANE PARTS CATALOG**

CODE EXPLANATIONS FOR FIGURE 63B

A - Used on Serial Numbers 46-8608001 thru 46-8608067, 4608001 thru 4608140, and 4622001 and up.

**PIPER AIRCRAFT
PA-46-310P/350P MALIBU
AIRPLANE PARTS CATALOG**

Figure and Index Number	Part Number	Code	Nomenclature	No. Req.	Serial Numbers Affected
63B-	84646	A	DRAWING - Electrical Installation - Flap Drive		
	85068	A	DRAWING - Flap Drive Installation - Electrical		
-1	84650-2		COVER	1	
-2	84649-2		PLATE ASSEMBLY	1	
-3	487 722		STRAP	5	
	415 551		SCREW - (MS35206-261)	5	
	407 584		WASHER - (AN960-10L)	5	
	404 887		NUT - (MS20365-1032C)	5	
	587 171		SPACER	2	
-4	454 929		CLAMP	2	
	401 273		BOLT - (AN3-14A)	2	
	404 887		NUT - (MS20365-1032C)	2	
	488 752		TYRAP	2	
-6	484 656		RING	2	
	488 722		TYRAP	2	
-7	488 722		TYRAP	1	
-8	63882-3		SLEEVE	2	
-9	84647-2		HARNES ASSEMBLY	1	
-10	65653-5		SLEEVE	1	
-11	487 722		STRAP CLAMP	5	
-12	407 582		WASHER - (AN960-6L)	2	
	415 519		SCREW - (MS35206-229)	2	
-13	84647-5		WIRE ASSEMBLY	1	
-14	584 315		RELAY	1	
-15	654 188		CLIP	1	
-16	415 517		SCREW - (MS35206-227)	1	
	407 582		WASHER - (AN960-6L)	1	
	404 909		NUT - (MS20365-632C)	1	
	475 315		TIME DELAY MODULE	1	
-18	84647-13		RESISTOR ASSEMBLY	1	
-19	407 584		WASHER - (AN960-10L)	2	
	404 887		NUT - (MS20365-1032C)	2	
-20	411 533		SCREW - (MS35206-264)	2	
	407 584		WASHER - (AN960-10L)	4	
	411 535		SCREW - (MS35207-266)	2	
-21	584 369		CURRENT SENSOR	1	
-22	84647-15		CAPACITOR ASSEMBLY	1	
-23	84647-12		DIODE ASSEMBLY	1	
-24	588 439		TERMINAL STRIP	1	
-25	415 505		SCREW - (MS35206-215)	2	
	407 040		WASHER - (MS35338-40)	2	
	404 908		NUT - (MS20365-440C)	2	
-26	84647-6		WIRE ASSEMBLY	1	
-27	84647-7		WIRE ASSEMBLY	1	
-28	84647-8		WIRE ASSEMBLY	1	
-29	84647-10		WIRE ASSEMBLY	1	
-30	84647-14		WIRE ASSEMBLY	1	
-31	100904-03		BRACKET - Flap actuator cam	1	
	100904-02		PLATE - Flap actuator cam	1	
	414 515		SCREW - (MS24693-S48)	2	
	407 531		WASHER - (AN960-3L)	2	
-32	404 529		NUT - (MS21042-08)	2	
	401 282		BOLT - (AN3-27A)	1	
	407 584		WASHER - (AN960-10L)	1	
	404 887		NUT - (MS20365-1032C)	1	
-33	82695-100		SPACER	1	
-34	85095-2		SWITCH SUPPORT CAM ASSEMBLY	1	

When ordering, always specify Part Number, Description, and Serial Number of Aircraft

Reissued: September 10, 2006

**PIPER AIRCRAFT
PA-46-310P/350P MALIBU
AIRPLANE PARTS CATALOG**

Figure and Index Number	Part Number	Code	Nomenclature	No. Req.	Serial Numbers Affected
63B-35	85094-2		ACTIVATOR CAM ASSEMBLY	1	
-36	407 800		WASHER - (AN970-3)	1	
-37	688 345		SWITCH	2	
-38	764 880		SCREW	2	
	407 561		WASHER - (AN960-4)	2	
	404 907		NUT - (MS20365-440)	2	
-39	487 925		SWITCH	1	
	451 841		ACTUATOR	1	
-40	415 509		SCREW - (MS 35206-219)	2	
	407 561		WASHER - (AN 960-4)	AR	
	404 907		NUT - (MS 20365-440)	2	
-41	84647-2		HARNES ASSEMBLY - Flap Switch	1	
-42	84647-4		BUS	2	
-43	84647-3		HARNES ASSEMBLY	1	

When ordering, always specify Part Number, Description, and Serial Number of Aircraft

PIPER AIRCRAFT
PA-46-310P/350P MALIBU
AIRPLANE PARTS CATALOG

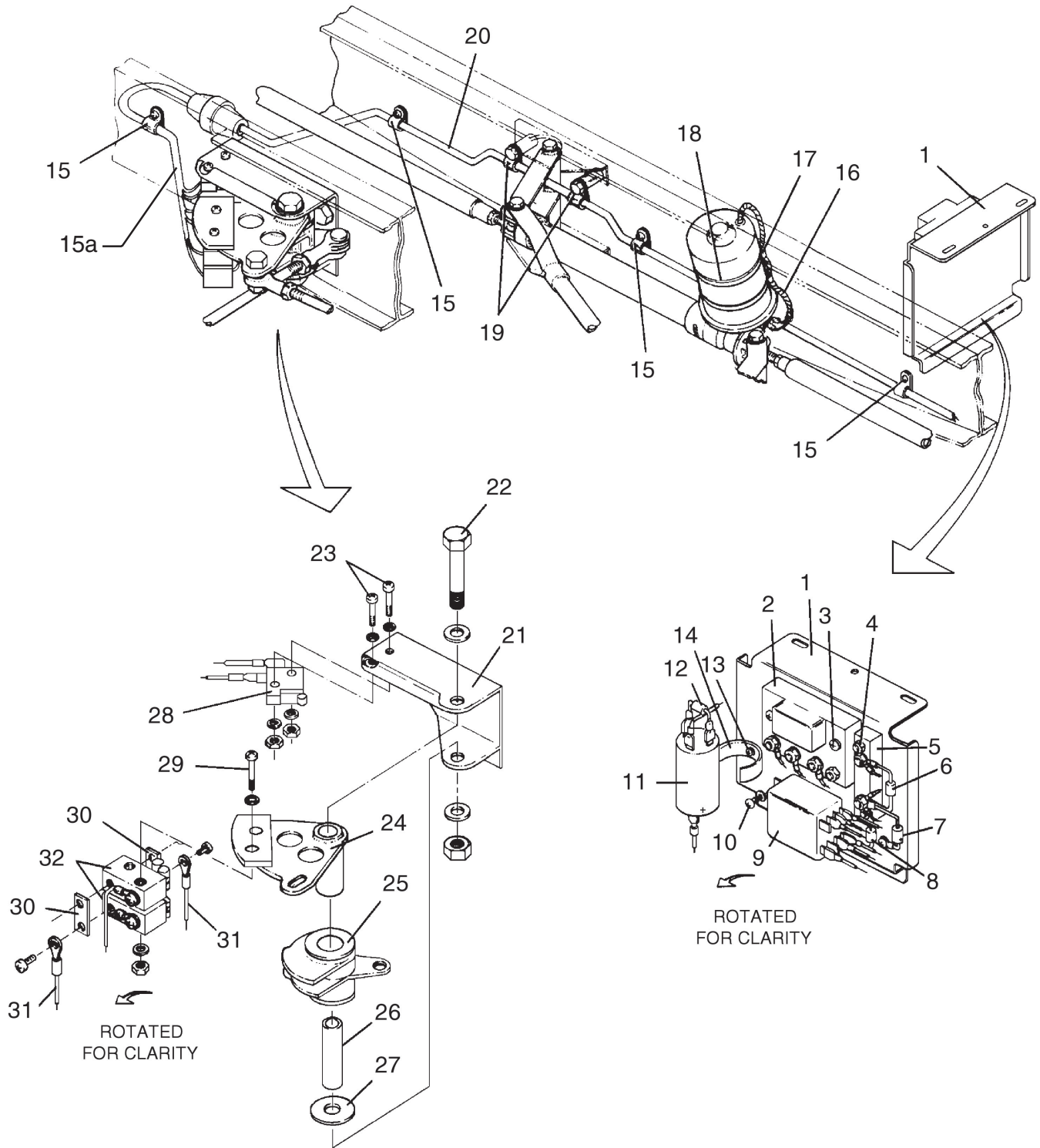


Figure 63C. Flap Drive - Electrical Installation (PA-46-350P)

**PIPER AIRCRAFT
PA-46-310P/350P MALIBU
AIRPLANE PARTS CATALOG**

CODE EXPLANATIONS FOR FIGURE 63C

- A - Used on Serial Numbers 46-8608001 thru 46-8608067, 4608001 thru 4608140, and 4622001 and up.
- B - See latest revision of Service Bulletin 780A.

**PIPER AIRCRAFT
PA-46-310P/350P MALIBU
AIRPLANE PARTS CATALOG**

Figure and Index Number	Part Number	Code	Nomenclature	No. Req.	Serial Numbers Affected
63C-	84646	A	DRAWING - Electrical Installation - Flap Drive		
	85068	A,B	DRAWING - Flap Drive Installation - Electrical		
-1	89867-02		ELECTRIC COMPONENTS ASSEMBLY	1	
-2	584 369		CURRENT SENSOR	1	
-3	411 535		SCREW - (MS35207-266)	2	
	407 584		WASHER - (AN960-10L)	2	
-4	415 505		SCREW - (MS35206-215)	2	
	407 040		WASHER - (MS35338-40)	2	
	404 908		NUT - (MS20365-440C)	2	
-5	588439		TERMINAL STRIP	1	
-6	84647-12		DIODE ASSEMBLY	1	
-7	84647-15		CAPACITOR ASSEMBLY	1	
-8	84647-05		WIRE ASSEMBLY	1	
-9	584 315		RELAY	1	
-10	415 519		SCREW - (MS35206-229)	2	
	407 582		WASHER - (AN960-6L)	2	
-11	475 315		TIME DELAY MODULE	1	
-12	84647-13		RESISTOR ASSEMBLY	1	
-13	414 741		SCREW - (MS24693-525)	1	
	407 582		WASHER - (AN960-6L)	1	
	404 909		NUT - (MS20365-632C)	1	
-14	654 188		CLIP	1	
-15	454 929		CLAMP	5	
-15a	84647-03		HARNES ASSEMBLY -	1	
-16	65653-05		SLEEVE	1	
-17	484 656		RING	2	
	488 722		TYRAP	2	
-18	488 752		TYRAP	2	
-19	587 171		SPACER	2	
	454 929		CLAMP	2	
	401 273		BOLT - (AN3-14A)	2	
	404 887		NUT - (MS20365-1032C)	2	
-20	84647-02		HARNES ASSEMBLY	1	
-21	85093-02		BRACKET - Flap actuator cam	1	4622001 thru 4622119
	100904-03		BRACKET - Flap actuator cam	1	4622120 and up
	100904-02		PLATE - Flap actuator cam	1	
	414 515		SCREW - (MS24693-S48)	2	
	407 531		WASHER - (AN960-3L)	2	
	404 529		NUT - (MS21042-08)	2	
-22	401 282		BOLT - (AN3-27A)	1	
	407 584		WASHER - (AN960-10L)	2	
	404 887		NUT - (M520365-1032C)	1	
-23	415 509		SCREW - (M535206-219)	2	
	407 561		WASHER - (AN960-4)	AR	
	404 907		NUT - (MS20365-440)	2	
-24	85095-02		SWITCH SUPPORT CAM ASSEMBLY	1	
-25	85094-02		ACTIVATOR CAM ASSEMBLY	1	
-26	82695-100		SPACER	1	
-27	407 800W		WASHER - (AN970-3)	1	
-28	487 925S		SWITCH	1	
	451 841		ACTIVATOR	1	
-29	764 880		SCREW - (16054)	2	
	407 561		WASHER - (AN960-4)	2	
	404 907		NUT - (MS20365-440)	2	
-30	84647-04		BUS	2	
-31	84647-02		HARNES ASSEMBLY - Flap switch	1	
-32	688 345		SWITCH	2	

When ordering, always specify Part Number, Description, and Serial Number of Aircraft

Reissued: September 10, 2006

**PIPER AIRCRAFT
PA-46-310P/350P MALIBU
AIRPLANE PARTS CATALOG**

THIS PAGE INTENTIONALLY LEFT BLANK

PIPER AIRCRAFT
PA-46-310P/350P MALIBU
AIRPLANE PARTS CATALOG

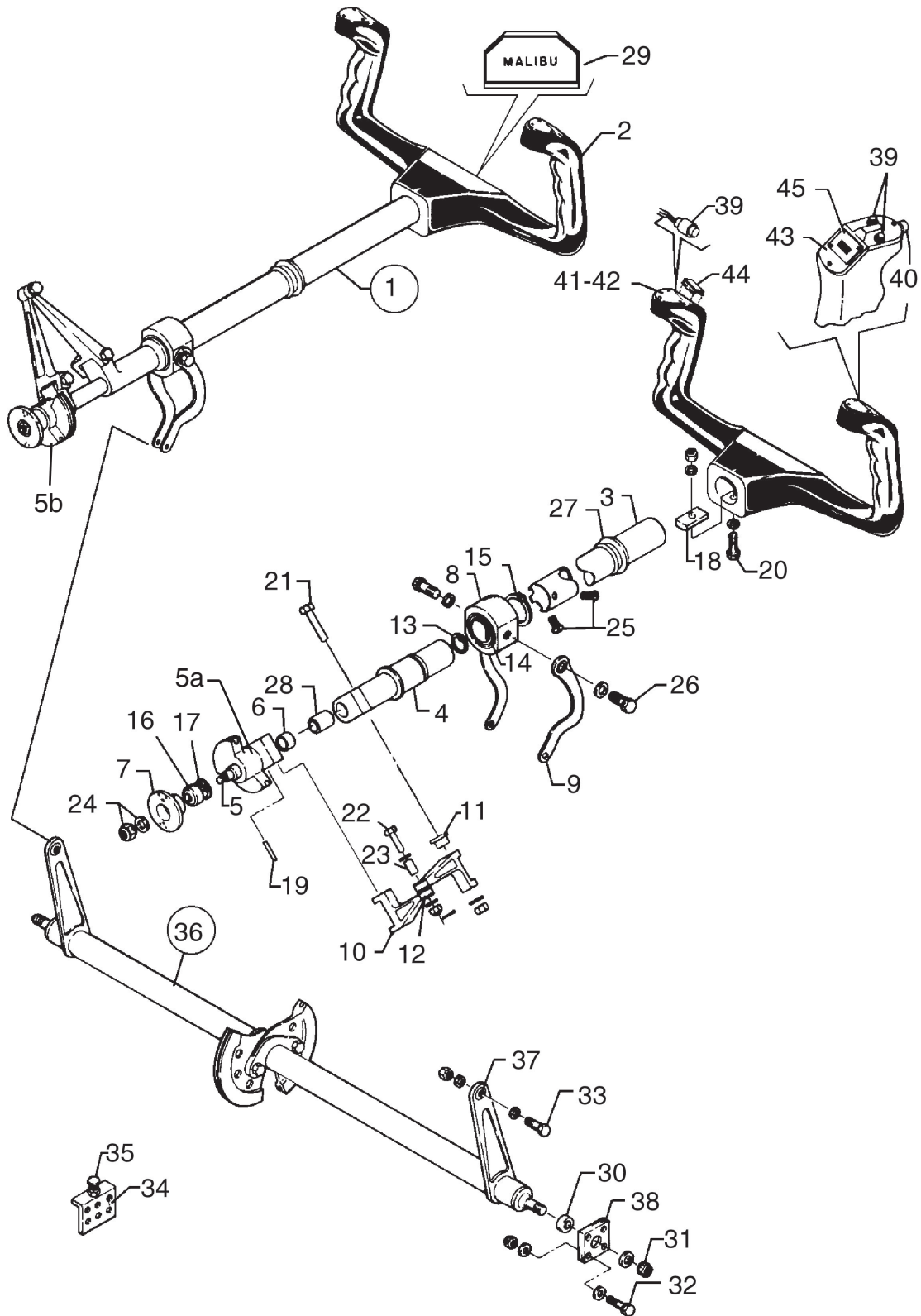


Figure 64. Control Wheel Installation

Reissued: September 10, 2006

**PIPER AIRCRAFT
PA-46-310P/350P MALIBU
AIRPLANE PARTS CATALOG**

CODE EXPLANATIONS FOR FIGURE 64

- A - Used if remote transponder identification switch is installed on right grip of pilot's control wheel; left grip on copilot's control wheel.
- B - Used if King KFC-150 Autopilot is installed.
- C - The same quantity are used if switches are installed on copilot's control wheel.
- D - PA-46-310P.
- E - PA-46-350P.

PIPER AIRCRAFT

PA-46-310P/350P MALIBU

AIRPLANE PARTS CATALOG

Figure and Index Number	Part Number	Code	Nomenclature	No. Req.	Serial Numbers Affected
64-	82800	D	DRAWING - Control System Installation		
	89920	E	DRAWING - Control System Installation		
-1	82830-02	D	CONTROL COLUMN ASSEMBLY - Left	1	
	82830-03	D	CONTROL COLUMN ASSEMBLY - Right	1	
	82830-14	E	CONTROL COLUMN ASSEMBLY - Left	1	4622001 thru 4622171
	82830-18	E	CONTROL COLUMN ASSEMBLY - Left	1	4622172 and up
	82830-15	E	CONTROL COLUMN ASSEMBLY - Right	1	4622001 thru 4622171
	82830-19	E	CONTROL COLUMN ASSEMBLY - Right	1	4622172 and up
-2	82973-06	E	* CONTROL WHEEL ASSEMBLY	1	4622001 thru 4622171
	82973-07	E	* CONTROL WHEEL ASSEMBLY	1	4622172 and up
	82980-05	E	** CONTROL WHEEL	1	4622001 thru 4622171
	89918-02	E	** * COVER - Leather	1	
	82980-08	E	** CONTROL WHEEL	1	4622172 and up
	82980-02	D	** CONTROL WHEEL	1	
-3	82830-09	D	* TUBE - Control column	1	
	82830-13	E	* TUBE - Control column	1	
-4	82824-02		* GUIDE - Control column	1	
-5	82829-02		* ROD - Control column guide	1	
-5a	85212-02		* AILERON CONTROL QUADRANT - Left	RF	
-5b	85213-02		* AILERON CONTROL QUADRANT - Right	RF	
-6	82877-02		* STOP - Control column	1	
-7	82830-10		* BLOCK - Control column mounting	1	
-8	82830-08		* BUSHING - Control column	1	
-9	82832-02		* ARM - Control column attachment, inboard left, outboard right	1	
	82832-03		* ARM - Control column attachment, outboard left, inboard right	1	
-10	82819-02		* ARM ASSEMBLY - Aileron torque	2	
-11	452 387		** BEARING	2	
-12	83630-11		BEARING - Shoulder	2	
-13	485 052		* RING - Bearing retainer	2	
-14	452 835		* BEARING - Control column bushing	2	
-15	485 053		* RING - Bearing retainer	2	
-16	452 870		* BEARING - Control column mounting block	1	
-17	485 083		* RING - Bearing retainer	1	
-18	84751-03		* SPACER - Control wheel attachment	1	
-19	480 415		* ROLL PIN - Aileron control quadrant	1	
-20	400 441		* BOLT - (AN3-7A)	1	
-21	401 280		* BOLT - (AN3-26A)	2	
	407 564		* WASHER - (AN960-10)	6	
	404 887		* NUT - (MS20365-1032C)	2	
-22	400 057		* BOLT - (AN3-12)	1	
	407 800		* WASHER - (AN970-3)	2	
	404 100		* NUT - (AN310-3)	1	
	424 051		* COTTER PIN	1	
-23	82695-15		* BUSHING	1	
-24	407 585		* WASHER - (AN960-416L)	1	
	404 888		* NUT - (MS20365-428C)	1	
-25	416 076		* SCREW - Cap (MS35265-60)	6	
	407 564		* WASHER - (AN960-10)	6	
-26	401 302		* BOLT - (AN3H-5A)	2	
	407 800		* WASHER - (AN970-3)	2	
-27	82834-02		* BEARING - Control column support	1	
-28	452 827		* BEARING - Control column guide	2	
-29	84746-02		* PAD ASSEMBLY - Control wheel	1	
-30	452 846		BEARING	2	

When ordering, always specify Part Number, Description, and Serial Number of Aircraft

Reissued: September 10, 2006

**PIPER AIRCRAFT
PA-46-310P/350P MALIBU
AIRPLANE PARTS CATALOG**

Figure and Index Number	Part Number	Code	Nomenclature	No. Req.	Serial Numbers Affected
64-31	407 566		WASHER - (AN960-516)	4	
	404 889		NUT - (MS20365-524C)	2	
-32	400 440		BOLT - (AN3-6A)	8	
	407 584		WASHER - (AN960-10L)	16	
	404 887		NUT - (MS20365-1032C)	8	
-33	401 270		BOLT - (AN3-11A)	2	
	407 565		WASHER - (AN960-10L)	4	
	404 887		NUT - (MS20365-1032C)	2	
-34	82879-02		STOP ASSEMBLY - Elevator torque tube	1	
-35	402 757		* BOLT - Adjusting (NAS428-3-7)	1	
	404 224		* NUT - (AN315-3R)	1	
-36	82814-02		TUBE ASSEMBLY - Elevator torque	1	
-37	452 387		* BEARING	2	
-38	82848-02		BLOCK - Bearing	2	
-39	688 289	C	SWITCH - Mike, transponder, and CWS-A/P disengage	3	
-40	688 290	C	SWITCH - Autopilot disconnect	1	
-41	82940-02		CAP - Control wheel switch (plain)	AR	
-42	82974-04	A,C	CAP - Control wheel switch	1	
-43	82974-02	B,C	CAP - Control wheel switch	1	
-44	82940-03		CAP - Hole plug, control wheel switch	AR	
-45	597 668		SWITCH - Autopilot electric trim	AR	

When ordering, always specify Part Number, Description, and Serial Number of Aircraft

**PIPER AIRCRAFT
PA-46-310P/350P MALIBU
AIRPLANE PARTS CATALOG**

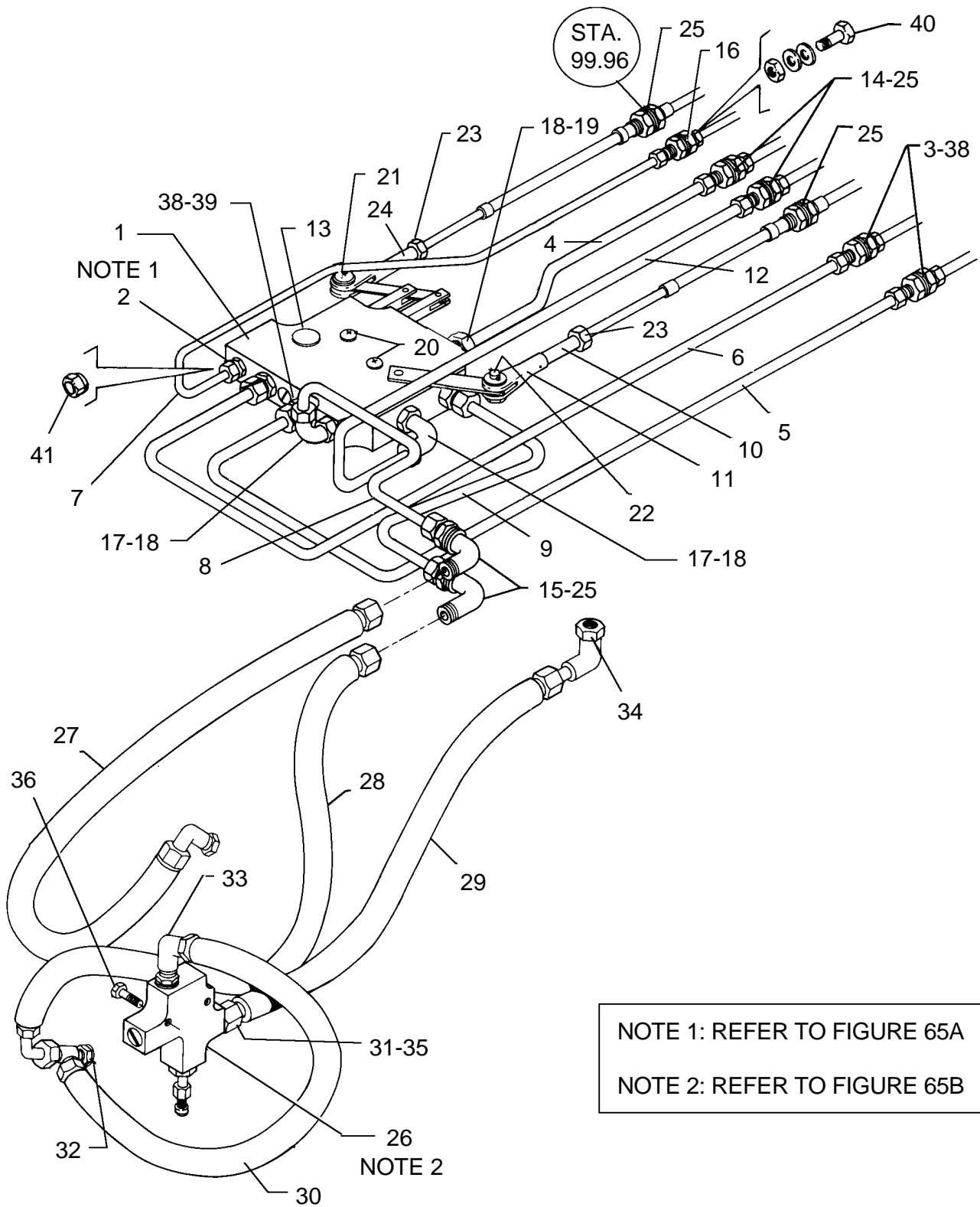


Figure 65. Forward Hydraulic System Installation (Gar-Kenyon) (F.S. 79 to F.S. 99.96)
(46-8408001 thru 46-8608067 and 4608001 thru 4608007)

Reissued: June 26, 1998

**PIPER AIRCRAFT
PA-46-310P/350P MALIBU
AIRPLANE PARTS CATALOG**

CODE EXPLANATIONS FOR FIGURE 65

- A - See Figure 65A for component parts.
- B - See Figure 65B for component parts.

PIPER AIRCRAFT

PA-46-310P/350P MALIBU

AIRPLANE PARTS CATALOG

Figure and Index Number	Part Number	Code	Nomenclature	No. Req.	Serial Numbers Affected
65-	83726		DRAWING - Hydraulic System Installation		
-1	83767-02	A	VALVE ASSEMBLY - Landing gear selector	1	
-2	754 884		* FITTING - Gauge port	1	46-8408001 thru 46-8508109
-3	579 165		PACKIN	2	
-4	83744-76		TUBE ASSEMBLY - Main gear retraction	1	
-5	83744-73		TUBE ASSEMBLY - Hydraulic return	1	
-6	83744-74		TUBE ASSEMBLY - Hydraulic pressure	1	
-7	83744-77		TUBE ASSEMBLY - Hydraulic pressure gauge	1	46-8408001 thru 46-8508109
-8	83744-71		TUBE ASSEMBLY - Nose gear extension	1	
-9	83744-72		TUBE ASSEMBLY - Nose gear retraction	1	
-10	83771-03		EXTENSION - Emergency gear control	1	
-11	488 327		TERMINAL	1	
-12	83744-75		TUBE ASSEMBLY - Main gear extension	1	
-13	688 260		SWITCH - Pressure	1	
-14	491 060		UNION	2	
	407 568		WASHER - (AN960-716)	2	
	477 618		NUT - (AN924-4D)	2	
-15	458 934		ELBOW	2	
	407 568		WASHER - (AN960-716)	4	
	477 629		NUT - (AN924-4D)	2	
-16	491 059		UNION	1	46-8408001 thru 46-8508109
	407 567		WASHER - (AN960-616)	1	46-8408001 thru 46-8508109
	477 617		NUT - (AN924-3D)	1	46-8408001 thru 46-8508109
	584 272		PACKING	1	46-8408001 thru 46-8508109
-17	559 013		ELBOW	2	
-18	484 950		O-RING	7	
-19	552 582		ADAPTER	2	
-20	411 537		SCREW - (MS35207-268)	2	
	407 584		WASHER - Upper, outboard (AN960-10L)	1	
	407 104		WASHER - Upper, inboard (AN935-10)	1	
	587 161		WASHER - Lower	2	
-21	400 672		BOLT - (AN23-10)	1	
	407 584		WASHER - Upper and center (AN960-10L)	2	
	404 100		NUT - (AN310-3)	1	
	424 051		COTTER PIN	1	
-22	424 175		PIN	1	
	407 584		WASHER - (AN960-10L)	2	
	424 032		COTTER PIN	1	
-23	404 224		NUT - (AN315-3R)	2	
-24	488 327		TERMINAL	1	
-25	579 161		PACKING	4	
-26	83768-02	B	VALVE ASSEMBLY - Timed check, nose gear	1	
-27	63901-78		HOSE ASSEMBLY - Nose gear extension	1	
-28	84012-07		HOSE ASSEMBLY - Nose gear retraction	1	
-29	84012-08		HOSE ASSEMBLY - Nose gear door actuator	1	
-30	63901-41		HOSE ASSEMBLY - Check valve to nose gear actuator	1	
-31	552 594		ADAPTER	1	
-32	588 803		TEE	1	
-33	559 013		ELBOW	2	
-34	559 019		ELBOW	1	
-35	579 388		O-RING	2	
-36	401 270		BOLT - Check valve attachment (AN3-11A)	2	
-37	491 061		UNION	2	
	507 569		WASHER - (AN960-816)	2	
	477 623		NUT - (AN924-5D)	2	

When ordering, always specify Part Number, Description, and Serial Number of Aircraft

Reissued: June 26, 1998

**PIPER AIRCRAFT
PA-46-310P/350P MALIBU
AIRPLANE PARTS CATALOG**

Figure and Index Number	Part Number	Code	Nomenclature	No. Req.	Serial Numbers Affected
<u>65-38</u>	<u>485 099</u>		O-RING	2	
<u>-39</u>	<u>552 598</u>		ADAPTER	2	
<u>-40</u>	<u>584 272</u>		PACKING	1	46-8608001 thru 46-8608067 and 4608001 thru 4608007
	<u>401 391</u>		BOLT - (AN6-7A)	1	46-8608001 thru 46-8608067 and 4608001 thru 4608007
	<u>407 567</u>		WASHER - (AN960-616)	1	46-8608001 thru 46-8608067 and 4608001 thru 4608007
	<u>404 895</u>		NUT - (MS20365-624)	1	46-8608001 thru 46-8608067 and 4608001 thru 4608007
<u>-41</u>	<u>484 284</u>		CAP	1	46-8608001 thru 46-8608067 and 4608001 thru 4608007

When ordering, always specify Part Number, Description, and Serial Number of Aircraft

PIPER AIRCRAFT
PA-46-310P/350P MALIBU
AIRPLANE PARTS CATALOG

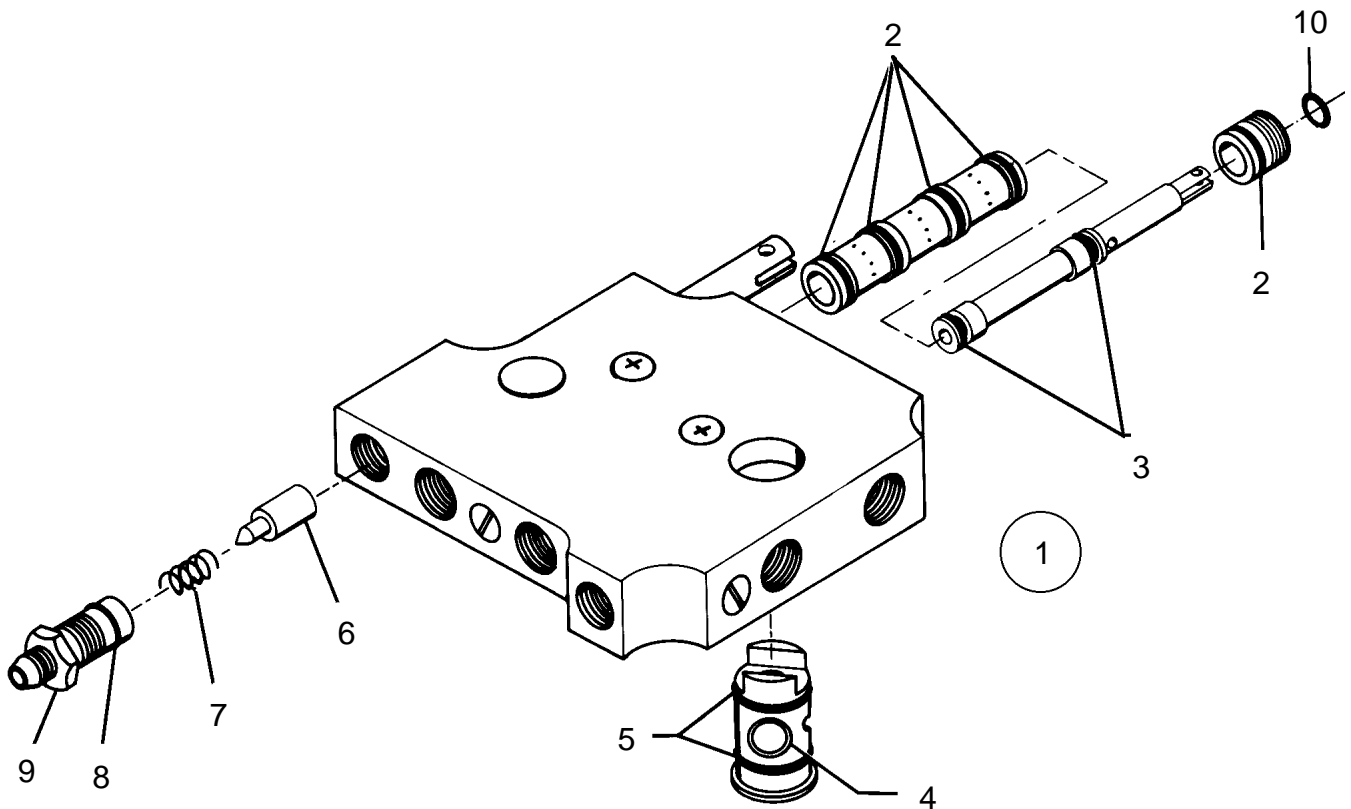


Figure 65A. Landing Gear Selector Valve Assembly (Gar -Kenyon)

Reissued: June 26, 1998

**PIPER AIRCRAFT
PA-46-310P/350P MALIBU
AIRPLANE PARTS CATALOG**

CODE EXPLANATIONS FOR FIGURE 65A

**PIPER AIRCRAFT
PA-46-310P/350P MALIBU
AIRPLANE PARTS CATALOG**

Figure and Index Number	Part Number	Code	Nomenclature	No. Req.	Serial Numbers Affected
<u>65A-1</u>	<u>83767-02</u>		VALVE ASSEMBLY - Landing gear selector	1	
<u>-2</u>	<u>484 864</u>		O-RING - Sleeve and end fitting	5	
<u>-3</u>	<u>752 629</u>		O-RING - Spool	2	
<u>-4</u>	<u>752 629</u>		O-RING - Free-fall spool	1	
<u>-5</u>	<u>484 788</u>		O-RING - Free-fall spool	2	
<u>-6</u>	<u>763 576</u>		POPPET - Relief valve	1	
<u>-7</u>	<u>764 874</u>		SPRING - Relief valve	1	
<u>-8</u>	<u>484 818</u>		O-RING - Fitting	1	
<u>-9</u>	<u>754 889</u>		FITTING ASSEMBLY	1	
<u>-10</u>	<u>484 934</u>		O-RING - End fitting (inner)	1	

When ordering, always specify Part Number, Description, and Serial Number of Aircraft

Reissued: June 26, 1998

**PIPER AIRCRAFT
PA-46-310P/350P MALIBU
AIRPLANE PARTS CATALOG**

THIS PAGE INTENTIONALLY LEFT BLANK

PIPER AIRCRAFT
PA-46-310P/350P MALIBU
AIRPLANE PARTS CATALOG

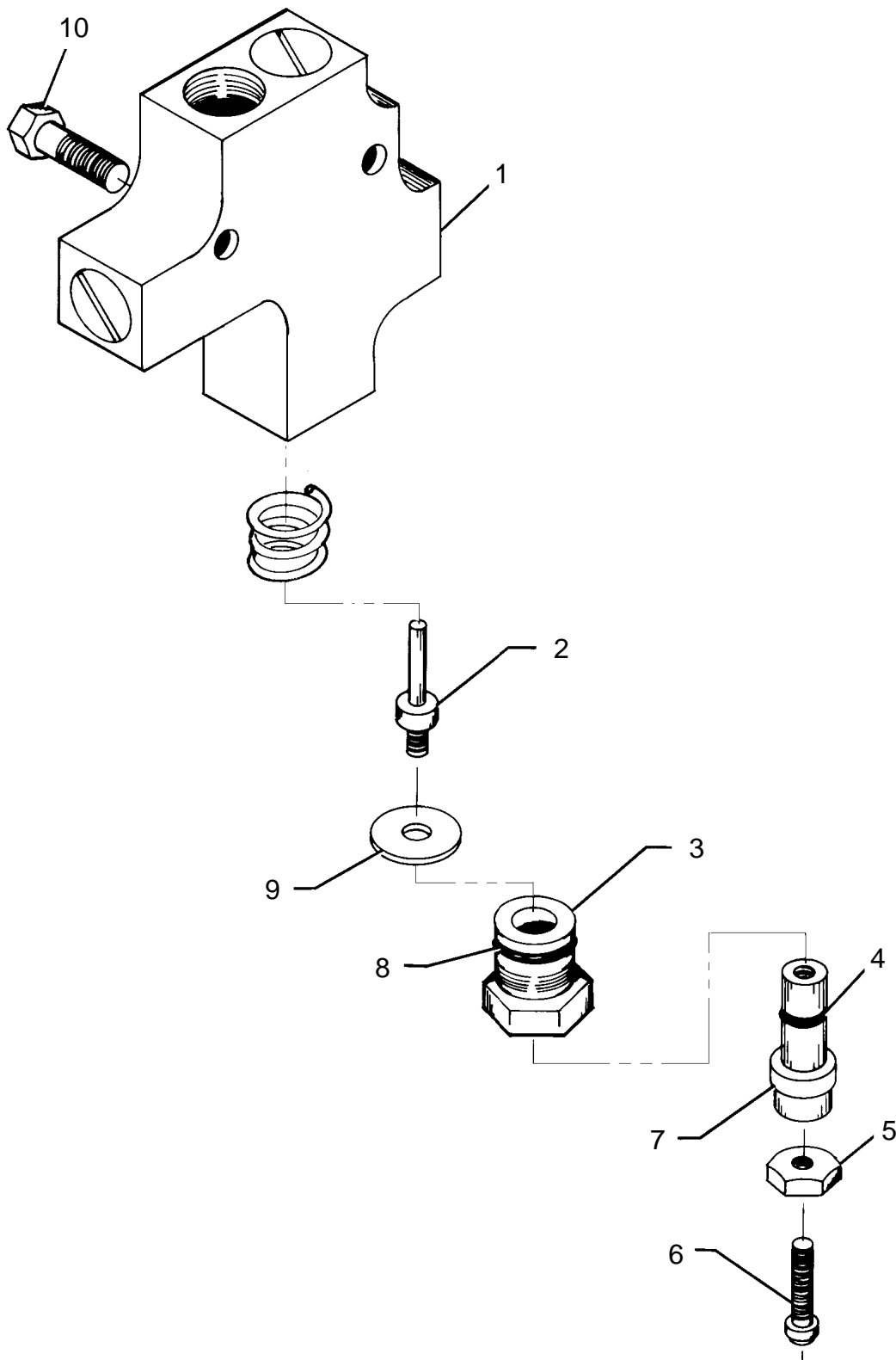


Figure 65B. Nose Gear Timed Check Valve Assembly (Gar Kenyon)

Reissued: June 26, 1998

**PIPER AIRCRAFT
PA-46-310P/350P MALIBU
AIRPLANE PARTS CATALOG**

CODE EXPLANATIONS FOR FIGURE 65B

**PIPER AIRCRAFT
PA-46-310P/350P MALIBU
AIRPLANE PARTS CATALOG**

Figure and Index Number	Part Number	Code	Nomenclature	No. Req.	Serial Numbers Affected
<u>65B-1</u>	<u>83768-02</u>		VALVE ASSEMBLY - Timed check, nose gear	1	
<u>-2</u>	<u>762 644</u>		ROD - Timed check valve	1	
<u>-3</u>	<u>754 890</u>		FITTING - Timed check valve	1	
<u>-4</u>	<u>484 675</u>		O-RING - Plunger	1	
<u>-5</u>	<u>755 638</u>		NUT - (AN150407)	1	
<u>-6</u>	<u>764 518</u>		END CAP	1	
<u>-7</u>	<u>763 577</u>		PLUNGER	1	
<u>-8</u>	<u>484 788</u>		O-RING - Fitting	1	
<u>-9</u>	<u>762 645</u>		RETAINER	1	
<u>-10</u>	<u>401 270</u>		BOLT - Check valve attachment	2	

When ordering, always specify Part Number, Description, and Serial Number of Aircraft

Reissued: June 26, 1998

**PIPER AIRCRAFT
PA-46-310P/350P MALIBU
AIRPLANE PARTS CATALOG**

THIS PAGE INTENTIONALLY LEFT BLANK

PIPER AIRCRAFT
PA-46-310P/350P MALIBU
AIRPLANE PARTS CATALOG

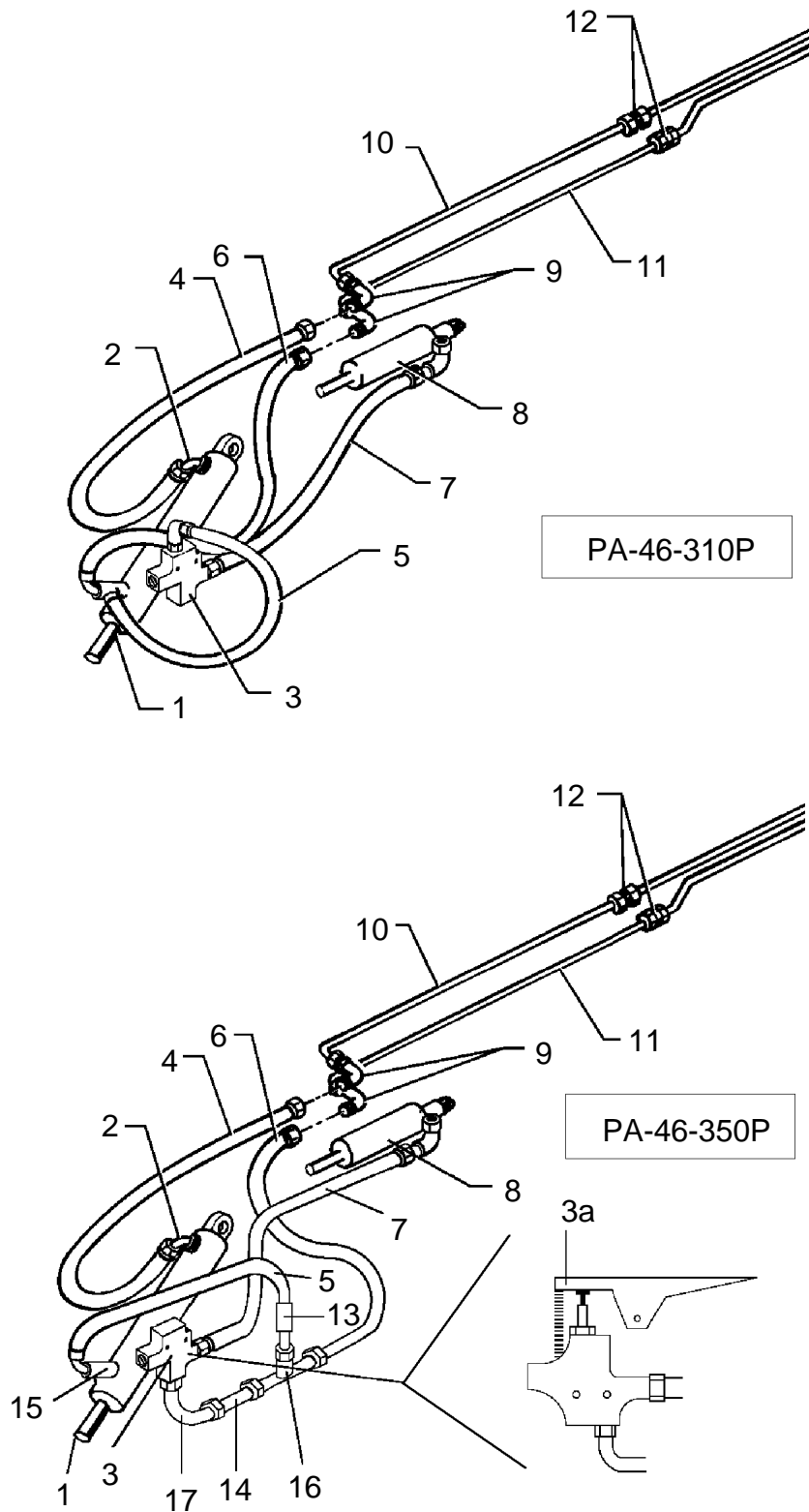


Figure 65C. Forward Hydraulic System Installation (Parker Hannifin)
(S/N 4608008 and up and 4622001 and up)

Reissued: June 26, 1998

**PIPER AIRCRAFT
PA-46-310P/350P MALIBU
AIRPLANE PARTS CATALOG**

CODE EXPLANATIONS FOR FIGURE 65C

- A - See Figure 25B for component parts
- B - See Figure 65D for component parts
- C - See Figure 33A for component parts
- D - PA-46-310P only.
- E - PA-46-350P only.

PIPER AIRCRAFT

PA-46-310P/350P MALIBU

AIRPLANE PARTS CATALOG

Figure and Index Number	Part Number	Code	Nomenclature	No. Req.	Serial Numbers Affected
<u>65C-</u>	<u>85055</u>		DRAWING - Hydraulic System Installation		
<u>-1</u>	<u>89075-07</u>	<u>E</u>	ACTUATOR ASSEMBLY - Nose gear locking	1	
	<u>89075-04</u>	<u>A,D</u>	ACTUATOR ASSEMBLY - Nose gear locking	1	
<u>-2</u>	<u>559 013</u>		ELBOW	1	
	<u>484 950</u>		O-RING	1	
<u>-3</u>	<u>83768-03</u>		VALVE - Sequence	1	
<u>-3a</u>	<u>89701-03</u>	<u>E</u>	LEVER ASSEMBLY	1	
	<u>89701-10</u>	<u>E</u>	SHAFT	1	
	<u>400 059</u>	<u>E</u>	BOLT - (AN3-14)	1	
	<u>407 564</u>	<u>E</u>	WASHER - (AN960-10)	2	
	<u>404 392</u>	<u>E</u>	NUT - (AN320-2)	1	
	<u>424 050</u>	<u>E</u>	PIN	1	
	<u>487 291</u>	<u>E</u>	SPRING	1	
<u>-4</u>	<u>63901-78</u>		HOSE ASSEMBLY	1	
<u>-5</u>	<u>63901-41</u>	<u>D</u>	HOSE ASSEMBLY	1	
	<u>63901-149</u>	<u>E</u>	HOSE ASSEMBLY	1	
<u>-6</u>	<u>63901-148</u>		HOSE ASSEMBLY	1	
<u>-7</u>	<u>84012-26</u>	<u>D</u>	HOSE ASSEMBLY	1	
	<u>97499-31</u>	<u>E</u>	HOSE ASSEMBLY	1	
<u>-8</u>	<u>83769-03</u>	<u>C</u>	ACTUATOR - Nose gear door	1	
<u>-9</u>	<u>458 934</u>		ELBOW	2	
	<u>407 568</u>		WASHER - (AN960-716)	4	
	<u>477 629</u>		NUT - (AN924-4)	4	
<u>-10</u>	<u>83744-97</u>		TUBE ASSEMBLY	1	
<u>-11</u>	<u>83744-98</u>		TUBE ASSEMBLY	1	
<u>-12</u>	<u>458 900</u>		UNION	2	
	<u>407 568</u>		WASHER - (AN960-716)	4	
	<u>579 161</u>		PACKING	4	
	<u>477 618</u>		NUT - (AN924-4D)	4	
<u>-13</u>	<u>584 385</u>	<u>E</u>	RESTRICTOR	1	
<u>-14</u>	<u>56961-54</u>	<u>E</u>	TUBE ASSEMBLY	1	
<u>-15</u>	<u>559 013</u>	<u>E</u>	ELBOW	1	
	<u>484 950</u>	<u>E</u>	O-RING	2	
<u>-16</u>	<u>588 862</u>	<u>E</u>	TEE	1	
	<u>484 950</u>	<u>E</u>	O-RING	2	
<u>-17</u>	<u>559 013</u>	<u>E</u>	ELBOW	1	
	<u>484 950</u>	<u>E</u>	O-RING	2	

When ordering, always specify Part Number, Description, and Serial Number of Aircraft

Reissued: June 26, 1998

**PIPER AIRCRAFT
PA-46-310P/350P MALIBU
AIRPLANE PARTS CATALOG**

THIS PAGE INTENTIONALLY LEFT BLANK

PIPER AIRCRAFT
PA-46-310P/350P MALIBU
AIRPLANE PARTS CATALOG

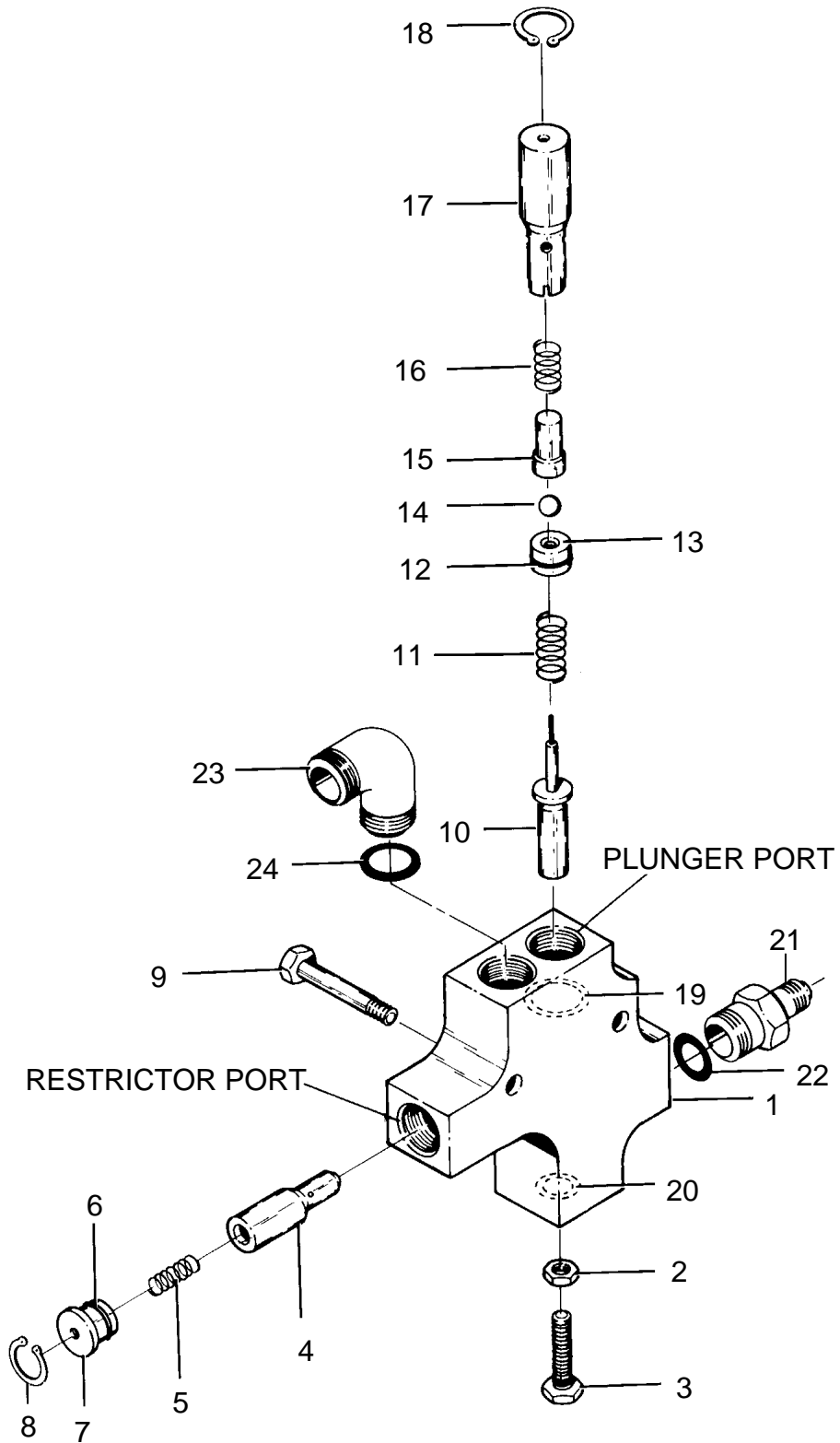


Figure 65D. Sequence Valve (Parker Hannifin)

Reissued: June 26, 1998

**PIPER AIRCRAFT
PA-46-310P/350P MALIBU
AIRPLANE PARTS CATALOG**

CODE EXPLANATIONS FOR FIGURE 65D

A - Order repair kit 765 327 for set of replacement O-rings. Not available individually.

**PIPER AIRCRAFT
PA-46-310P/350P MALIBU
AIRPLANE PARTS CATALOG**

Figure and Index Number	Part Number	Code	Nomenclature	No. Req.	Serial Numbers Affected
65D-1	765 204		VALVE BODY	1	
-2	405 475		LOCKNUT - (MS35650-302)	1	
-3	402 756		BOLT - (NAS-428-3-6)	1	
-4	762 661		RESTRICTOR	1	
-5	765 470		SPRING	1	
-6		A	O-RING	1	
-7	763 608		PLUG	1	
-8	762 668		RING - Retainer	1	
-9	401 270		BOLT - Mounting (AN3-11A)	2	
-10	763 610		PLUNGER	1	
-11	765 471		SPRING	1	
-12		A	O-RING	1	
-13	765 472		SEAT	1	
-14	758 674		BALL	1	
-15	762 662		RETAINER	1	
-16	765 473		SPRING	1	
-17	763 609		PLUG	1	
-18	762 665		RING - Retainer	1	
-19		A	O-RING	1	
-20		A	O-RING	1	
-21	763 057		ADAPTER	1	
-22	484 950		O-RING	1	
-23	559 013		ELBOW	1	
-24	484 950		O-RING	1	

When ordering, always specify Part Number, Description, and Serial Number of Aircraft

Reissued: June 26, 1998

**PIPER AIRCRAFT
PA-46-310P/350P MALIBU
AIRPLANE PARTS CATALOG**

THIS PAGE INTENTIONALLY LEFT BLANK

**PIPER AIRCRAFT
PA-46-310P/350P MALIBU
AIRPLANE PARTS CATALOG**

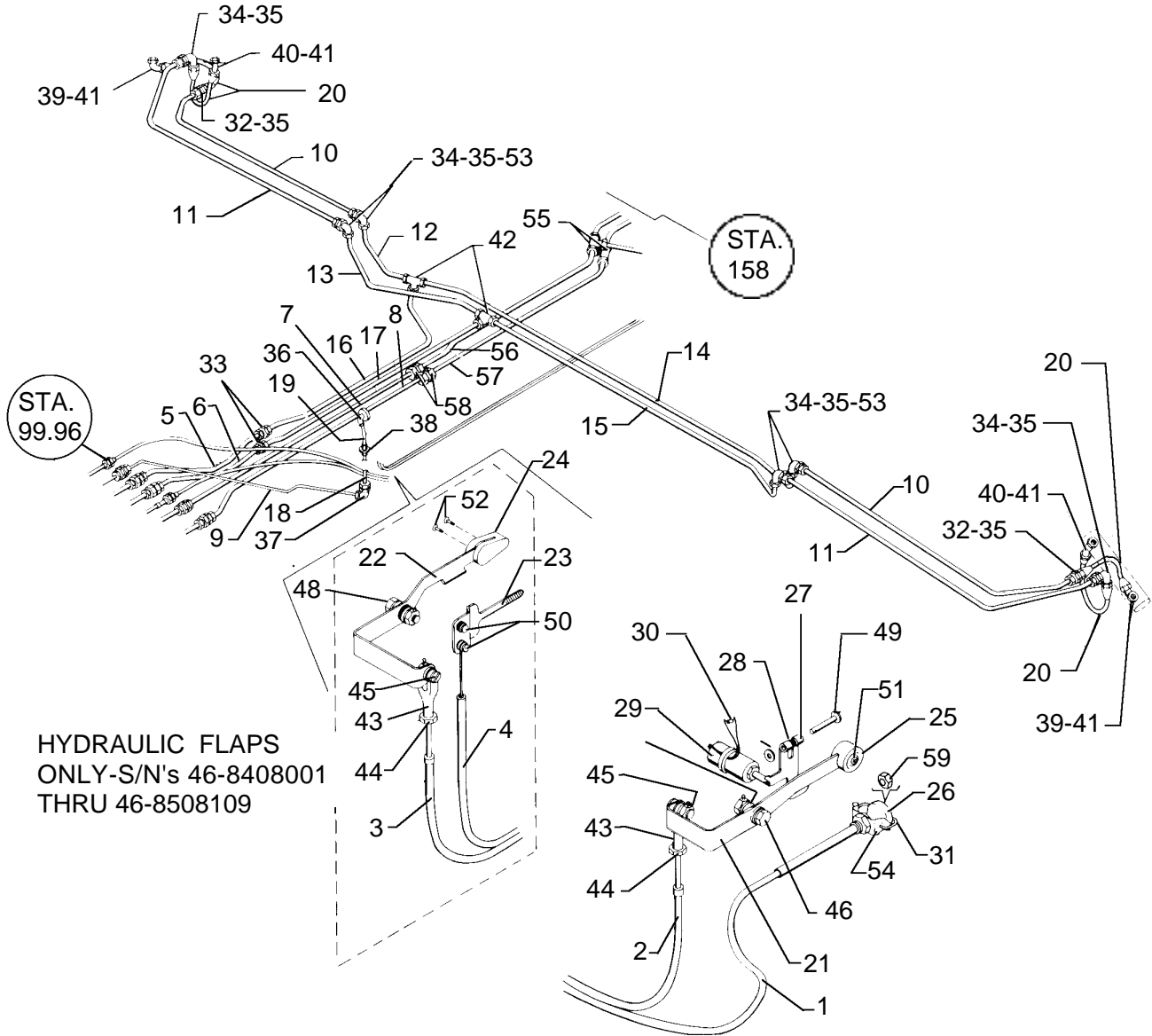


Figure 66. Center Hydraulic System Installation (Gar Kenyon) (F.S. 99.96 to F.S. 158)
(46-8408001 thru 46-8608067 and 4608001 thru 4608007)

Reissued: June 26, 1998

**PIPER AIRCRAFT
PA-46-310P/350P MALIBU
AIRPLANE PARTS CATALOG**

CODE EXPLANATIONS FOR FIGURE 66

PIPER AIRCRAFT

PA-46-310P/350P MALIBU

AIRPLANE PARTS CATALOG

Figure and Index Number	Part Number	Code	Nomenclature	No. Req.	Serial Numbers Affected
<u>66-</u>	<u>83726</u>		DRAWING - Hydraulic System Installation		
<u>-1</u>	<u>653 248</u>		CABLE ASSEMBLY - Emergency gear contro	1	
<u>-2</u>	<u>653 249</u>		CABLE ASSEMBLY - Gear control	1	
<u>-3</u>	<u>653 350</u>		CABLE ASSEMBLY - Flap control	1	46-8408001 to 8508109
<u>-4</u>	<u>653 349</u>		CABLE ASSEMBLY - Flap position indicator	1	46-8408001 to 8508109
<u>-5</u>	<u>83744-25</u>		TUBE ASSEMBLY - Main gear retraction	1	
<u>-6</u>	<u>83744-26</u>		TUBE ASSEMBLY - Main gear extension	1	
<u>-7</u>	<u>83744-27</u>		TUBE ASSEMBLY - Hydraulic pressure	1	
<u>-8</u>	<u>83744-28</u>		TUBE ASSEMBLY - Hydraulic return	1	
<u>-9</u>	<u>83744-61</u>		TUBE ASSEMBLY - Hydraulic pressure gauge	1	46-8408001 to 8508109
<u>-10</u>	<u>83744-37</u>		TUBE ASSEMBLY - Main gear retraction, left	1	
	<u>83744-35</u>		TUBE ASSEMBLY - Main gear retraction, right	1	
<u>-11</u>	<u>83744-38</u>		TUBE ASSEMBLY - Main gear extension, left	1	
	<u>83744-36</u>		TUBE ASSEMBLY - Main gear extension, right	1	
<u>-12</u>	<u>83744-31</u>		TUBE ASSEMBLY - Main gear retraction	1	
<u>-13</u>	<u>83744-32</u>		TUBE ASSEMBLY - Main gear extension	1	
<u>-14</u>	<u>83744-33</u>		TUBE ASSEMBLY - Main gear retraction	1	
<u>-15</u>	<u>83744-34</u>		TUBE ASSEMBLY - Main gear extension	1	
<u>-16</u>	<u>83744-29</u>		TUBE ASSEMBLY - Main gear retraction	1	
<u>-17</u>	<u>83744-30</u>		TUBE ASSEMBLY - Main gear extension	1	
<u>-18</u>	<u>83744-62</u>		TUBE ASSEMBLY - Hydraulic pressure gauge	1	46-8408001 to 8508109
<u>-19</u>	<u>83744-78</u>		TUBE ASSEMBLY - Hydraulic pressure gauge	1	46-8408001 to 8508109
<u>-20</u>	<u>63901-115</u>		HOSE ASSEMBLY - Main gear cylinder	4	
<u>-21</u>	<u>83737-02</u>		LEVER ASSEMBLY - Gear control	1	
<u>-22</u>	<u>83738-02</u>		LEVER ASSEMBLY - Flap control	1	46-8408001 to 8508109
<u>-23</u>	<u>83761-05</u>		INDICATOR - Flap position	1	46-8408001 to 8508109
<u>-24</u>	<u>85096-02</u>		KNOB - Flap control	1	
<u>-25</u>	<u>85096-03</u>		KNOB - Gear control	1	
<u>-26</u>	<u>571 140</u>		KNOB - Emergency gear control	1	
<u>-27</u>	<u>83741-04</u>		LOCK ASSEMBLY - Gear control lever	1	
<u>-28</u>	<u>83740-02</u>		SPRING - Gear lever lock	1	
<u>-29</u>	<u>84417-03</u>		SOLENOID ASSEMBLY - Gear safety	1	
<u>-30</u>	<u>456 703</u>		* DIODE	1	
<u>-31</u>	<u>96167-00</u>		RETAINER - Dump valve knob	1	
<u>-32</u>	<u>491 060</u>		UNION	2	
<u>-33</u>	<u>491 050</u>		UNION	2	
<u>-34</u>	<u>458 900</u>		ELBOW	6	
<u>-35</u>	<u>407 568</u>		WASHER - (AN960-716)	12	
	<u>477 618</u>		NUT - (AN924-4D)	8	
<u>-36</u>	<u>559 034</u>		ELBOW	1	
<u>-37</u>	<u>458 899</u>		ELBOW	1	
	<u>407 567</u>		WASHER - (AN960-616)	2	
	<u>477 617</u>		NUT - (AN924-3D)	1	
<u>-38</u>	<u>484 351</u>		REDUCER	1	
<u>-39</u>	<u>559 013</u>		ELBOW	2	
<u>-40</u>	<u>559 015</u>		ELBOW	2	
<u>-41</u>	<u>484 950</u>		O-RING	4	
<u>-42</u>	<u>488 320</u>		TEE	2	
<u>-43</u>	<u>554 757</u>		CLEVIS	2	46-8408001 to 8508109
<u>-44</u>	<u>404 224</u>		NUT - (AN315-3R)	2	46-8408001 to 8508109
<u>-45</u>	<u>400 675</u>		BOLT - (AN23-13)	2	46-8408001 to 8508109
	<u>407 564</u>		WASHER - (AN960-10)	4	46-8408001 to 8508109
	<u>407 584</u>		WASHER - (AN960-10L)	2	46-8408001 to 8508109
	<u>404 100</u>		NUT - (AN310-3)	2	46-8408001 to 8508109
	<u>424 095</u>		COTTER PIN	2	46-8408001 to 8508109

When ordering, always specify Part Number, Description, and Serial Number of Aircraft

Reissued: June 26, 1998

PIPER AIRCRAFT PA-46-310P/350P MALIBU AIRPLANE PARTS CATALOG

Figure and Index Number	Part Number	Code	Nomenclature	No. Req.	Serial Numbers Affected
<u>66-46</u>	<u>400 106</u>		BOLT - (AN4-11)	1	
	<u>407 565</u>		WASHER - Inboard and outboard (AN960-416)	2	
	<u>407 585</u>		WASHER - (AN960-416L)	1	
	<u>407 567</u>		WASHER - (AN960-616)	1	
	<u>407 587</u>		WASHER - (AN960-616L)	1	
	<u>408 815</u>		WASHER - (3502-18-04)	1	
	<u>404 101</u>		NUT - (AN310-4)	1	
	<u>424 096</u>		COTTER PIN	1	
<u>-47</u>	<u>82695-09</u>		BUSHING	1	
<u>-48</u>	<u>400 106</u>		BOLT - (AN4-11)	1	46-8408001 to 8508109
	<u>407 565</u>		WASHER - (AN960-416)	4	46-8408001 to 8508109
	<u>407 585</u>		WASHER - (AN960-416L)	2	46-8408001 to 8508109
	<u>407 801</u>		WASHER - (AN970-4)	1	46-8408001 to 8508109
	<u>407 803</u>		WASHER - (AN970-6)	2	46-8408001 to 8508109
	<u>404 101</u>		NUT - (AN310-4)	1	46-8408001 to 8508109
	<u>424 096</u>		COTTER PIN	1	46-8408001 to 8508109
<u>-49</u>	<u>424 153</u>		PIN	1	
	<u>407 561</u>		WASHER - (AN960-4)	1	
	<u>424 032</u>		COTTER PIN	1	
<u>-50</u>	<u>424 173</u>		PIN - Flap indicator attachment, upper	1	46-8408001 to 8508109
	<u>424 175</u>		PIN - Flap indicator attachment, lower	1	46-8408001 to 8508109
	<u>494 226</u>		WASHER	4	46-8408001 to 8508109
	<u>407 564</u>		WASHER - (AN960-10)	AR	46-8408001 to 8508109
	<u>407 584</u>		WASHER - (AN960-10L)	AR	46-8408001 to 8508109
	<u>424 032</u>		COTTER PIN	2	46-8408001 to 8508109
<u>-51</u>	<u>414 505</u>		SCREW - Gear knob attachment	1	
<u>-52</u>	<u>414 741</u>		SCREW - Flap knob attachment	2	46-8408001 to 46-8408087 incl.
	<u>414 748</u>		SCREW - Flap knob attachment	2	46-8508001 and up
<u>-53</u>	<u>579 161</u>		PACKING	4	
<u>-54</u>	<u>83770-02</u>		CLIP - Dump valve knob retainer	1	
<u>-55</u>	<u>488 321</u>		TEE	2	
<u>-56</u>	<u>83744-94</u>		TUBE ASSEMBLY - Hydraulic pressure	1	
<u>-57</u>	<u>83744-95</u>		TUBE ASSEMBLY - Hydraulic return	1	
<u>-58</u>	<u>491 051</u>		UNION	2	
<u>-59</u>	<u>477 746</u>		NUT - (MS25082-3)	1	

When ordering, always specify Part Number, Description, and Serial Number of Aircraft

PIPER AIRCRAFT
PA-46-310P/350P MALIBU
AIRPLANE PARTS CATALOG

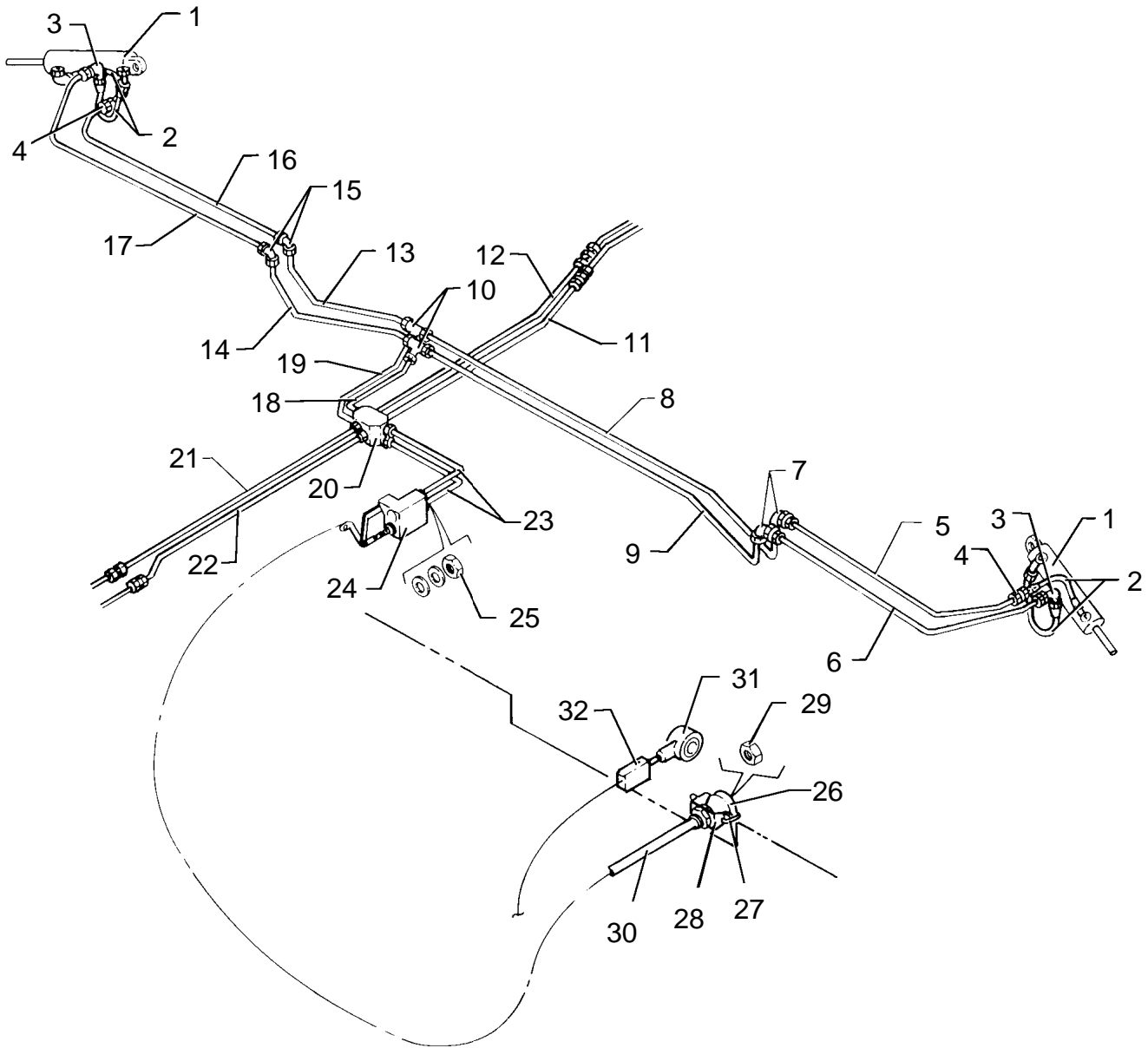


Figure 66A. Center Hydraulic System (Parker Hannifin)
(S/N 4608008 and up and 4622001 and up)

Reissued: June 26, 1998

**PIPER AIRCRAFT
PA-46-310P/350P MALIBU
AIRPLANE PARTS CATALOG**

CODE EXPLANATIONS FOR FIGURE 66A

- A - See Figure 29A for components parts.
- B - See Figure 66B for components parts.

**PIPER AIRCRAFT
PA-46-310P/350P MALIBU
AIRPLANE PARTS CATALOG**

Figure and Index Number	Part Number	Code	Nomenclature	No. Req.	Serial Numbers Affected
66A-	85055		DRAWING - Hydraulic System Installation		
-1	89075-02	A	ACTUATOR - Main landing gear	2	
-2	63901-115		HOSE ASSEMBLY	4	
-3	458 900		ELBOW	2	
	407 568		WASHER - (AN960-716)	4	
	477 618		NUT - (AN924-4D)	2	
-4	491 060		UNION	2	
	407 568		WASHER - (AN960-716)	4	
	477 618		NUT - (AN924-4D)	2	
-5	83744-37		TUBE ASSEMBLY	1	
-6	83744-38		TUBE ASSEMBLY	1	
-7	458 900		ELBOW	2	
	407 568		WASHER - (AN970-716)	2	
	579 161		PACKING	2	
	477 618		NUT - (AN924-4D)	2	
-8	83744-101		TUBE ASSEMBLY	1	
-9	83744-102		TUBE ASSEMBLY	1	
-10	488 320		TEE	2	
-11	83744-108		TUBE ASSEMBLY	1	
-12	83744-109		TUBE ASSEMBLY	1	
-13	83744-103		TUBE ASSEMBLY	1	
-14	83744-104		TUBE ASSEMBLY	1	
-15	458 900		ELBOW	2	
	407 568		WASHER - (AN960-716)	2	
	579 161		PACKING	2	
	477 618		NUT - (AN924-4D)	2	
-16	83744-35		TUBE ASSEMBLY	1	
-17	83744-36		TUBE ASSEMBLY	1	
-18	83744-106		TUBE ASSEMBLY	1	
-19	83744-107		TUBE ASSEMBLY	1	
-20	85074-02		MANIFOLD ASSEMBLY	1	
	552 598		*ADAPTER	2	
	85125-04		PLATE ASSEMBLY	1	
	400 451		BOLT - (AN3-20A)	2	
	407 584		WASHER - (AN960-10L)	4	
-21	83744-99		TUBE ASSEMBLY	1	
-22	83744-100		TUBE ASSEMBLY	1	
-23	83744-105		TUBE ASSEMBLY	2	
-24	85124-02	B	VALVE - Emergency gear release	1	
-25	477 623		NUT - (AN924-5D)	2	
	407 569		WASHER - (AN960-816)	4	
-26	571 140		KNOB - Emergency release valve	1	
-27	96167-00		RETAINER	1	
-28	96166-00		CLAMP	1	
-29	404 224		NUT - (AN315-3R)	1	
-30	454 225		CABLE ASSEMBLY - Emergency gear release	1	
-31	67439-02		KNOB - Gear switch, black	1	
-32	487 936		SWITCH - Gear selector	1	

When ordering, always specify Part Number, Description, and Serial Number of Aircraft

Reissued: September 10, 2006

**PIPER AIRCRAFT
PA-46-310P/350P MALIBU
AIRPLANE PARTS CATALOG**

THIS PAGE INTENTIONALLY LEFT BLANK

PIPER AIRCRAFT
PA-46-310P/350P MALIBU
AIRPLANE PARTS CATALOG

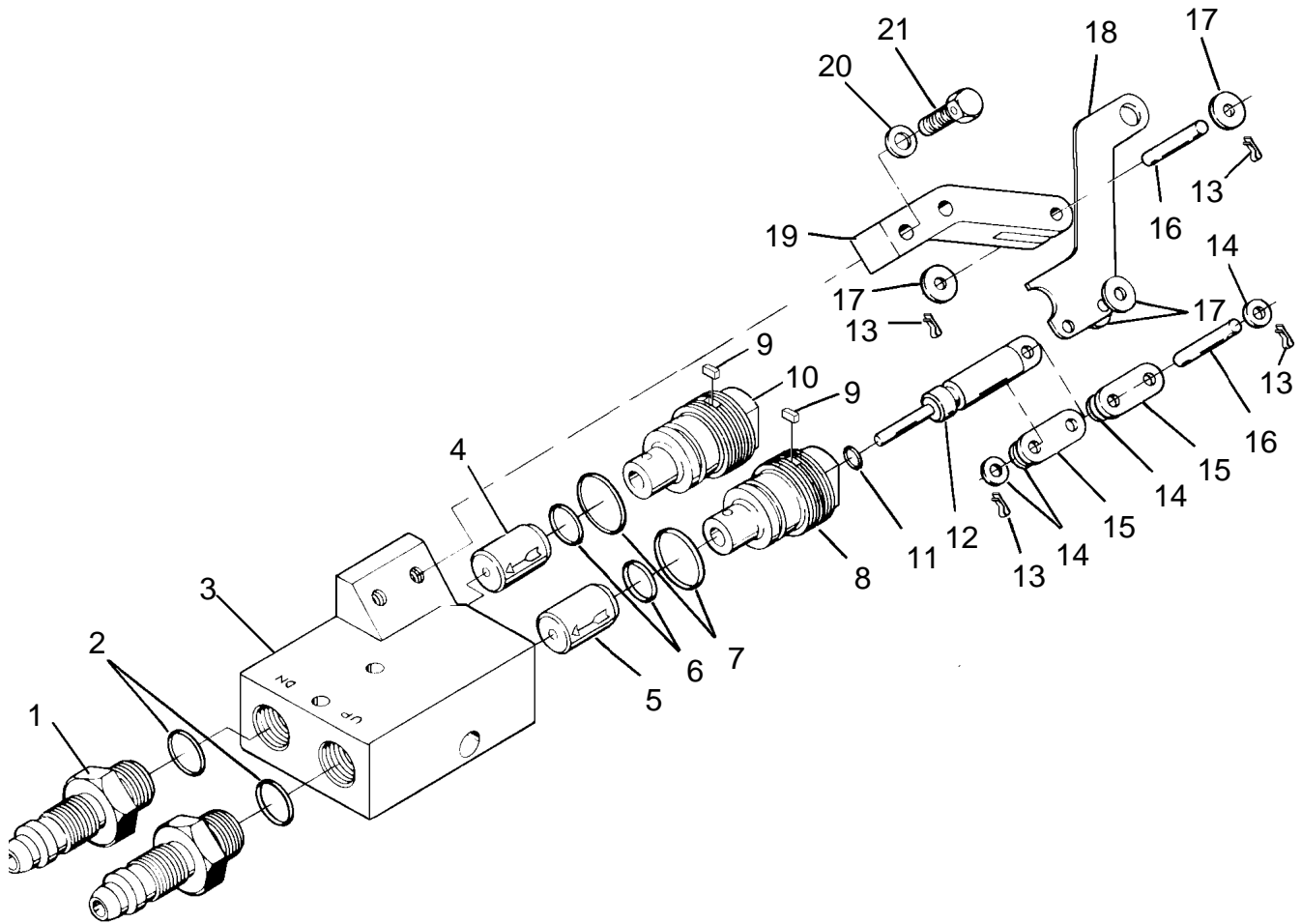


Figure 66B. Emergency Release Valve (Parker Hannifin)

Reissued: June 26, 1998

**PIPER AIRCRAFT
PA-46-310P/350P MALIBU
AIRPLANE PARTS CATALOG**

CODE EXPLANATIONS FOR FIGURE 66B

A - Order repair kit 765 326 for complete set of cotter pins, O-rings, and nylon locks. Parts not available individually.

**PIPER AIRCRAFT
PA-46-310P/350P MALIBU
AIRPLANE PARTS CATALOG**

Figure and Index Number	Part Number	Code	Nomenclature	No. Req.	Serial Numbers Affected
66B-1	<u>754 894</u>		FITTING - Bulkhead	2	
<u>-2</u>		A	O-RING	2	
<u>-3</u>	<u>765 208</u>		VALVE BODY	1	
<u>-4</u>	<u>765 207</u>		VALVE - Check	1	
<u>-5</u>	<u>765 206</u>		VALVE - Check	1	
<u>-6</u>		A	O-RING	2	
<u>-7</u>		A	O-RING	2	
<u>-8</u>	<u>764 527</u>		GLAND - End	1	
<u>-9</u>		A	LOCK - Nylon	4	
<u>-10</u>	<u>764 528</u>		GLAND - End	1	
<u>-11</u>		A	O-RING	1	
<u>-12</u>	<u>762 664</u>		ACTUATING ROD	1	
<u>-13</u>		A	COTTER PIN	6	
<u>-14</u>	<u>407 563</u>		WASHER - (AN960-8)	8	
<u>-15</u>	<u>761 309</u>		LINK	2	
<u>-16</u>	<u>763 612</u>		PIN - Hinge	2	
<u>-17</u>	<u>407 563</u>		WASHER - (AN960-8)	4	
<u>-18</u>	<u>85160-02</u>		LEVER	1	
<u>-19</u>	<u>763 057</u>		BRACKET	1	
<u>-20</u>	<u>407 584</u>		WASHER - (AN960-10L)	2	
<u>-21</u>	<u>758 675</u>		BOLT - (AN3H6A)	2	

When ordering, always specify Part Number, Description, and Serial Number of Aircraft

Reissued: June 26, 1998

**PIPER AIRCRAFT
PA-46-310P/350P MALIBU
AIRPLANE PARTS CATALOG**

THIS PAGE INTENTIONALLY LEFT BLANK

**PIPER AIRCRAFT
PA-46-310P/350P MALIBU
AIRPLANE PARTS CATALOG**

NOTE 1: REFER TO FIGURE 67A.
NOTE 2: WITH HYDRAULIC FLAPS DRIVE INSTALLATION.
NOTE 3: WITHOUT HYDRAULIC FLAPS DRIVE INSTALLATION. REFER TO FIGURE 63A FOR ELECTRICAL FLAPS DRIVE INSTALLATION.

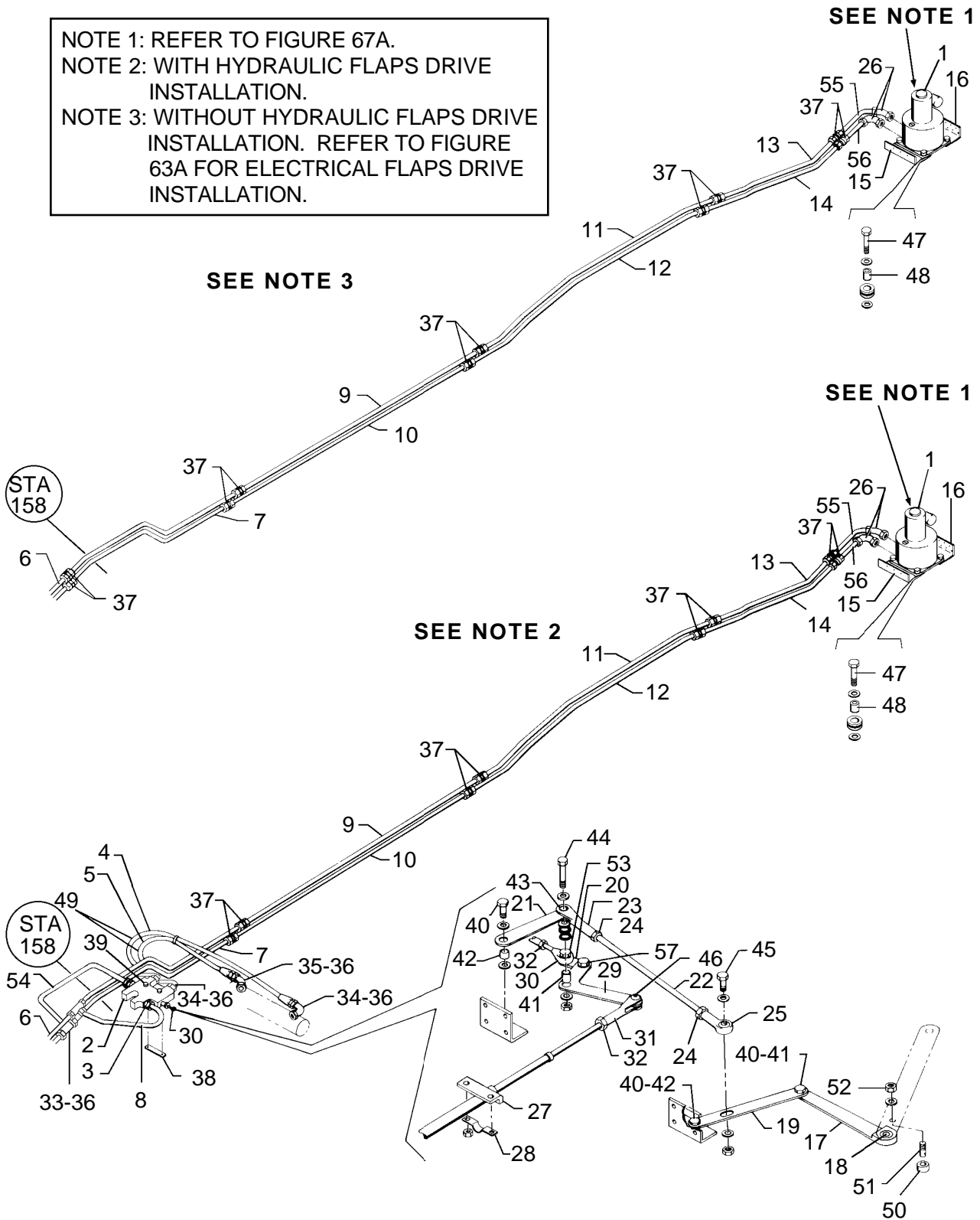


Figure 67. Aft Hydraulic System Installation (Gar Kenyon) (F.S. 158 to F.S. 273)
(S/N 46-8408001 thru 46-8608067 and 4608001 thru 4608007)

Reissued: June 26, 1998

**PIPER AIRCRAFT
PA-46-310P/350P MALIBU
AIRPLANE PARTS CATALOG**

CODE EXPLANATIONS FOR FIGURE 67

- A - Deleted for electrical flap drive installation.
- B - Unions replace tee when hydraulic lines are deleted.
- C - See latest revision of Service Bulletin 780A.

PIPER AIRCRAFT PA-46-310P/350P MALIBU AIRPLANE PARTS CATALOG

Figure and Index Number	Part Number	Code	Nomenclature	No. Req.	Serial Numbers Affected
67-	83726		DRAWING - Hydraulic System Installation		
-1	83728-04		PUMP ASSEMBLY - Hydraulic	1	
-2	83729-04	A,C	VALVE - Flap position selector	1	46-8408001 thru 8508109
-3	484 350	A	REDUCER	1	46-8408001 thru 8508109
	579 388	A	O-RING	1	46-8408001 thru 8508109
-4	84012-09	A	HOSE ASSEMBLY - Flap upward	1	46-8408001 thru 8508109
-5	84012-10	A	HOSE ASSEMBLY - Flap downward	1	46-8408001 thru 8508109
-6	83744-39		TUBE ASSEMBLY - Hydraulic pressure	1	
-7	83744-41		TUBE ASSEMBLY - Hydraulic return	1	
-8	83744-40	A	TUBE ASSEMBLY - Hydraulic pressure	1	46-8408001 thru 8508109
-9	83744-42		TUBE ASSEMBLY - Hydraulic pressure	1	
-10	83744-43		TUBE ASSEMBLY - Hydraulic return	1	
-11	83744-44		TUBE ASSEMBLY - Hydraulic pressure	1	
-12	83744-45		TUBE ASSEMBLY - Hydraulic return	1	
-13	83744-58		TUBE ASSEMBLY - Hydraulic pressure	1	
-14	83744-59		TUBE ASSEMBLY - Hydraulic return	1	
-15	83765-03		BRACKET ASSEMBLY - Hydraulic pump mounting, forward	1	
-16	83765-02		BRACKET ASSEMBLY - Hydraulic pump mounting, aft	1	
-17	83758-02		LINK - Flap valve control	1	
-18	452 553		* BEARING	1	
-19	83758-06		LINK - Flap valve control	1	
-20	83758-09		LINK - Flap valve control	2	
-21	83758-10		LINK - Flap valve control	1	
-22	83758-03		ROD ASSEMBLY - Flap control	1	
-23	488 327		* TERMINAL	1	
-24	404 224		* NUT - (AN315-3R)	2	
-25	452 568		* BEARING	1	
-26	552 598		ADAPTER	2	
	485 099		O-RING	2	
-27	69011-00		LUG - Control cable support bracket	1	
-28	69012-00		CLAMP - Control cable attachment	1	
-29	83758-08		BELLCRANK - Flap control	1	
-30	452 567	A	BEARING	1	46-8408001 thru 8508109
-31	488 327		TERMINAL	1	
-32	404 224		NUT - (AN315-3R)	2	
-33	484 350		REDUCER	2	
-34	559 013	A	ELBOW	3	46-8408001 thru 8508109
-35	559 015	A	ELBOW	1	46-8408001 thru 8508109
-36	484 950	A	O-RING	6	46-8408001 thru 8508109
-37	491 051		UNION	8	46-8408001 thru 8508109
	491 051	B	UNION	10	46-8608001 and up
-38	83759-03	A	PLATE ASSEMBLY - Flap valve attachment	1	46-8408001 thru 8508109
-39	401 270	A	BOLT - (AN3-11A)	2	46-8408001 thru 8508109
	407 584	A	WASHER - (AN960-10L)	2	46-8408001 thru 8508109
-40	401 266	A	BOLT - (AN3-5A)	3	
	407 564	A	WASHER - (AN960-10)	6	
	407 585	A	WASHER - (AN960-416L)	3	
	404 887	A	NUT - (MS20365-1032C)	3	
-41	82695-91	A	BUSHING	2	
-42	82695-90	A	BUSHING	2	
-43	82695-21	A	BUSHING	1	

When ordering, always specify Part Number, Description, and Serial Number of Aircraft

Reissued: September 10, 2006

**PIPER AIRCRAFT
PA-46-310P/350P MALIBU
AIRPLANE PARTS CATALOG**

Figure and Index Number	Part Number	Code	Nomenclature	No. Req.	Serial Numbers Affected
<u>67-44</u>	<u>401 269</u>	A	BOLT - (AN3-10A)	1	
	<u>407 584</u>	A	WASHER - Upper (AN960-10L)	1	
	<u>407 585</u>	A	WASHER - Center (AN960-416L)	2	
	<u>407 565</u>	A	WASHER - (above bellcrank) (AN960-416)	2	
	<u>407 564</u>	A	WASHER - Lower (AN960-10)	2	
	<u>404 887</u>	A	NUT - (MS20365-1032C)	1	
<u>-45</u>	<u>400 440</u>	A	BOLT - (AN3-6A)	1	
	<u>407 584</u>	A	WASHER - (AN960-10L)	3	
	<u>404 887</u>	A	NUT - (MS20365-1032C)	1	
<u>-46</u>	<u>400 672</u>	A	BOLT - (AN23-10)	1	
	<u>407 584</u>	A	WASHER - (AN960-10L)	2	
	<u>404 100</u>	A	NUT - (AN310-3)	1	
	<u>424 095</u>	A	COTTER PIN	1	
<u>-47</u>	<u>400 440</u>		BOLT - (AN3-6A)	4	
	<u>494 192</u>		WASHER - Upper and lower	8	
	<u>434 145</u>		GROMMET - Rubber	4	
<u>-48</u>	<u>82695-25</u>		BUSHING	4	
<u>-49</u>	<u>189 545</u>	A	SLEEVING - Spiral nylon	AR	46-8408001 thru 8508109
<u>-50</u>	<u>70371-02</u>	A	FITTING - Swivel	1	
<u>-51</u>	<u>70371-03</u>	A	STUD	1	
<u>-52</u>	<u>407 564</u>	A	WASHER - (AN960-10)	1	
	<u>404 392</u>	A	NUT - (AN320-3)	1	
	<u>424 051</u>	A	COTTER PIN	1	
<u>-53</u>	<u>400 440</u>	A	BOLT - (AN3-6A)	1	
	<u>404 887</u>	A	NUT - (MS20365-1032C)	1	
<u>-54</u>	<u>83744-89</u>	A	TUBE ASSEMBLY - Hydraulic return	1	46-8408001 thru 8508109
<u>-55</u>	<u>83744-124</u>		TUBE ASSEMBLY - Hydraulic pressure	1	
<u>-56</u>	<u>83744-93</u>		TUBE ASSEMBLY - Hydraulic return	1	
<u>-57</u>	<u>400 440</u>	A	BOLT - (AN3-6A)	1	
	<u>82695-87</u>	A	BUSHING	1	
	<u>407 585</u>	A	WASHER - (AN960-416L)	1	
	<u>82695-86</u>	A	BUSHING	1	
	<u>404 887</u>	A	NUT - (MS20365-1032C)	1	

When ordering, always specify Part Number, Description, and Serial Number of Aircraft

**PIPER AIRCRAFT
PA-46-310P/350P MALIBU
AIRPLANE PARTS CATALOG**

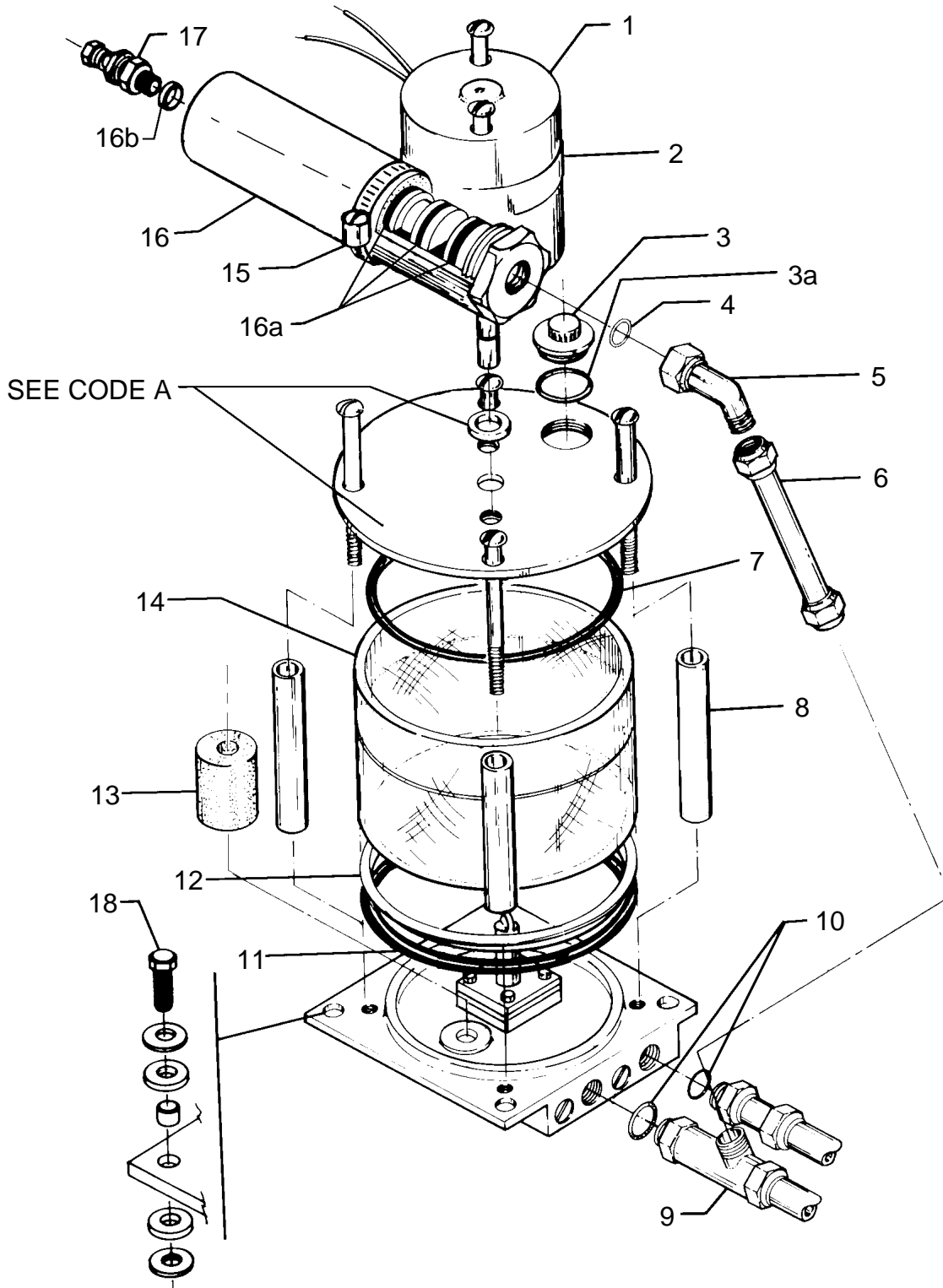


Figure 67A. Hydraulic Pump Assembly (Gar Kenyon)
(S/N 46-8408001 thru 46-8608067 and 4608001 thru 4608007)

**PIPER AIRCRAFT
PA-46-310P/350P MALIBU
AIRPLANE PARTS CATALOG**

CODE EXPLANATIONS FOR FIGURE 67A

- A - Pump motor, bal seal, and top plate are factory sealed. Parts are available as a unit only, not individually.
- B - New fill plug comes with new O-ring

PIPER AIRCRAFT PA-46-310P/350P MALIBU AIRPLANE PARTS CATALOG

Figure and Index Number	Part Number	Code	Nomenclature	No. Req.	Serial Numbers Affected
<u>67A-</u>	<u>83728-04</u>		HYDRAULIC PUMP ASSEMBLY		
<u>-1</u>	<u>763-587</u>	<u>A</u>	PUMP MOTOR - includes top plate and bal seal	1	
<u>-2</u>	<u>554 834</u>		CLAMP	1	
<u>-3</u>	<u>763 579</u>	<u>B</u>	FILL PLUG	1	
<u>-3a</u>	<u>484 848</u>		* O-RING Fill plug	1	
<u>-4</u>	<u>485 099</u>		O-RING	1	
<u>-5</u>	<u>764 517</u>		ELBOW	1	
<u>-6</u>	<u>83744-125</u>		TUBE ASSEMBLY	1	
<u>-7</u>	<u>752 636</u>		O-RING	1	
<u>-8</u>	<u>764 878</u>		SPACER	4	
<u>-9</u>	<u>762 094</u>		TEE	1	
<u>-10</u>	<u>485 099</u>		O-RING	1	
<u>-11</u>	<u>752 636</u>		O-RING	1	
<u>-12</u>	<u>764 879</u>		SHIM	1	
<u>-13</u>	<u>764 891</u>		FILTER ELEMENT	1	
<u>-14</u>	<u>762 648</u>		RESERVOIR	1	
<u>-15</u>	<u>654 144</u>		CLAMP	1	
<u>-16</u>	<u>763 052</u>		ACCUMULATOR	1	
<u>-16a</u>	<u>752 595</u>		O-RING - Accumulator	3	
<u>-16b</u>	<u>484 898</u>		O-RING - Accumulator	1	
<u>-17</u>	<u>491 951</u>		ACCUMULATOR CHARGE VALVE	1	
<u>-18</u>	<u>400 440</u>		BOLT - (AN3-6A)	4	
	<u>494 192</u>		WASHER	8	
	<u>434 145</u>		GROMMET	4	
	<u>82695-25</u>		BUSHING	4	

When ordering, always specify Part Number, Description, and Serial Number of Aircraft

Reissued: June 26, 1998

**PIPER AIRCRAFT
PA-46-310P/350P MALIBU
AIRPLANE PARTS CATALOG**

THIS PAGE INTENTIONALLY LEFT BLANK

PIPER AIRCRAFT
PA-46-310P/350P MALIBU
AIRPLANE PARTS CATALOG

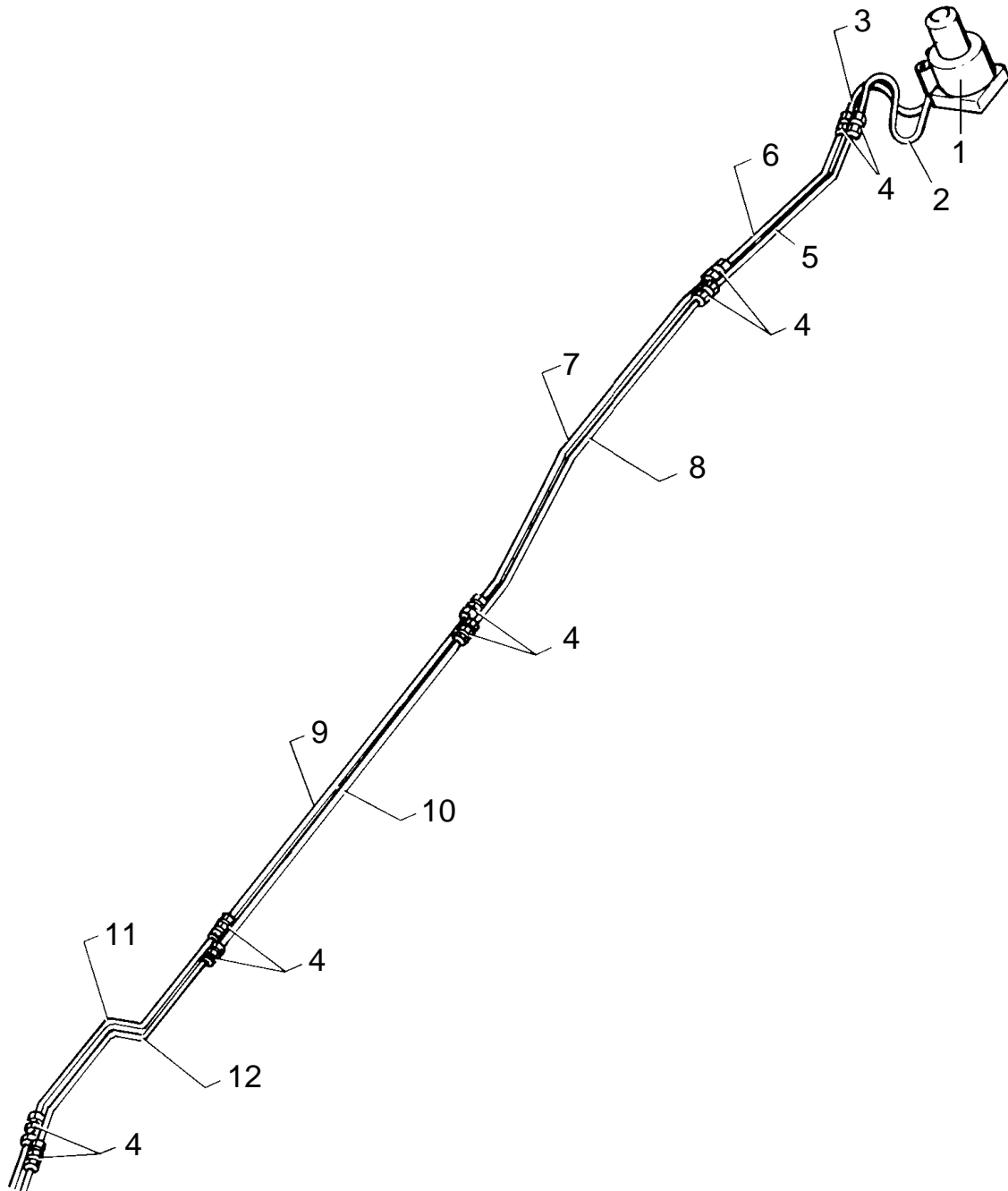


Figure 67B. Aft Hydraulic System (Parker Hannifin)
(S/N 4608008 and up and 4622001 and up)

Reissued: June 26, 1998

**PIPER AIRCRAFT
PA-46-310P/350P MALIBU
AIRPLANE PARTS CATALOG**

CODE EXPLANATIONS FOR FIGURE 67B

A - See figure 67C for component parts.

**PIPER AIRCRAFT
PA-46-310P/350P MALIBU
AIRPLANE PARTS CATALOG**

Figure and Index Number	Part Number	Code	Nomenclature	No. Req.	Serial Numbers Affected
<u>67B-</u>	<u>85055</u>		DRAWING - Hydraulic System Installation		
<u>-1</u>	<u>85056-02</u>	<u>A</u>	HYDRAULIC PUMP	1	
<u>-2</u>	<u>84012-25</u>		HOSE ASSEMBLY	1	
<u>-3</u>	<u>84012-24</u>		HOSE ASSEMBLY	1	
<u>-4</u>	<u>491 051</u>		UNION	10	
<u>-5</u>	<u>83744-129</u>		TUBE ASSEMBLY	1	
<u>-6</u>	<u>83744-130</u>		TUBE ASSEMBLY	1	
<u>-7</u>	<u>83744-44</u>		TUBE ASSEMBLY	1	
<u>-8</u>	<u>83744-45</u>		TUBE ASSEMBLY	1	
<u>-9</u>	<u>83744-42</u>		TUBE ASSEMBLY	1	
<u>-10</u>	<u>83744-43</u>		TUBE ASSEMBLY	1	
<u>-11</u>	<u>83744-39</u>		TUBE ASSEMBLY	1	
<u>-12</u>	<u>83744-41</u>		TUBE ASSEMBLY	1	

When ordering, always specify Part Number, Description, and Serial Number of Aircraft

Reissued: June 26, 1998

**PIPER AIRCRAFT
PA-46-310P/350P MALIBU
AIRPLANE PARTS CATALOG**

THIS PAGE INTENTIONALLY LEFT BLANK

PIPER AIRCRAFT
PA-46-310P/350P MALIBU
AIRPLANE PARTS CATALOG

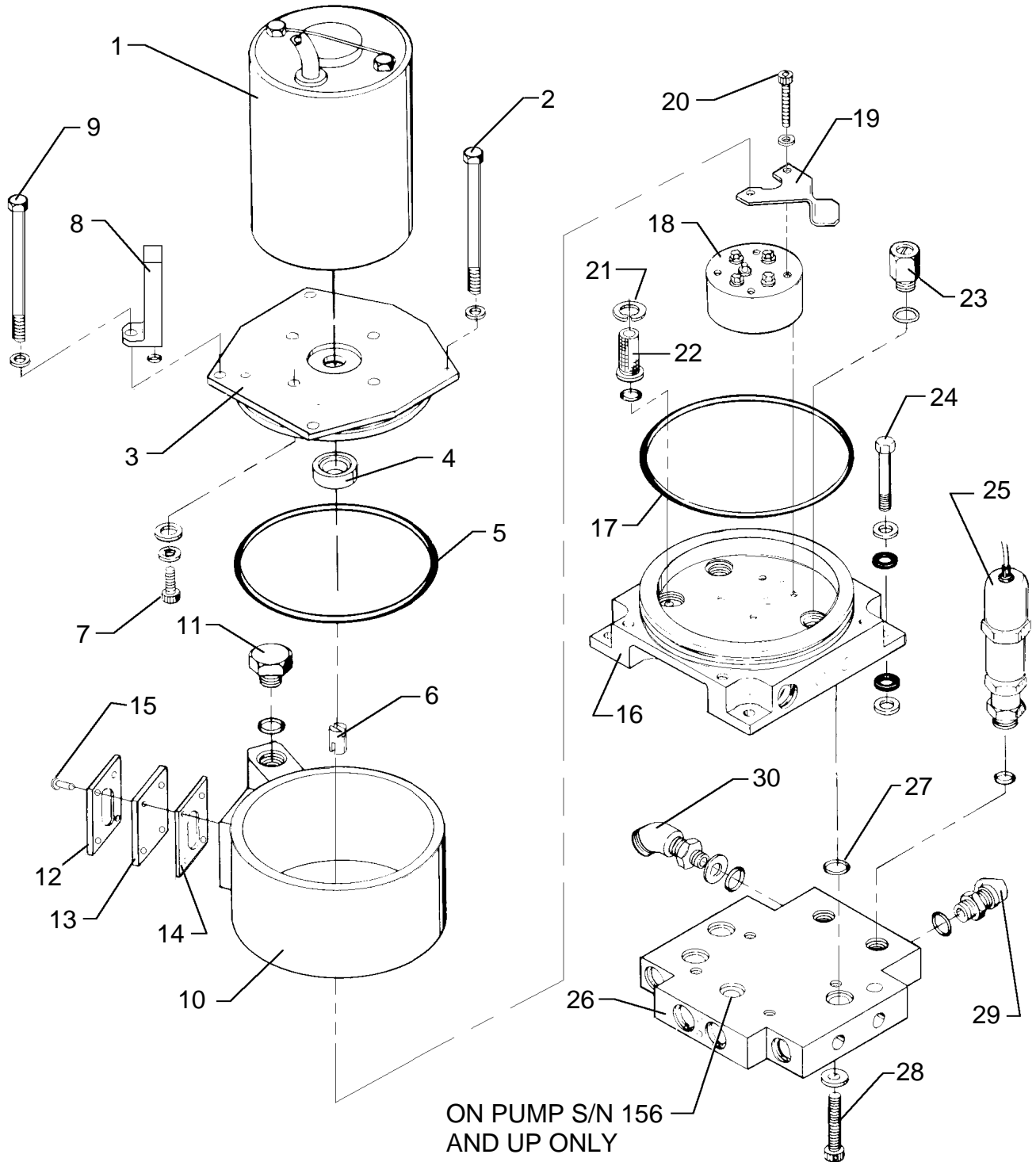


Figure 67C. Hydraulic Pump Assembly (Parker Hannifin)
(S/N 4608008 and up and 4622001 and up)

Reissued: June 26, 1998

**PIPER AIRCRAFT
PA-46-310P/350P MALIBU
AIRPLANE PARTS CATALOG**

CODE EXPLANATIONS FOR FIGURE 67C

A - Order repair kit 765 329 for complete set of seals and O-rings. Parts are not available individually.

PIPER AIRCRAFT PA-46-310P/350P MALIBU AIRPLANE PARTS CATALOG

Figure and Index Number	Part Number	Code	Nomenclature	No. Req.	Serial Numbers Affected
67C-1	761 809		MOTOR - D.C.	1	
<u>-2</u>	<u>758 673</u>		BOLT	3	
	<u>407 585</u>		WASHER - (AN960-416L)	3	
<u>-3</u>	<u>763 598</u>		PLATE - Cap	1	
<u>-4</u>		A	SEAL - Shaft	1	
<u>-5</u>		A	O-RING	1	
<u>-6</u>	<u>764 775</u>		COUPLER	1	
<u>-7</u>	<u>418 650</u>		SCREW - (MS24678-11)	4	
	<u>407 584</u>		WASHER - (AN960-10L)	4	
		A	STAT-O-SEAL	4	
<u>-8</u>	<u>763 056</u>		AIRVENT	1	
		A	O-RING	1	
<u>-9</u>	<u>758 672</u>		BOLT - (AN4H-36A)	1	
	<u>407 585</u>		WASHER - (AN960-416L)	1	
<u>-10</u>	<u>762 657</u>		RESERVOIR	1	
<u>-11</u>	<u>764 773</u>		CAP, FILLER	1	
		A	O-RING	1	
<u>-12</u>	<u>764 776</u>		COVER - Sight glass	1	
<u>-13</u>	<u>755 121</u>		Sight glass	1	
<u>-14</u>		A	GASKET	1	
<u>-15</u>	<u>765 474</u>		SCREW - (MS24693-528)	4	
<u>-16</u>	<u>761 811</u>		MANIFOLD - Upper	1	Pump S/N up to 155
	<u>761 813</u>		MANIFOLD - Upper	1	Pump S/N 156 and up
<u>-17</u>		A	O-RING	1	
<u>-18</u>	<u>765 552</u>		PUMP	1	
<u>-19</u>	<u>754 682</u>		DEFLECTOR - Oil	1	
<u>-20</u>	<u>765 475</u>		SCREW - (MS24677-29)	4	
	<u>407 584</u>		WASHER - (AN960-10L)	4	
<u>-21</u>	<u>762 667</u>		RING - Retaining	2	
<u>-22</u>	<u>754 892</u>		FILTER - Intake	2	
		A	O-RING	2	
<u>-23</u>	<u>765 203</u>		VALVE - Pressure relief	2	
		A	O-RING	2	
<u>-24</u>	<u>400 450</u>		BOLT - Mounting (AN3-17A)	2	
	<u>400 440</u>		BOLT - Mounting (AN3-6A)	2	
	<u>494 192</u>		WASHER	8	
	<u>85123-02</u>		WASHER - Rubber	8	
<u>-25</u>	<u>765 457</u>		SWITCH ASSEMBLY - Pressure	2	
		A	O-RING	2	
<u>-26</u>	<u>761 810</u>		MANIFOLD - Lower	1	Pump S/N up to 155
	<u>761 812</u>		MANIFOLD - Lower	1	Pump S/N 156 and up
<u>-27</u>		A	O-RING	4	
<u>-28</u>	<u>765 475</u>		SCREW- (MS24677-29)	4	
	<u>407 584</u>		WASHER- (AN960-10L)	4	
<u>-29</u>	<u>458 935</u>		ELBOW - (AN833-5)	1	
		A	O-RING	1	
<u>-30</u>	<u>559 013</u>		ELBOW - 45°	1	
		A	O-RING	1	

When ordering, always specify Part Number, Description, and Serial Number of Aircraft

Reissued: June 26, 1998

**PIPER AIRCRAFT
PA-46-310P/350P MALIBU
AIRPLANE PARTS CATALOG**

THIS PAGE INTENTIONALLY LEFT BLANK

PIPER AIRCRAFT
PA-46-310P/350P MALIBU
AIRPLANE PARTS CATALOG

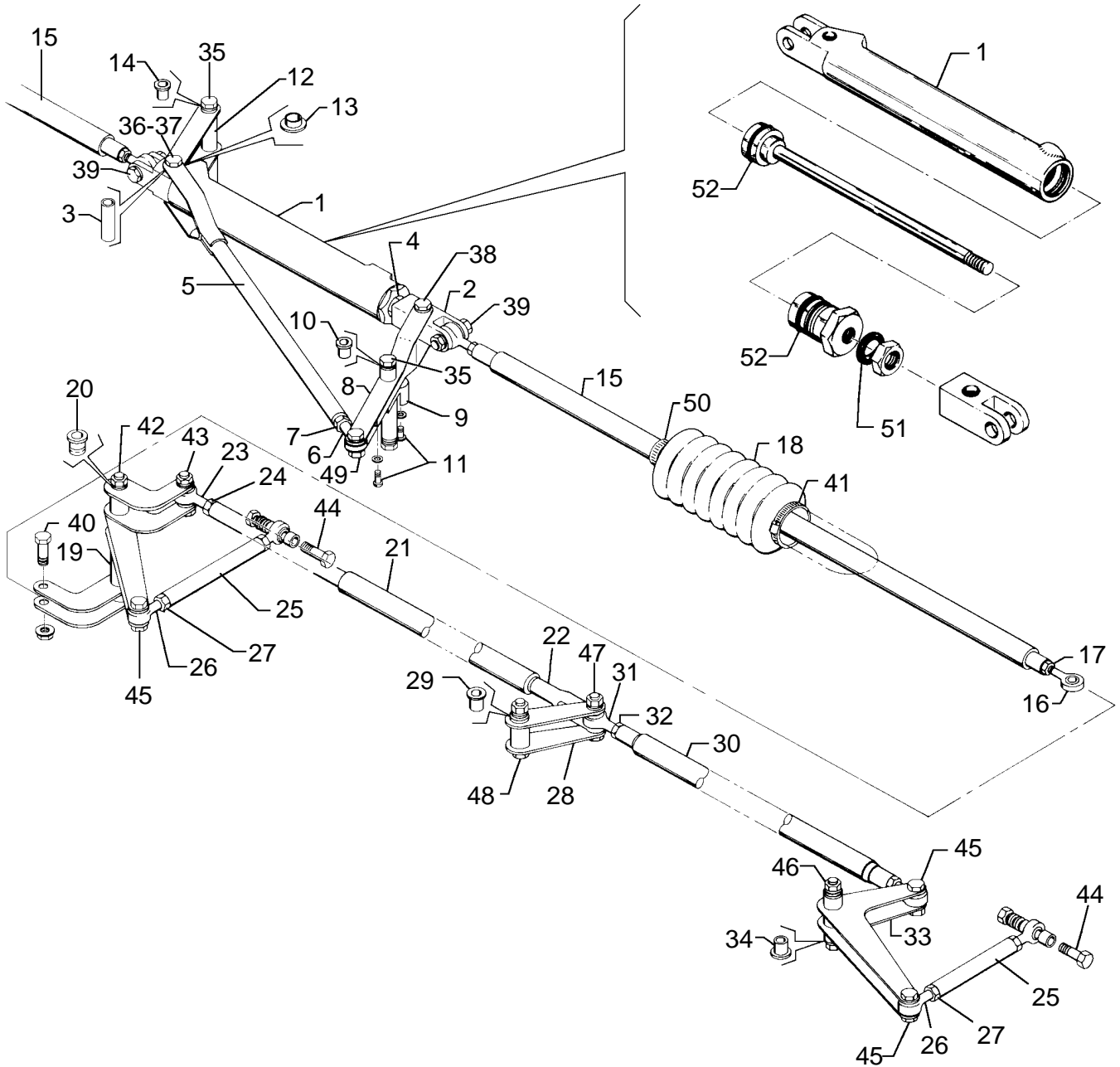


Figure 68. Flap Drive Installation - Hydraulic
(S/N 46-8408001 thru 46-8508109)

Reissued: June 26, 1998

**PIPER AIRCRAFT
PA-46-310P/350P MALIBU
AIRPLANE PARTS CATALOG**

CODE EXPLANATIONS FOR FIGURE 68

A - See latest revision of Service Bulletin 780A.

**PIPER AIRCRAFT
PA-46-310P/350P MALIBU
AIRPLANE PARTS CATALOG**

Figure and Index Number	Part Number	Code	Nomenclature	No. Req.	Serial Numbers Affected
68-	82900	A	DRAWING - Flap Drive Installation		
-1	83727-02		CYLINDER ASSEMBLY - Flap actuator	1	
-2	82955-02		CLEVIS - Flap actuator cylinder	1	
-3	452 854		BEARING	1	
-4	404 330		NUT - (AN316-6R)	1	
-5	82902-02		ARM ASSEMBLY - Flap connecting	1	
-6	452 860		* BEARING - Rod end	1	
-7	404 322		* NUT - (AN316-4R)	1	
-8	82903-02		BELLCRANK ASSEMBLY - Flap actuator	1	
-9	84616-02		* CAM - Flap position	1	
-10	452 450		* BEARING	2	
-11	415 519		* SCREW - (MS35206-229)	2	
	407 582		* WASHER - (AN960-6L)	4	
	404 909		* NUT - (MS20365-632C)	2	
-12	82904-02		LINK ASSEMBLY - Flap actuator, aft	1	
-13	82904-07		* BEARING	2	
-14	452 450		* BEARING	2	
-15	82908-02		PUSHROD ASSEMBLY - Flap actuator	2	
-16	452 645		* BEARING - Rod end	2	
-17	404 323		* NUT - (AN316-5R)	2	
-18	82938-02		BELLOW ASSEMBLY - Flap pushrod	2	
-19	82905-10		BELLCRANK ASSEMBLY - Flap drive, left	1	
	82905-11		BELLCRANK ASSEMBLY - Flap drive, right	1	
-20	83630-09		* BEARING - Bellcrank	2	
-21	82912-02		PUSHROD ASSEMBLY - Flap interconnect	2	
-22	82975-02		* CLEVIS - Pushrod	1	
-23	452 860		* BEARING - Rod end	1	
-24	404 322		* NUT - (AN316-4R)	1	
-25	82913-02		PUSHROD ASSEMBLY - Flap actuator, inboard, W.S. 29	2	
	82913-03		PUSHROD ASSEMBLY - Flap actuator, outboard, W.S. 93	2	
-26	452 873		* BEARING - Rod end, forward	1	
	452 860		* BEARING - Rod end, aft	1	
-27	404 320		* NUT - Forward (AN316-4L)	1	
	404 322		* NUT - Aft (AN316-4R)	1	
-28	82978-02		ARM ASSEMBLY - Flap drive idler	2	
-29	452 857		* BEARING	2	
-30	82977-02		PUSHROD ASSEMBLY - Flap drive interconnect	2	
-31	452 860		* BEARING - Rod end	2	
-32	404 322		* NUT - (AN316-4R)	2	
-33	82907-02		BELLCRANK ASSEMBLY - Flap drive, outboard	2	
-34	452 857		* BEARING	2	
-35	400 125		BOLT - (AN4C34)	2	
	407 565		WASHER - (AN960-416)	4	
	404 101		NUT - (AN310-4)	2	
	424 052		COTTER PIN	2	
-36	400 922		BOLT - (AN24-32A)	1	
	407 585		WASHER - Upper (AN960-416L)	1	
	84444-04		WASHER - Teflon	2	
	407 565		WASHER - Lower (AN960-416)	1	
	404 888		NUT - (MS20365-428C)	1	
-37	82695-28		BUSHING	1	
-38	400 009		BOLT - (AN4-14A)	1	
	407 565		WASHER - (AN960-416)	2	
	82695-27		BUSHING	1	
	404 888		NUT - (MS20365-428C)	1	

When ordering, always specify Part Number, Description, and Serial Number of Aircraft

Reissued: September 10, 2006

PIPER AIRCRAFT

PA-46-310P/350P MALIBU

AIRPLANE PARTS CATALOG

Figure and Index Number	Part Number	Code	Nomenclature	No. Req.	Serial Numbers Affected
<u>68-39</u>	<u>401 353</u>		BOLT - (AN5-12A)	2	
	<u>407 566</u>		WASHER - (AN960-516)	4	
	<u>404 889</u>		NUT - (MS20365-524C)	2	
<u>-40</u>	<u>402 942</u>		BOLT - (NAS464P5A9)	2	
	<u>404 531</u>		NUT - (MS21042-5)	2	
<u>-41</u>	<u>554 925</u>		CLAMP	2	
<u>-42</u>	<u>401 429</u>		BOLT - (AN4-44)	2	
	<u>407 567</u>		WASHER - (AN960-616)	AR	
	<u>407 587</u>		WASHER - (AN960-616L)	AR	
	<u>82695-38</u>		BUSHING	2	
	<u>404 101</u>		NUT - (AN310-4)	2	
	<u>424 052</u>		COTTER PIN	2	
<u>-43</u>	<u>400 106</u>		BOLT - (AN4-11)	2	
	<u>407 565</u>		WASHER - (AN960-416)	10	
	<u>404 101</u>		NUT - (AN310-4)	2	
	<u>424 052</u>		COTTER PIN	2	
<u>-44</u>	<u>401 312</u>		BOLT - (AN4-12A)	4	
	<u>82695-42</u>		BUSHING	8	
	<u>407 565</u>		WASHER - (AN960-416)	8	
	<u>404 888</u>		NUT - (MS20365-428C)	4	
<u>-45</u>	<u>402 922</u>		BOLT - (NAS464P4A8)	6	
	<u>407 585</u>		WASHER - (AN960-416L)	6	
	<u>404 530</u>		NUT - (MS21042-4)	6	
<u>-46</u>	<u>400 113</u>		BOLT - (AN4-20)	2	
	<u>407 565</u>		WASHER - (AN960-416)	4	
	<u>82695-37</u>		BUSHING	2	
	<u>404 101</u>		NUT - (AN310-4)	2	
	<u>424 052</u>		COTTER PIN	2	
<u>-47</u>	<u>400 108</u>		BOLT - (AN4-13)	2	
	<u>407 565</u>		WASHER - (AN960-416)	4	
	<u>82695-39</u>		BUSHING	2	
	<u>404 101</u>		NUT - (AN310-4)	2	
	<u>424 052</u>		COTTER PIN	2	
<u>-48</u>	<u>400 111</u>		BOLT - (AN4-16)	2	
	<u>407 565</u>		WASHER - (AN960-416)	4	
	<u>82695-40</u>		BUSHING	2	
	<u>404 101</u>		NUT - (AN310-4)	2	
	<u>424 052</u>		COTTER PIN	2	
<u>-49</u>	<u>400 008</u>		BOLT - (AN4-13A)	1	
	<u>407 565</u>		WASHER - (AN960-416)	2	
	<u>404 888</u>		NUT - (MS20365-428C)	1	
<u>-50</u>	<u>554 916</u>		CLAMP	2	
<u>-51</u>	<u>484 788</u>		O-RING	1	
<u>-52</u>	<u>484 864</u>		O-RING	2	

When ordering, always specify Part Number, Description, and Serial Number of Aircraft

PIPER AIRCRAFT
PA-46-310P/350P MALIBU
AIRPLANE PARTS CATALOG

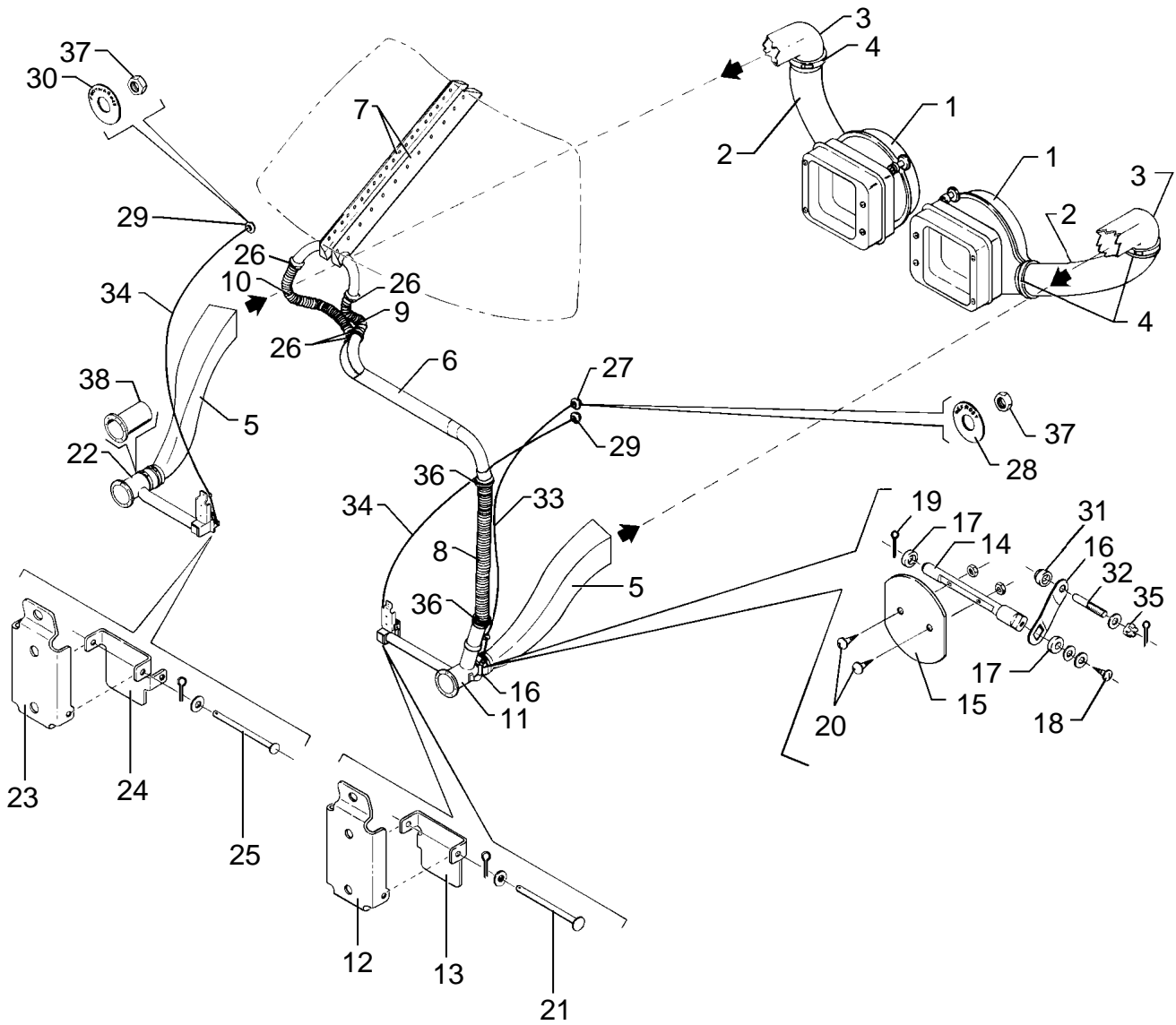


Figure 69. Cabin Air Systems Installation (PA-46-310P)

Reissued: June 26, 1998

**PIPER AIRCRAFT
PA-46-310P/350P MALIBU
AIRPLANE PARTS CATALOG**

CODE EXPLANATIONS FOR FIGURE 69

A - When ordering, specify color dark blue, sandalwood, dark carmine, dark cedar, or dark saddle.

**PIPER AIRCRAFT
PA-46-310P/350P MALIBU
AIRPLANE PARTS CATALOG**

Figure and Index Number	Part Number	Code	Nomenclature	No. Req.	Serial Numbers Affected
69-	83776 83777		DRAWING - Environmental System Installation DRAWING - Cabin Air System Installation		
-1	453 018 453 017		BLOWER - Ventilation, left BLOWER - Ventilation, right	1 1	
-1a	407 043		WASHER - Right or left evaporator mounting (f.s. 233.87)	4	
-1b	404 243		NUT - Right or left evaporator mounting (f.s. 233.87)	4	
-2	83910-02		DUCT ASSEMBLY - Cabin air, lower	2	
-3	83911-02 83911-03		DUCT ASSEMBLY - Cabin air, transition, left DUCT ASSEMBLY - Cabin air, transition, right	1 1	
-4	554 649		CLAMP	4	
-5	83908-02 83908-03	A A	DUCT ASSEMBLY - Transition, left DUCT ASSEMBLY - Transition, right	1 1	
-6	83803-02		DUCT ASSEMBLY - Defrost	1	
-7	83925-02 83925-03		DUCT ASSEMBLY - Defrost, left DUCT ASSEMBLY - Defrost, right	1 1	
-8	63633-198		HOSE - (17.00 L.)	1	
-9	63633-196		HOSE - (9.30 L.)	1	
-10	63633-197		HOSE - (21.00 L.)	1	
-11	83806-02 83806-04		VALVE ASSEMBLY - Restrictor, defroster and footwarmer, left VALVE ASSEMBLY - Restrictor, defroster and footwarmer, left	1 1	46-8408001 thru 46-8408065 46-8408066 thru 46-8608067 and 4608001 and up 46-8408001 thru 46-8408065 46-8408001 thru 46-8408065
-12	83814-02		* SUPPORT - Cable	1	46-8408001 thru 46-8408065
-13	83814-03		* FLAPPER - Valve	1	46-8408001 thru 46-8408065
-14	83809-02		* PIN - Hinge, flow restrictor	1	
-15	83810-02		* GATE - Valve, flow restrictor	1	
-16	83810-03		* ARM - Lever, flow restrictor	1	
-17	452 331		* BEARING	2	
-18	415 492 407 122 407 565 407 585		* SCREW - (MS35206-227) * WASHER - (AN935-6L) * WASHER - (AN960-416) * WASHER - (AN960-416L)	1 1 AR AR	
-19	424 051		* COTTER PIN	1	
-20	415 507 404 908		* SCREW - (MS35206-217) * NUT - (MS20365-440C)	2 2	
-21	424 164 407 563 424 051		* PIN - (MS20392-1C55) * WASHER - (AN960-8) * COTTER PIN	1 1 1	46-8408001 thru 46-8408065 46-8408001 thru 46-8408065 46-8408001 thru 46-8408065
-22	83806-03		VALVE ASSEMBLY - Footwarmer, right	1	46-8408001 thru 46-8408065
-23	83814-02		* SUPPORT - Cable	1	46-8408001 thru 46-8408065
-24	83814-04		* FLAPPER - Valve	1	46-8408001 thru 46-8408065
-25	424 164 407 563 424 051		* PIN * WASHER - (AN960-8) * COTTER PIN	1 1 1	46-8408001 thru 46-8408065 46-8408001 thru 46-8408065 46-8408001 thru 46-8408065
-26	654 173		CLAMP	4	
-27	83804-02 471 084		KNOB ASSEMBLY - Defrost * KNOB - (DIM533)	1 1	
-28	83804-04		* PLACARD - Defrost, pull-on (583 951)	1	
-29	83804-03		KNOB ASSEMBLY - Footwarmer	2	46-8408001 thru 46-8408065
-30	83804-05		* PLACARD - Footwarmer, pull-on	1	46-8408001 thru 46-8408065
-31	70371-02		FITTING - Swivel	1	
-32	70371-03		STUD - Swivel fitting	1	
-33	653 352		CABLE ASSEMBLY - Defrost	1	
-34	653 351		CABLE ASSEMBLY - Footwarmer	2	46-8408001 thru 46-8408065
-35	404 392 407 564 424 051		NUT - (AN320-3) WASHER - (AN960-10) COTTER PIN	1 1 1	

When ordering, always specify Part Number, Description, and Serial Number of Aircraft

Reissued: September 10, 2006

**PIPER AIRCRAFT
PA-46-310P/350P MALIBU
AIRPLANE PARTS CATALOG**

Figure and Index Number	Part Number	Code	Nomenclature	No. Req.	Serial Numbers Affected
<u>69-36</u>	<u>654 144</u>		CLAMP	2	
<u>-37</u>	<u>404 224</u>		NUT - (AN315-3R)	2	
<u>-38</u>	<u>83812-19</u>		DUCT ASSEMBLY - Cabin air, right	1	46-8408066 thru 46-8608067 and 4608001 and up

When ordering, always specify Part Number, Description, and Serial Number of Aircraft

Reissued: June 26, 1998

PIPER AIRCRAFT
PA-46-310P/350P MALIBU
AIRPLANE PARTS CATALOG

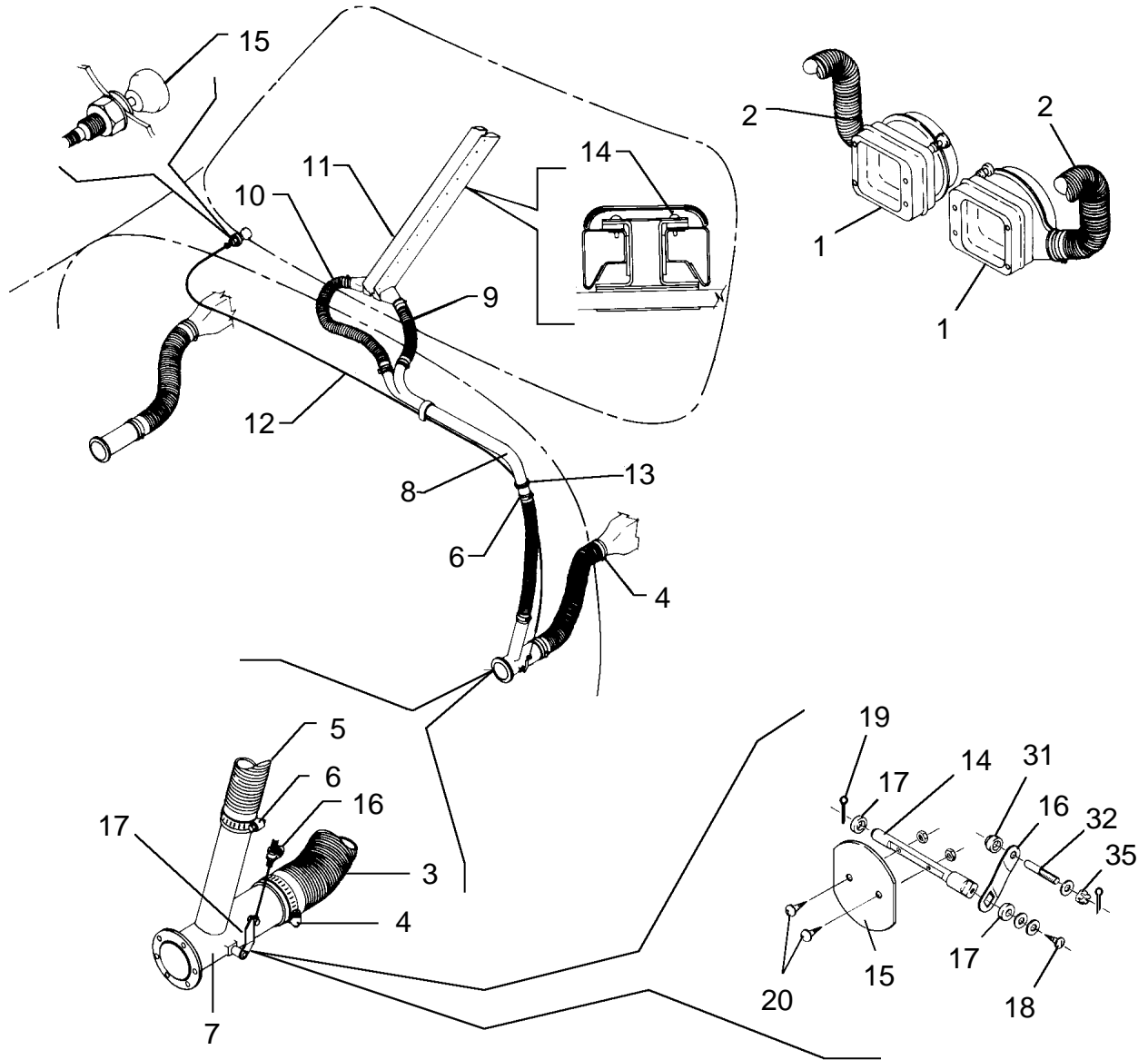


Figure 69A. Cabin Air System Installation (PA-46-350P)

Reissued: June 26, 1998

**PIPER AIRCRAFT
PA-46-310P/350P MALIBU
AIRPLANE PARTS CATALOG**

CODE EXPLANATIONS FOR FIGURE 69A

**PIPER AIRCRAFT
PA-46-310P/350P MALIBU
AIRPLANE PARTS CATALOG**

Figure and Index Number	Part Number	Code	Nomenclature	No. Req.	Serial Numbers Affected
69A-	89674		DRAWING - Cabin Air System		
	83912		DRAWING - Blower Installation/Cabin Air/Air Conditioning		
-1	453 018		BLOWER - Ventilation, left	1	
	453 017		BLOWER - Ventilation, right	1	
-1a	407 043		WASHER - Right or left evaporator mounting (f.s. 233.87)	4	
-1b	404 243		NUT - Right or left evaporator mounting (f.s 233.87)	4	
-2	63633-158		HOSE	2	
-2a	554 649		CLAMP	4	
-3	63633-199		HOSE	2	
-4	554 945		CLAMP	4	
-5	63633-198		HOSE	1	
-6	654 144		CLAMP	2	
-7	83806-04		VALVE ASSEMBLY - Left	1	
	83812-19		VALVE ASSEMBLY - Right	1	
	415 493		SCREW - (MS35206-228)	2	
	407 559		WASHER - (AN960-5)	2	
	407 122		WASHER - (AN935-6L)	2	
-8	83803-02		DUCT ASSEMBLY - De-fog	1	
-9	63633-196		HOSE	1	
-10	63633-197		HOSE	1	
-11	83925-02		DUCT ASSEMBLY - Windshield de-fog	1	
	83925-03		DUCT ASSEMBLY - Windshield de-fog	1	
-12	454 259		CABLE ASSEMBLY	1	
-13	544 776		CLAMP	2	
	404 910		NUT - (MS20365-832C)	2	
	407 563		WASHER - (AN960-8)	3	
-14	415 520		SCREW - (MS35206-230)	4	
	494 033		WASHER	4	
-15	471 084		KNOB	1	
	404 224		NUT - (AN315-3R)	1	
-16	454 887		CLAMP	1	
	404 887		NUT - (MS20365-1032C)	1	
	690 612		WASHER - (NAS1149FO363P)	1	
-17	70371-02		FITTING - Swivel	1	
	70371-03		STUD	1	
	690 612		WASHER - (NAS1149FO363P)	1	
	404 392		NUT - (AN320-3)	1	
	424 051		COTTER PIN	1	

When ordering, always specify Part Number, Description, and Serial Number of Aircraft

Reissued: September 10, 2006

**PIPER AIRCRAFT
PA-46-310P/350P MALIBU
AIRPLANE PARTS CATALOG**

THIS PAGE INTENTIONALLY LEFT BLANK

PIPER AIRCRAFT
PA-46-310P/350P MALIBU
AIRPLANE PARTS CATALOG

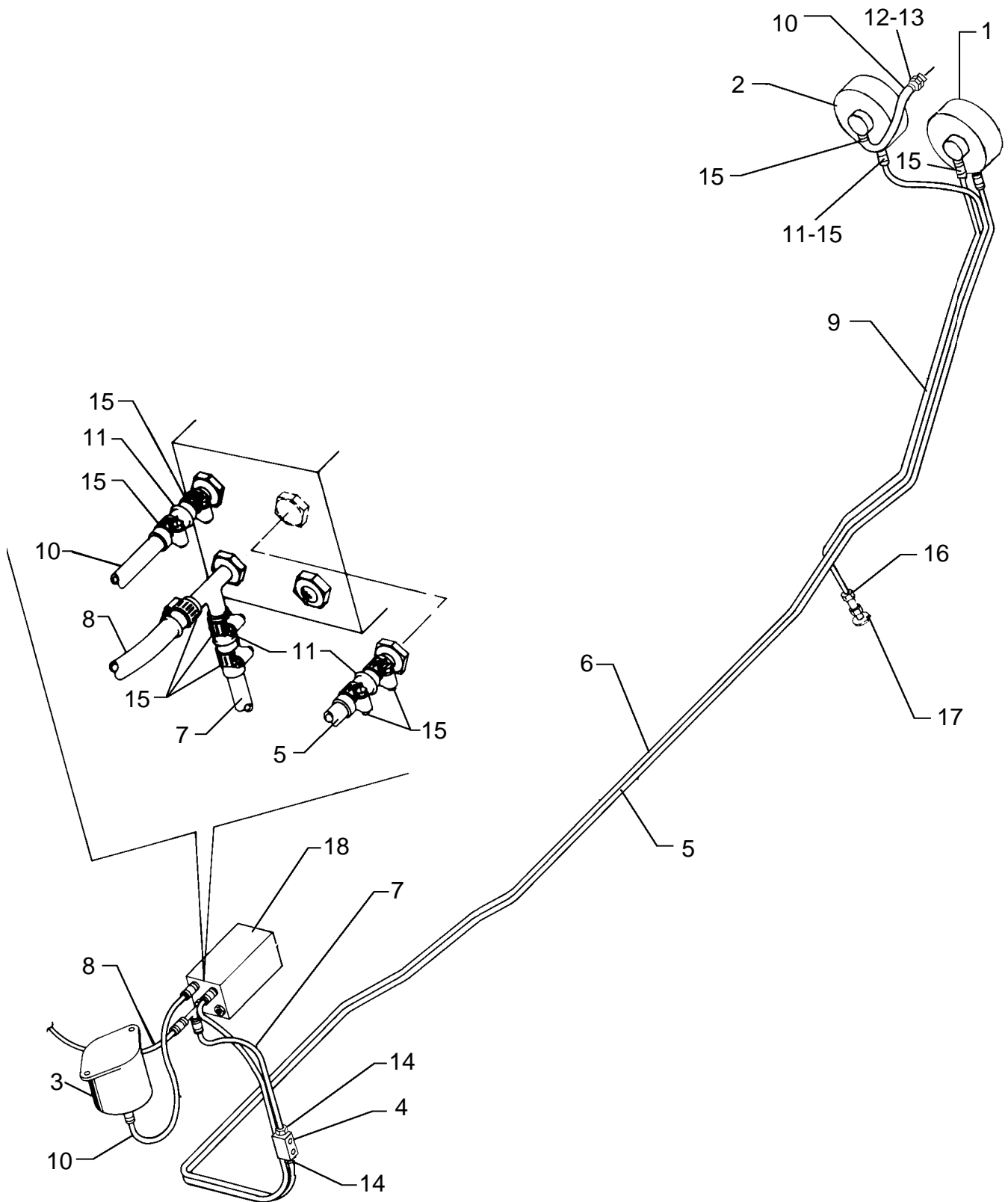


Figure 70. Cabin Pressurization Control System Installation

Reissued: June 26, 1998

**PIPER AIRCRAFT
PA-46-310P/350P MALIBU
AIRPLANE PARTS CATALOG**

CODE EXPLANATIONS FOR FIGURE 70

A - See Figure 44.

**PIPER AIRCRAFT
PA-46-310P/350P MALIBU
AIRPLANE PARTS CATALOG**

Figure and Index Number	Part Number	Code	Nomenclature	No. Req.	Serial Numbers Affected
70-	83776 89651 83778		DRAWING - Environmental System Installation DRAWING - Environmental System Installation DRAWING - Cabin Pressurization Control System		
-1	491 814 755 127		VALVE - Outflow * GASKET	1 1	
-2	491 815 755 127		VALVE - Safety * GASKET	1 1	
-3	488 136 415 542 95061-016 690 612 404-489		TANK - Auxiliary volume SCREW - (MS35206-252) BUSHING WASHER - (NAS1149FN832P) NUT - (MS21044N08)	1 2 2 2 2	
-3a	83778-19 414 788 690 640 63900-118 406 625		SUPPORT - Auxiliary volume tank SCREW - Volume tank support to radio support (MS24693-C52) WASHER - Volume tank support to radio support (NAS1149FN632P) SPACER - Volume tank support to radio support NUT - Volume tank support to radio support (NAS679-A08)	1 1 2 1 1	
-4	491 813 411 538 690 616		VALVE - Solenoid SCREW - (MS35207-269) WASHER - (NAS1149FN832P)	1 2 2	
-5	83778-08		TUBE - Pressure	1	
-6	83778-09		TUBE - Vacuum	1	
-7	83778-10		TUBE - Solenoid valve to controller valve	1	
-8	83778-05		HOSE - Vacuum system to controller valve	1	
-9	83778-15		TUBE - (50.0 L.)	1	
-10	83778-05		HOSE - (14.0 L.)	2	
-11	83778-03		HOSE - (1.5 L.)	7	
-12	451 853		ADAPTER - (AN807-4D)	2	
-13	477 618		ADAPTER - (AN924-4D)	2	
-14	491 146 477 852 467 479 484 950		UNION NUT INSERT O-RING	2 2 2 2	
-15	554 861		CLAMP	18	
-16	557 113 467 479		CONNECTOR - Union INSERT	1 1	
-17	78039-00		FITTING ASSEMBLY	1	
-18	557 120	A	VALVE - Cabin pressure control	1	
-19	454 933		CLAMP - Lines (sta. 265.80)	1	
-20	554 962 415 544 690 616 404 489		CLAMP - Solenoid valve pressure outflow tube SCREW - (MS35206-244) WASHER - (NAS1149FN832P) NUT - (MS21044N08)	2 2 2 2	

When ordering, always specify Part Number, Description, and Serial Number of Aircraft

Reissued: September 10, 2006

**PIPER AIRCRAFT
PA-46-310P/350P MALIBU
AIRPLANE PARTS CATALOG**

THIS PAGE INTENTIONALLY LEFT BLANK

PIPER AIRCRAFT
PA-46-310P/350P MALIBU
AIRPLANE PARTS CATALOG

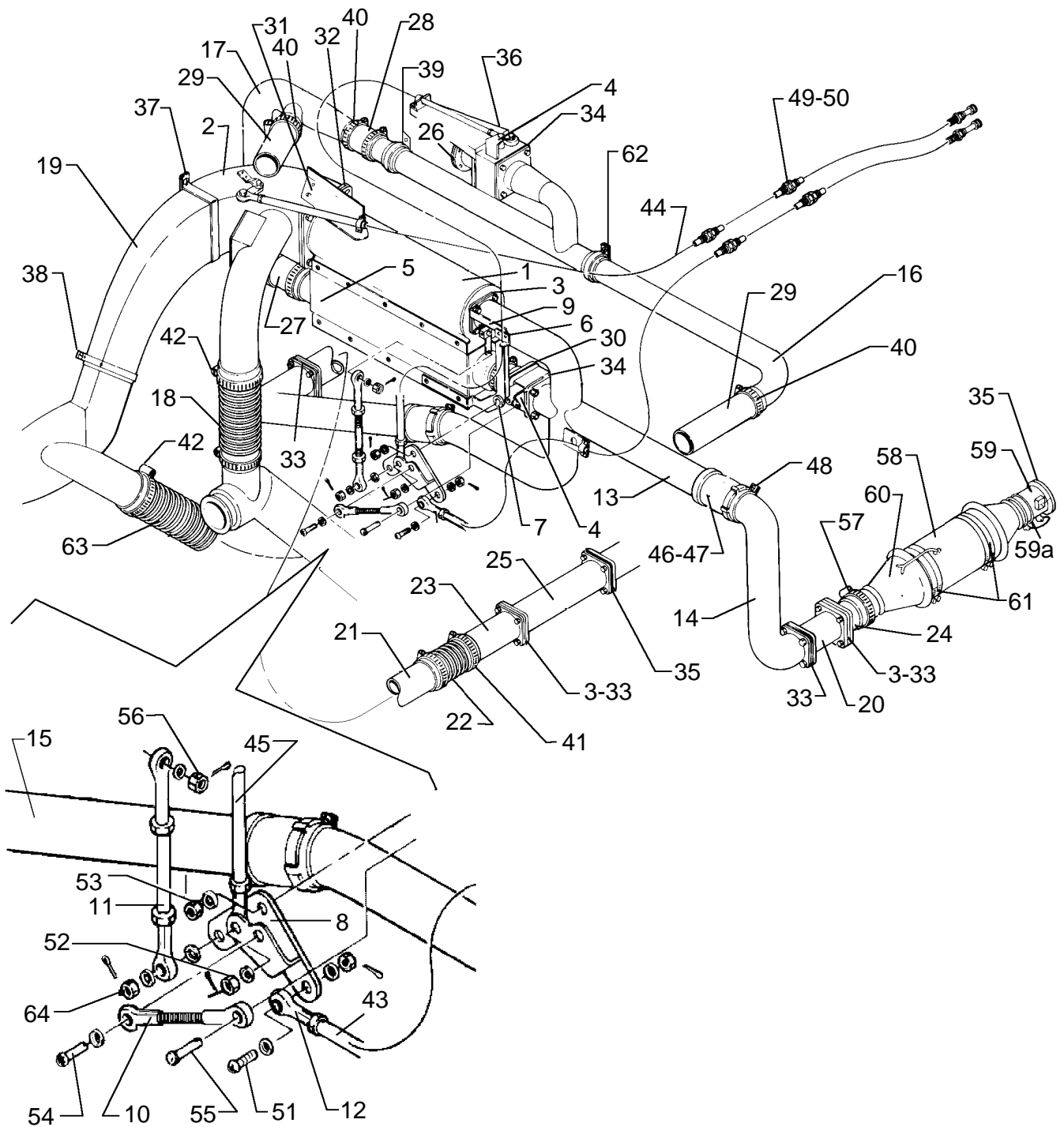


Figure 71. Bleed Air and Conditioning System Installation (PA-46-310P)

Reissued: June 26, 1998

**PIPER AIRCRAFT
PA-46-310P/350P MALIBU
AIRPLANE PARTS CATALOG**

CODE EXPLANATIONS FOR FIGURE 71

- A - See Figure 72 for component parts.
- B - See Figure 73 for component parts.
- C - Alternate vendor. Either clamp can be used.

PIPER AIRCRAFT

PA-46-310P/350P MALIBU

AIRPLANE PARTS CATALOG

Figure and Index Number	Part Number	Code	Nomenclature	No. Req.	Serial Numbers Affected
<u>71-</u>	<u>83776</u> <u>83780</u> <u>83920</u>		DRAWING - Environmental System Installation DRAWING - Bleed Air and Conditioning System Installation DRAWING - Ground Blower Installation		
<u>-1</u>	<u>83928-02</u> <u>83928-03</u>	A A	VALVE ASSEMBLY - Bleed and ram air selector VALVE ASSEMBLY - Bleed and ram air selector	1 1	46-8408001 thru 46-8508089 46-8508090 thru 46-8608067 and 4608001 and up
<u>-2</u>	<u>83800-02</u>	B	VALVE ASSEMBLY - Cabin temperature control	1	
<u>-3</u>	<u>492 356</u>		VALVE - Check	3	
<u>-4</u>	<u>491 816</u>		VALVE - Shutoff	2	
<u>-5</u>	<u>83788-02</u>		HEAT EXCHANGER ASSEMBLY	1	
<u>-6</u>	<u>83907-02</u>		BRACKET ASSEMBLY - Air selector valve	1	
<u>-7</u>	<u>83907-04</u>		* BEARING	1	
<u>-8</u>	<u>83907-05</u>		LINK ASSEMBLY - Control, air selector valve	1	
<u>-9</u>	<u>83907-13</u>		CLOSURE ASSEMBLY - Air selector valve	1	
<u>-10</u>	<u>83907-08</u>		BEARING ASSEMBLY - Air selector valve	1	
<u>-11</u>	<u>83907-10</u>		ROD ASSEMBLY - Air selector valve	1	
<u>-12</u>	<u>452 568</u>		BEARING - Rod end	2	
<u>-13</u>	<u>83801-02</u>		DUCT ASSEMBLY - Shutoff valve	1	
<u>-14</u>	<u>83801-04</u>		DUCT ASSEMBLY - To firewall	1	
<u>-15</u>	<u>83801-06</u>		DUCT ASSEMBLY - To firewall	1	
<u>-16</u>	<u>83838-02</u>		DUCT ASSEMBLY - Crossover to left side	1	
<u>-17</u>	<u>83786-02</u>		DUCT ASSEMBLY - To heat exchanger	1	
<u>-18</u>	<u>83890-02</u>		HOSE - Low pressure	1	
<u>-19</u>	<u>83893-02</u>		DUCT - Transition	1	
<u>-20</u>	<u>83922-04</u>		DUCT ASSEMBLY - Firewall to check valve	1	
<u>-21</u>	<u>83935-06</u>		DUCT ASSEMBLY - Firewall to hose	1	
<u>-22</u>	<u>565 992</u>		HOSE - Air duct (4.0 L.)	1	
<u>-23</u>	<u>83935-04</u>		TUBE ASSEMBLY - Hose to check valve	1	
<u>-24</u>	<u>83922-03</u>		DUCT ASSEMBLY - Check valve to blower	1	
<u>-25</u>	<u>83935-02</u>		TUBE ASSEMBLY - To pressure bulkhead	1	
<u>-26</u>	<u>83839-02</u>		DUCT ASSEMBLY - Dump valve exhaust	1	
<u>-27</u>	<u>566 006</u>		HOSE	2	
<u>-28</u>	<u>566 007</u>		HOSE	1	
<u>-29</u>	<u>83890-04</u>		HOSE - Low pressure	2	
<u>-30</u>	<u>83876-02</u>		TRANSITION - Firewall shutoff valve	1	
<u>-31</u>	<u>83889-02</u>		BRACKET ASSEMBLY - Cable support	1	
<u>-32</u>	<u>83781-02</u>		GASKET	1	
<u>-33</u>	<u>83880-02</u>		GASKET	10	
<u>-34</u>	<u>83882-02</u>		GASKET - Shutoff dump valve	4	
<u>-35</u>	<u>83883-02</u>		GASKET - Pressure bulkhead	4	
<u>-36</u>	<u>83907-18</u>		SUPPORT	1	
<u>-37</u>	<u>83924-02</u>		CLAMP - Transition duct	1	
<u>-38</u>	<u>83924-03</u>		CLAMP - Transition duct	1	
<u>-39</u>	<u>554 867</u>		CLAMP	1	
<u>-40</u>	<u>654 144</u>		CLAMP	6	
<u>-41</u>	<u>654 143</u>		CLAMP	6	
<u>-42</u>	<u>654 142</u>		CLAMP	4	
<u>-43</u>	<u>653 333</u>		CABLE ASSEMBLY - Cabin pressure control	1	
<u>-44</u>	<u>653 334</u>		CABLE ASSEMBLY - Cabin temperature control	1	
<u>-45</u>	<u>653 343</u>		CABLE ASSEMBLY - Bleed dump valve control	1	
<u>-46</u>	<u>566 054</u>		HOUSING	2	
<u>-47</u>	<u>686 047</u>		SEAL	4	
<u>-48</u>	<u>654 169</u> <u>764 767</u>		CLAMP CLAMP	2 2	
<u>-49</u>	<u>579 161</u>	C	CLAMP PACKING	2 2	

When ordering, always specify Part Number, Description, and Serial Number of Aircraft

Reissued: June 26, 1998

**PIPER AIRCRAFT
PA-46-310P/350P MALIBU
AIRPLANE PARTS CATALOG**

Figure and Index Number	Part Number	Code	Nomenclature	No. Req.	Serial Numbers Affected
<u>71-50</u>	<u>407 679</u>		WASHER - (AN960-C716)	4	
<u>-51</u>	<u>400 674</u>		BOLT - (AN23-12)	1	
	<u>407 584</u>		WASHER - (AN960-10L)	2	
	<u>404 392</u>		NUT - (AN320-3)	1	
	<u>424 052</u>		COTTER PIN	1	
<u>-52</u>	<u>400 674</u>		BOLT - (AN23-12)	1	
	<u>407 584</u>		WASHER - (AN960-10L)	1	
	<u>404 392</u>		NUT - (AN320-3)	1	
	<u>424 052</u>		COTTER PIN	1	
<u>-53</u>	<u>400 677</u>		BOLT - (AN23-15)	1	
	<u>407 584</u>		WASHER - (AN960-10L)	1	
	<u>407 564</u>		WASHER - (AN960-10)	1	
	<u>404 392</u>		NUT - (AN320-3)	1	
	<u>424 052</u>		COTTER PIN	1	
<u>-54</u>	<u>400 674</u>		BOLT - (AN23-12)	1	
	<u>407 584</u>		WASHER - (AN960-10L)	2	
	<u>404 392</u>		NUT - (AN320-3)	1	
	<u>424 052</u>		COTTER PIN	1	
<u>-55</u>	<u>424 176</u>		PIN - (MS20392-2C15)	1	
	<u>424 051</u>		COTTER PIN	1	
<u>-56</u>	<u>400 673</u>		BOLT - (AN23-11)	1	
	<u>407 564</u>		WASHER - (AN960-10)	2	
	<u>404 392</u>		NUT - (AN320-3)	1	
	<u>424 052</u>		COTTER PIN	1	
<u>-57</u>	<u>454 818</u>		CLAMP	2	
<u>-58</u>	<u>453 021</u>		BLOWER - Vane axial	1	
<u>-59</u>	<u>83922-02</u>		DUCT ASSEMBLY - Firewall to blower	1	
<u>-59a</u>	<u>89084-13</u>		HEATER ASSEMBLY - Auxiliary Heater	1	
	<u>89084-11</u>		* RESISTOR ASSEMBLY	1	
	<u>89084-10</u>		* VOLTAGE MONITOR ASSEMBLY	1	
<u>-60</u>	<u>83915-02</u>		DUCT - Flexible	2	
<u>-61</u>	<u>454 808</u>		CLAMP	4	
<u>-62</u>	<u>554 867</u>		CLAMP	1	
<u>-63</u>	<u>83890-03</u>		HOSE - Low pressure	1	
<u>-64</u>	<u>400 674</u>		BOLT - (AN23-12)	1	
	<u>407 584</u>		WASHER - (AN960-10L)	1	
	<u>407 564</u>		WASHER - (AN960-10)	1	
	<u>404 392</u>		NUT - (AN320-3)	1	
	<u>424 052</u>		COTTER PIN	1	

When ordering, always specify Part Number, Description, and Serial Number of Aircraft

PIPER AIRCRAFT
PA-46-310P/350P MALIBU
AIRPLANE PARTS CATALOG

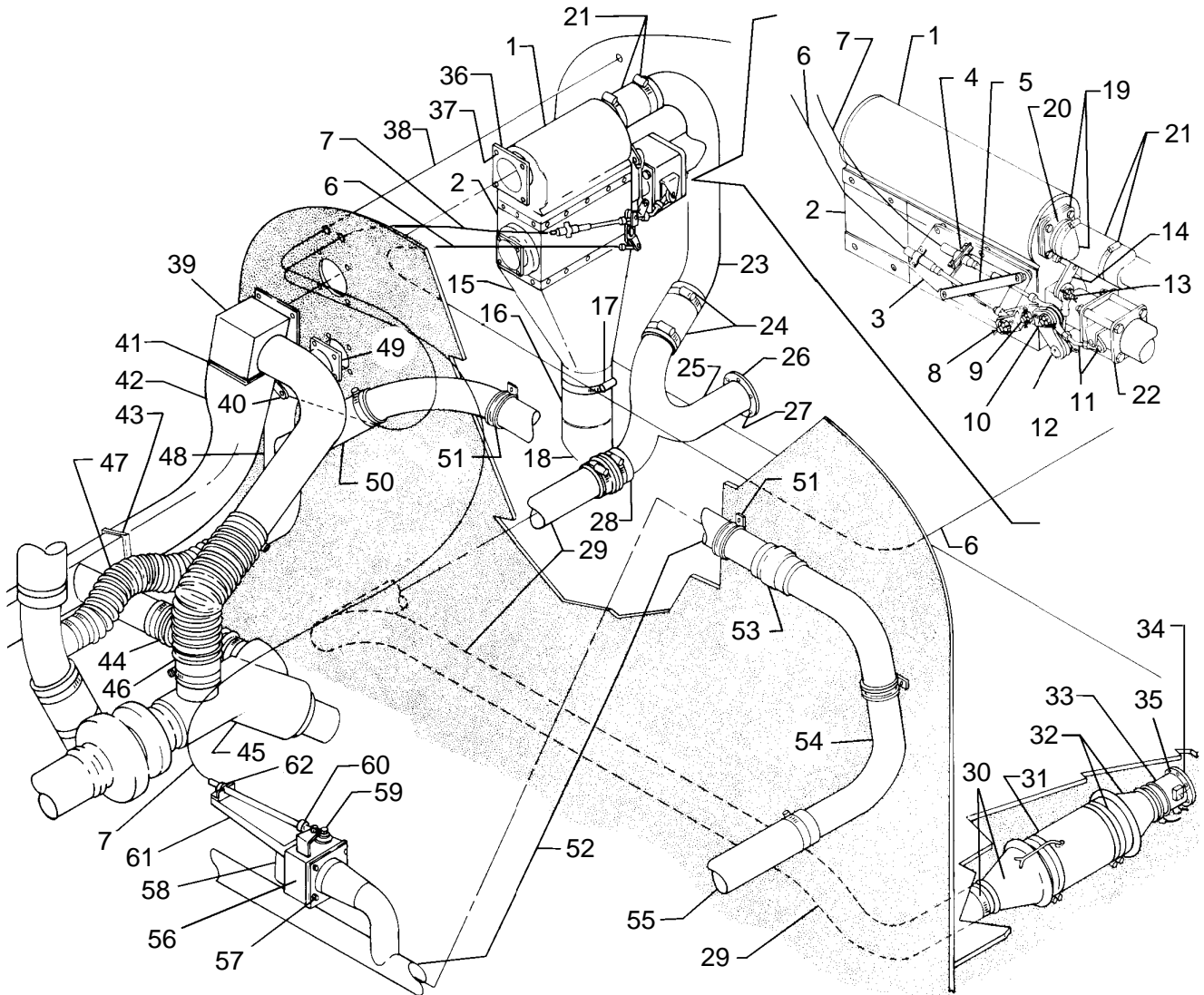


Figure 71A. Bleed Air and Conditioning System Installation (PA-46-350P)

Reissued: June 26, 1998

**PIPER AIRCRAFT
PA-46-310P/350P MALIBU
AIRPLANE PARTS CATALOG**

CODE EXPLANATIONS FOR FIGURE 71A

- A - See Figure 72 for component parts.
- B - See Figure 73A for component parts.
- C - PA-46-310P only.
- D - PA-46-350P only.

**PIPER AIRCRAFT
PA-46-310P/350P MALIBU
AIRPLANE PARTS CATALOG**

Figure and Index Number	Part Number	Code	Nomenclature	No. Req.	Serial Numbers Affected
71A-	89650		DRAWING - Bleed Air and Conditioning System Installation		
	89670		DRAWING - Bleed Air and Conditioning System Installation		
	89658		DRAWING - Ground Blower Assembly/Installation		
-1	89656-02	A	AIR VALVE ASSEMBLY - Bleed/Ram	1	
-1a	101293-03	D	BRACKET - Air valve assembly	1	
-2	89657-02		HEAT EXCHANGER ASSEMBLY	1	
	411 533		SCREW - (MS35207-264)	16	
	407 674		WASHER - (AN960-C10)	16	
-3	89661-21	D	PLATE ASSEMBLY	1	
	89686-02	D	* PLATE	1	
	89661-09	D	* BEARING	1	
	89661-11	D	* SPACER	4	
	406 820	D	* NUTPLATE	1	
	89661-22		WASHER	1	
-4	89687-03		CLAMP	1	
	411 536		SCREW - (MS535207-267)	1	
	415 535		SCREW - (MS35206-245)	1	
	89687-02		CLAMP BASE	2	
-5	89588-02		STANDOFF ASSEMBLY	1	
	411 535		SCREW - (MS35207-266)	2	
	407 674		WASHER - (AN960-C10)	2	
-6	653 607		CABLE ASSEMBLY	1	
-7	653 608		CABLE ASSEMBLY	1	
-8	89661-02		LINK ASSEMBLY	1	
	400 674		BOLT - (AN23-12)	1	
	404 392		NUT - (AN320-3)	1	
	407 564		WASHER - (AN960-10)	1	
	424 052		COTTER PIN	1	
-9	400 676		BOLT - (AN23-14)	1	
	407 584		WASHER - (AN960-10L)	1	
	407 564		WASHER - (AN960-10)	3	
	404 100		NUT - (AN310-3)	1	
	424 052		COTTER PIN	1	
-10	400 680		BOLT - (AN23-18)	1	
	407 584		WASHER - (AN960-10L)	3	
	404 392		NUT - (AN320-3)	1	
	424 052		COTTER PIN	1	
-11	89661-12		BEARING ASSEMBLY	1	
	424 177		PIN - (MS20392-2C17)	1	
	424 051		COTTER PIN	1	
-12	400 674		BOLT - (AN23-12)	1	
	407 584		WASHER - (AN960-10L)	2	
	407 564		WASHER - (AN960-10)	1	
	404 392		NUT - (AN320-3)	1	
	424 052		COTTER PIN	1	
-13	400 673		BOLT - (AN23-11)	1	
	407 584		WASHER - (AN960-10L)	3	
	89661-14		BEARING ASSEMBLY	1	
	404 392		NUT - (AN320-3)	1	
	424 052		COTTER PIN	1	
-14	89661-05		VALVE CRANK	1	
	486 242		SET SCREW - (AN565D1032-H4)	1	
-15	89662-02		PLENUM ASSEMBLY	1	
	89662-03		* PLENUM	1	
	89662-04		* CLOTH	3	
-16	89663-02		HOSE	1	

When ordering, always specify Part Number, Description, and Serial Number of Aircraft

Reissued: September 10, 2006

PIPER AIRCRAFT

PA-46-310P/350P MALIBU

AIRPLANE PARTS CATALOG

Figure and Index Number	Part Number	Code	Nomenclature	No. Req.	Serial Numbers Affected
71A-17	554 576		CLAMP	2	
-18	89612-12		COLLAR	1	
-19	492 356		CHECK VALVE	1	
	83880-02	C	GASKET	2	
	89685-03	D	GASKET	2	
-20	89660-16		TUBE ASSEMBLY	1	
	89666-09	D	BRACKET - Tube assembly	1	
	89666-10	D	BRACKET ASSEMBLY	1	
	400 441		BOLT - (AN3-7A) (use one for 4622001 and up)	4	
	400 442		BOLT - (AN3-8A)	AR	4622001 and up
	401 269		BOLT - (AN3-10A)	AR	4622001 and up
	407 564		WASHER - (AN960-10)	4	
-21	566 006		HOSE	1	
	654 143		CLAMP	2	
-22	491 816		SHUT OFF VALVE	1	
	101293-02	D	BRACKET - Shut-off valve	1	
	83882-02		GASKET	2	
	400 451		BOLT - (AN3-20A)	4	
	407 674		WASHER - (AN960-C10)	8	
	404 887		NUT - (MS20365-1032C)	4	
-23	89660-15		DUCT ASSEMBLY	1	
-24	84014-02		HOSE	1	
	654 143		CLAMP	2	
-25	89660-10		DUCT ASSEMBLY	1	
-26	592 630		CHECK VALVE	1	
	83883-02		GASKET	3	
-27	401 269		BOLT - (AN3-10A)	6	
	407 564		WASHER - (AN960-10)	6	
-28	84014-02		HOSE	1	
	654 143		CLAMP	2	
-29	89676-02		DUCT ASSEMBLY	1	
-30	83915-02		DUCT - Flexible	1	
	454 818		CLAMP	1	
	454 808		CLAMP	2	
-31	89658-03		BLOWER ASSEMBLY	1	
	453 021		* VANE AXIAL BLOWER	1	
-32	83915-04		DUCT - Flexible	1	
	454 808		CLAMP	2	
-33	83922-02		DUCT ASSEMBLY	1	
	89084-07	D	INSULATOR	1	
	89084-13		HEATER	1	
-34	592 630		CHECK VALVE	1	
	83883-02		GASKET	3	
-35	400 441		BOLT - (AN3-7A)	6	
	407 104		WASHER - (AN935-10)	6	
-36	89671-02		GASKET	2	
-37	400 440		BOLT - (AN3-6A)	4	
	407 564		WASHER - (AN960-10)	4	
-38	653 606		CABLE Cabin temp. control	1	
-39	89653-02		AIR MODULATION VALVE ASSEMBLY	1	
-40	400 677	C	BOLT - (AN23-15)	1	
	400 676	D	BOLT - (AN23-14)	1	
	407 584		WASHER - (AN960-10L)	3	
	452 568		BEARING	1	
	404 392		NUT - (AN320-3)	1	
	424 051		COTTER PIN	1	
-41	89677-03		CLAMP ASSEMBLY	1	
-42	89678-02		TRANSITION	1	

When ordering, always specify Part Number, Description, and Serial Number of Aircraft

**PIPER AIRCRAFT
PA-46-310P/350P MALIBU
AIRPLANE PARTS CATALOG**

Figure and Index Number	Part Number	Code	Nomenclature	No. Req.	Serial Numbers Affected
71A-43	89677-02		CLAMP ASSEMBLY	1	
-44	83890-03		HOSE - Flexible	1	
	654 142		CLAMP	2	
-45	83775-03	C	HEAT MUFF	1	
	83775-04	D	TAIL PIPE ASSEMBLY	1	
	83775-05	D	COVER ASSEMBLY - Heat muff	1	
-46	83890-07		HOSE - Flexible	1	
	654 142		CLAMP	2	
-47	566 339		HOSE - (83890-10)	1	
	654 144		CLAMP (NAS1922-0150)	2	
-48	89669-08		TUBE ASSEMBLY	1	
-49	83880-02		GASKET	2	
	400 440	C	BOLT - (AN3-6A)	4	
	401 266	D	BOLT - (AN3-5A)	2	
	407 674		WASHER - (AN960-C10)	4	
	404 887		NUT - (MS20365-1032C)	4	
-50	566 340		HOSE - (83890-09)	1	
	654 144		CLAMP	2	
-51	554 867		CLAMP - Firewall	3	
	411 533		SCREW - (MS35207-264)	3	
	82695-110		BUSHING	3	
-52	89652-02		DUCT ASSEMBLY	1	
-53	566 007		HOSE	1	
	654 144		CLAMP	2	
-54	89672-02		DUCT ASSEMBLY	1	
-55	566 341		HOSE (83890-11)	1	
	654 144		CLAMP	2	
-56	592 631		BLEED AIR DUMP VALVE	1	
-57	400 451		BOLT - (AN3-20A)	4	
	407 674		WASHER - (AN960-C10)	8	
	404 887		NUT - (MS20365 1032C)	4	
	83882-02		GASKET	2	
-58	83839-02		OUTLET ASSEMBLY	1	
-59	424 176		PIN	1	
	691 335		BEARING - Rod end	1	
	424 051		COTTER PIN	1	
-60	404 243		NUT - (AN315C3R)	1	
-61	83907-22		SUPPORT	1	
-62	415 536		SCREW - (MS35206-264)	2	
	407 563		WASHER - (AN960-8)	2	
	18219-00		CLAMP	1	
	18132-00		LUG - Cable support	1	
	404 910		NUT - (MS20365-832C)	2	
-63	454 929	D	CLAMP - Cabin press. control cable	1	
-64	411 530	D	SCREW - (MS35207-261)	2	
-65	407 564	D	WASHER - (AN960-10)	2	
-66	404 887	D	NUT - (MS20365-1032C)	1	
-67	89661-20	D	BRACKET ASSEMBLY - Cabin temp. control cable	1	
-68	89661-18	D	PLATE - Cabin temp. control cable bracket	1	

When ordering, always specify Part Number, Description, and Serial Number of Aircraft

Reissued: September 10, 2006

**PIPER AIRCRAFT
PA-46-310P/350P MALIBU
AIRPLANE PARTS CATALOG**

THIS PAGE INTENTIONALLY LEFT BLANK

PIPER AIRCRAFT
PA-46-310P/350P MALIBU
AIRPLANE PARTS CATALOG

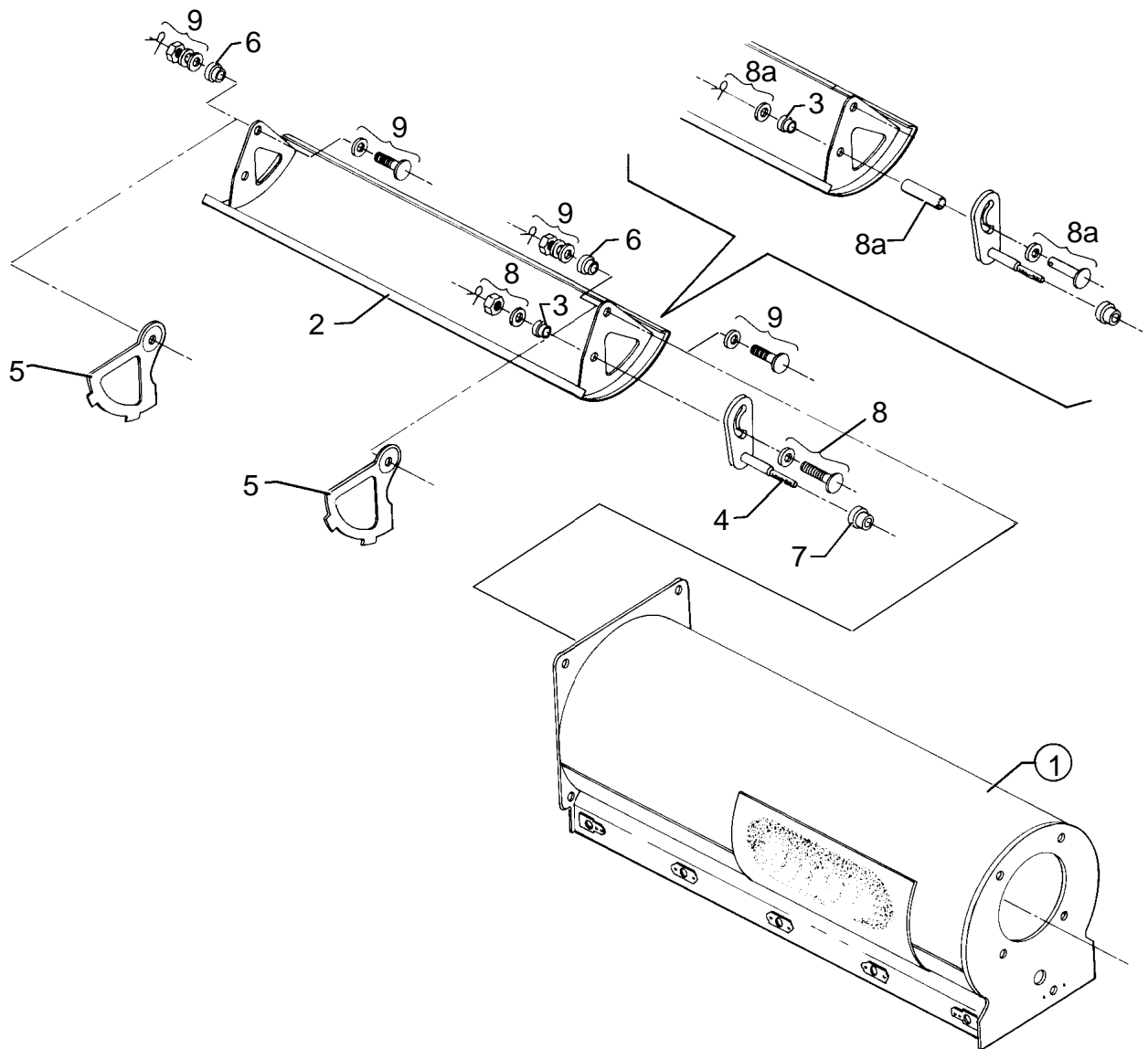


Figure 72. Bleed and Ram Air Selector Valve Assembly

Reissued: June 26, 1998

**PIPER AIRCRAFT
PA-46-310P/350P MALIBU
AIRPLANE PARTS CATALOG**

CODE EXPLANATIONS FOR FIGURE 72

- A - Used on Serial Numbers 46-8408001 thru 46-8508089
- B - Used on Serial Numbers 46-8508090 thru 4608001 and up.
- C - Used on Serial Numbers 4622001 and up.

**PIPER AIRCRAFT
PA-46-310P/350P MALIBU
AIRPLANE PARTS CATALOG**

Figure and Index Number	Part Number	Code	Nomenclature	No. Req.	Serial Numbers Affected
72-1	83928-02	A	VALVE ASSEMBLY - Bleed and ram air selector	1	
	83928-03	B	VALVE ASSEMBLY - Bleed and ram air selector	1	
	89656-02	C	VALVE ASSEMBLY - Bleed and ram air selector	1	
-2	83929-05	A	* SHUTTER ASSEMBLY - Selector valve	1	
	83929-24	B,C	* SHUTTER ASSEMBLY - Selector valve	1	
-3	83929-17	A	** BEARING	1	
	83929-18	C	** BEARING	1	
	83929-23	B,C	** BEARING - Hinge	1	
-4	83929-07		* CRANK ASSEMBLY - Selector valve	1	
-5	83929-06		* SUPPORT ASSEMBLY - Selector valve	2	
-6	83929-19		** BEARING	2	
-7	83929-18		* BEARING	1	
-8	400 677	A	* BOLT - (AN23-15)	1	
	407 682	A	* WASHER - Under bolt head (AN960-C10L)	1	
	404 392	A	* NUT - (AN320-3)	1	
	407 674	A	* WASHER - Under nut (AN960-C10)	1	
	424 052	A	* COTTER PIN	1	
	424 147	B,C	* PIN	1	
-8a	690 614	B,C	* WASHER - (NAS1149CO332R)	2	
	424 051	B,C	* COTTER PIN	1	
	83928-05	B,C	* TUBE - Teflon	1	
-9	400 672		* BOLT - (AN23-10)	2	
	407 682		* WASHER - (AN960-C10L)	6	
	404 392		* NUT - (AN320-3)	2	
	424 052		* COTTER PIN	2	

When ordering, always specify Part Number, Description, and Serial Number of Aircraft

Reissued: September 10, 2006

**PIPER AIRCRAFT
PA-46-310P/350P MALIBU
AIRPLANE PARTS CATALOG**

THIS PAGE INTENTIONALLY LEFT BLANK

PIPER AIRCRAFT
PA-46-310P/350P MALIBU
AIRPLANE PARTS CATALOG

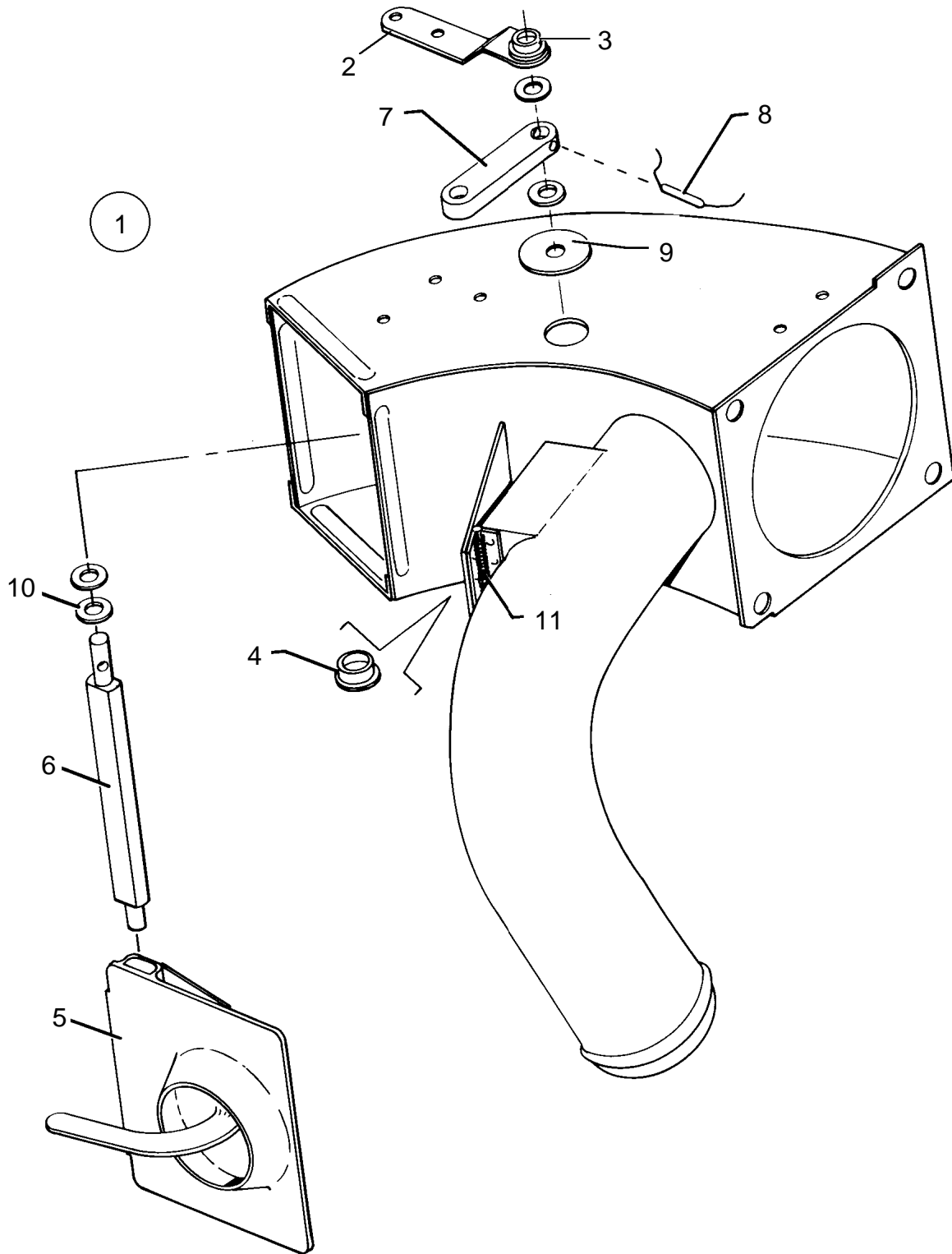


Figure 73. Cabin Temperature Control Valve Assembly (PA-46-310P)

Reissued: June 26, 1998

**PIPER AIRCRAFT
PA-46-310P/350P MALIBU
AIRPLANE PARTS CATALOG**

CODE EXPLANATIONS FOR FIGURE 73

A - PA-46-310P only.

**PIPER AIRCRAFT
PA-46-310P/350P MALIBU
AIRPLANE PARTS CATALOG**

Figure and Index Number	Part Number	Code	Nomenclature	No. Req.	Serial Numbers Affected
<u>73-1</u>	<u>83800-02</u>	A	VALVE ASSEMBLY - Cabin temperature control	1	
<u>-2</u>	<u>83798-02</u>		* RETAINER ASSEMBLY - Valve	1	
<u>-3</u>	<u>83929-19</u>		* * BEARING	1	
<u>-4</u>	<u>83929-17</u>		* BEARING	1	
<u>-5</u>	<u>83854-02</u>		* FLAPPER ASSEMBLY - Valve	1	
<u>-6</u>	<u>83856-02</u>		* SHAFT	1	
<u>-7</u>	<u>83857-02</u>		* LEVER	1	
<u>-8</u>	<u>480 706</u>		* PIN - Roll	1	
<u>-9</u>	<u>407 801</u>		* WASHER - (AN970-4)	1	
<u>-10</u>	<u>407 683</u>		* WASHER - (AN960-C416L)	4	
<u>-11</u>	<u>485 204</u>		SPRING - (83909-02)	1	

When ordering, always specify Part Number, Description, and Serial Number of Aircraft

Reissued: June 26, 1998

**PIPER AIRCRAFT
PA-46-310P/350P MALIBU
AIRPLANE PARTS CATALOG**

THIS PAGE INTENTIONALLY LEFT BLANK

PIPER AIRCRAFT
PA-46-310P/350P MALIBU
AIRPLANE PARTS CATALOG

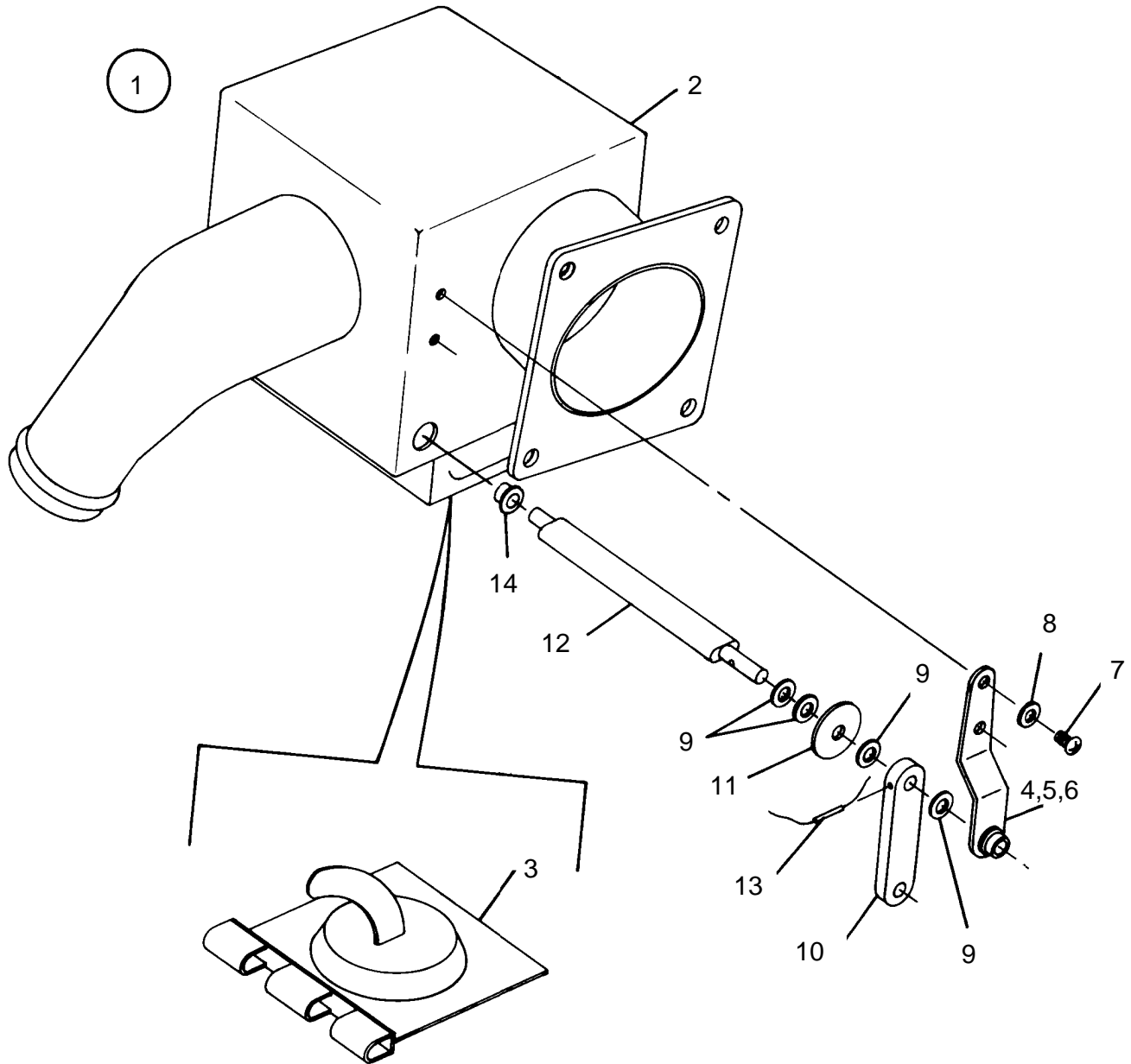


Figure 73A. Air Modulation Valve Assembly (PA-46-350P)

Reissued: June 26, 1998

**PIPER AIRCRAFT
PA-46-310P/350P MALIBU
AIRPLANE PARTS CATALOG**

CODE EXPLANATIONS FOR FIGURE 73A

A - PA-46-350P only.

**PIPER AIRCRAFT
PA-46-310P/350P MALIBU
AIRPLANE PARTS CATALOG**

Figure and Index Number	Part Number	Code	Nomenclature	No. Req.	Serial Numbers Affected
73A-1	89653-02	A	VALVE ASSEMBLY - Modulation	1	
-2	89673-02		* AIR SELECTOR BOX ASSEMBLY	1	
	104076-02		** BOX	1	
	83784-19		** DOOR	1	
	83784-14		** HINGE	1	
	83929-18		** FLANGE BEARING	1	
	485 204		** SPRING - (83909-02)	1	
-3	89655-02		* FLAPPER ASSEMBLY	1	
	89654-07		** FLAPPER	1	
	83854-06		** PLUG	1	
-4	83798-02		* RETAINER ASSEMBLY	1	
-5	83798-03		** RETAINER	1	
-6	83929-19		** BEARING	1	
-7	411 532		* SCREW - (MS35207-263)	2	
-8	407 674		* WASHER - (AN960-C10)	2	
-9	407 683		* WASHER - (AN960-C416L)	4	
-10	83857-02		* LEVER	1	
-11	407 801		* WASHER - (AN970-4)	1	
-12	89654-06		* SHAFT	1	
-13	480 706		* ROLL PIN	1	
-14	83929-17		* BEARING	1	

When ordering, always specify Part Number, Description, and Serial Number of Aircraft

Reissued: September 10, 2006

**PIPER AIRCRAFT
PA-46-310P/350P MALIBU
AIRPLANE PARTS CATALOG**

THIS PAGE INTENTIONALLY LEFT BLANK

PIPER AIRCRAFT
PA-46-310P/350P MALIBU
AIRPLANE PARTS CATALOG

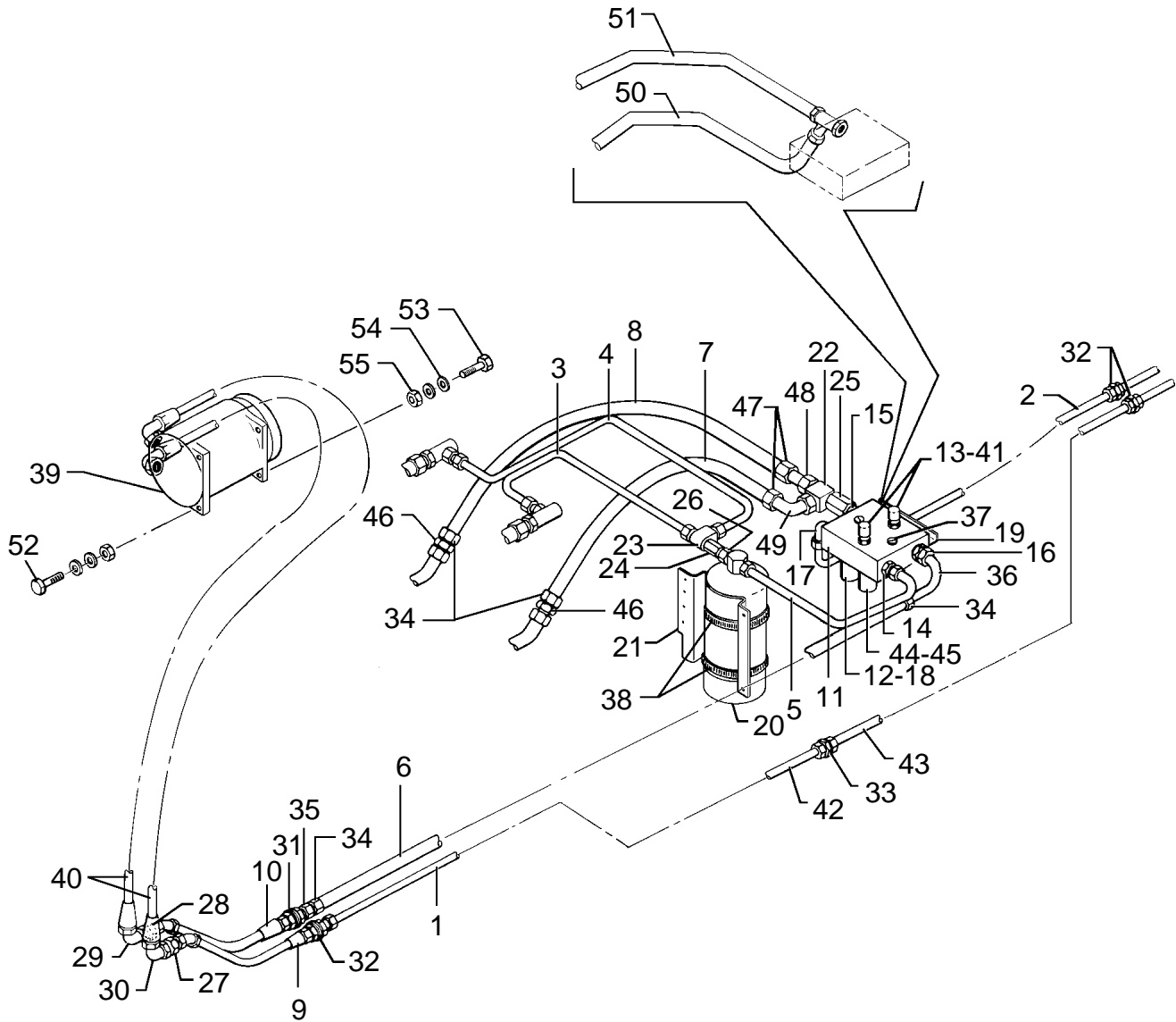


Figure 74. Air Conditioning Compressor and Freon Lines Installation

Reissued: June 26, 1998

**PIPER AIRCRAFT
PA-46-310P/350P MALIBU
AIRPLANE PARTS CATALOG**

CODE EXPLANATIONS FOR FIGURE 74

- A - Used on PA-46-310P serial numbers 46-8408001 thru 46-8508109.
- B - Used on PA-46-310P serial numbers 46-8608001 thru 46-8608067 and 4608001 and up.
- C - Used on PA-46-350P serial numbers 4622001 and up.
- D - Used on PA-46-310P serial numbers 46-8408001 thru 46-8408005.
- E - Used on PA-46-310P serial numbers 46-8408006 thru 46-8608067 and 4608001 and up.
- F - On aircraft with serial numbers 46-8408033 thru 46-8408053 incl., a 12 volt freon compressor (Sankyo SD5078353) and 5 ohm 175 watt resistor (Ohmite 0700A) were originally installed. When ordering a new freon compressor for the above listed aircraft, (P/N 557 390) (24 volt) will be supplied as a replacement. Refer to maintenance manual when installing new 24 volt freon compressor.
- G - See the latest revision of Service Bulletin 1000.

**PIPER AIRCRAFT
PA-46-310P/350P MALIBU
AIRPLANE PARTS CATALOG**

Figure and Index Number	Part Number	Code	Nomenclature	No. Req.	Serial Numbers Affected
74-	102536	C	DRAWING - Freon Lines Installation		
	83919		DRAWING - Freon Lines Installation		
	83917		DRAWING - Freon Compressor Installation		
	83870	B	DRAWING - Air Conditioner Installation		
-1	83919-19		TUBE ASSEMBLY - Freon discharge, Sta. 100 to Sta. 143	1	
-2	83919-18		TUBE ASSEMBLY - Freon discharge, manifold to Sta. 274	1	
-3	83919-17		TUBE ASSEMBLY - Freon	1	
-4	83919-16		TUBE ASSEMBLY - Freon	1	
-5	83919-15		TUBE ASSEMBLY - Freon, manifold to dehydrator	1	
-6	566 279		HOSE ASSY - Freon suction, sta. 100 to sta. 120 (84266-09)	1	
	566 282	B,C	HOSE ASSY - Freon suction, sta. 120 to manifold (84266-10)	1	
	566 337	A	HOSE ASSY - Freon suction, sta. 120 to manifold (84266-18) (for use with R-12 refrigerant)	1	
	485 196		O-RING	2	
-7	83939-02		TUBE ASSEMBLY - L.H. evaporator to manifold	1	
-8	83939-03		TUBE ASSEMBLY - R.H. evaporator to manifold	1	
-9	99592-35		HOSE ASSEMBLY - Freon discharge, Sta. 79 to Sta. 100	1	
-10	99592-27		HOSE ASSEMBLY - Freon suction, Sta. 79 to Sta. 100	1	
-10a	49990-36	C,G	HOSE - to prevent chafing of solenoid wires against 99592-27	1	
-11	83914-02		MANIFOLD - Air conditioning	1	
-12	688 368		SWITCH - Pressure, low	1	
-13	653 398		CAP - Valve	2	
-14	491 153		UNION	1	
-15	488 308		TEE	1	
-16	491 152		UNION	1	
-17	476 662		ELBOW	1	
-18	484 950		O-RING	1	
-19	83914-04		BRACKET - Manifold support	1	
-20	456 615		RECEIVER DEHYDRATOR	1	
-21	83914-06		BRACKET - Receiver dehydrator support	1	
-22	588 818	D	TEE	1	
-23	588 817		TEE	1	
-24	557 443		CONNECTOR	1	
-25	557 327	D	CONNECTOR	1	
-26	584 296		REDUCER - (100616-02)	1	
-26a	100616-03		FITTING	1	
-27	584 341		REDUCER	1	
-28	584 342		REDUCER	1	
-29	558 921		ELBOW - (AN833-10)	1	
	407 575		WASHER - (AN960-1416)	2	
	477 703		NUT - (AN924-10)	1	
-30	458 849		ELBOW - (AN833-8)	1	
	407 573		WASHER - (AN960-1216)	2	
	477 691		NUT - (AN924-8)	1	
-31	458 914		ELBOW - (AN837-8D)	1	
	580 875		PACKING	1	
	407 573		WASHER - (AN960-1216)	1	
	477 621		NUT - (AN924-8D)	1	
-32	491 062		UNION - (AN832-6D)	3	
	580 874		PACKING	3	
	407 700		WASHER - (AN960-D916)	3	
	477 620		NUT - (AN924-6D)	3	
-33	491 052		UNION	2	
-34	-----		Deleted		
-35	559 051		FITTING	3	
-36	559 046		ELBOW	1	

When ordering, always specify Part Number, Description, and Serial Number of Aircraft

Reissued: September 10, 2006

PIPER AIRCRAFT PA-46-310P/350P MALIBU AIRPLANE PARTS CATALOG

Figure and Index Number	Part Number	Code	Nomenclature	No. Req.	Serial Numbers Affected
-37	415 541		SCREW - (MS35206-251)	2	
	407 563		WASHER - (AN960-8)	2	
-38	554 926		CLAMP	2	
-39	557 390	F	FREON COMPRESSOR - (24 volt)	1	
	687 702		CLUTCH ASSEMBLY	1	
	599 249		KIT - Compressor clutch	1	
74-40	566 099		HOSE ASSEMBLY - Freon, discharge (99592-29)	1	
	566 100		HOSE ASSEMBLY - Freon, suction (99592-30)	1	
	566 201	C	HOSE ASSEMBLY - Freon, discharge (99592-36)	1	
	566 193	C	HOSE ASSEMBLY - Freon, suction (99592-34)	1	
-41	592 620		VALVE - Access, manifold	2	
-42	83919-20	A	TUBE ASSEMBLY - Freon discharge Sta. 143.00 - Sta. 186.25	1	
	83919-26	B,C	TUBE ASSEMBLY - Freon discharge Sta. 143.00 - Sta. 186.25	1	
-43	83919-22		TUBE ASSEMBLY - Freon discharge Sta. 186.25 - Sta. 273.50	1	
-44	688 367		SWITCH - Pressure, high	1	
-45	484 950		O-RING	1	
-46	491 053	D	UNION	1	
	491 172	C,E	UNION	2	
-47	686 804	D	SOCKET	1	
-48	587 699	D	ELBOW	2	
-49	-----		Deleted		
-50	83939-02		TUBE ASSEMBLY - Freon, left evaporator to manifold	1	
-51	83939-03		TUBE ASSEMBLY - Freon, right evaporator to manifold	1	
-52	401 394		BOLT - Compressor mounting, forward (AN6-13A)	2	
-53	401 398		BOLT - Compressor mounting, aft (AN6-17A)	2	
-54	407 567		WASHER - Compressor mounting (AN960-616)	8	
	84044-10		SHIM - (.005)	AR	46-8408001 thru 46-8608067
	84044-11		SHIM - (.010)	AR	4608001 thru 4608074
-55	404 838		NUT - Self-locking, compressor mounting (MS20364-624C)	4	

When ordering, always specify Part Number, Description, and Serial Number of Aircraft

PIPER AIRCRAFT
PA-46-310P/350P MALIBU
AIRPLANE PARTS CATALOG

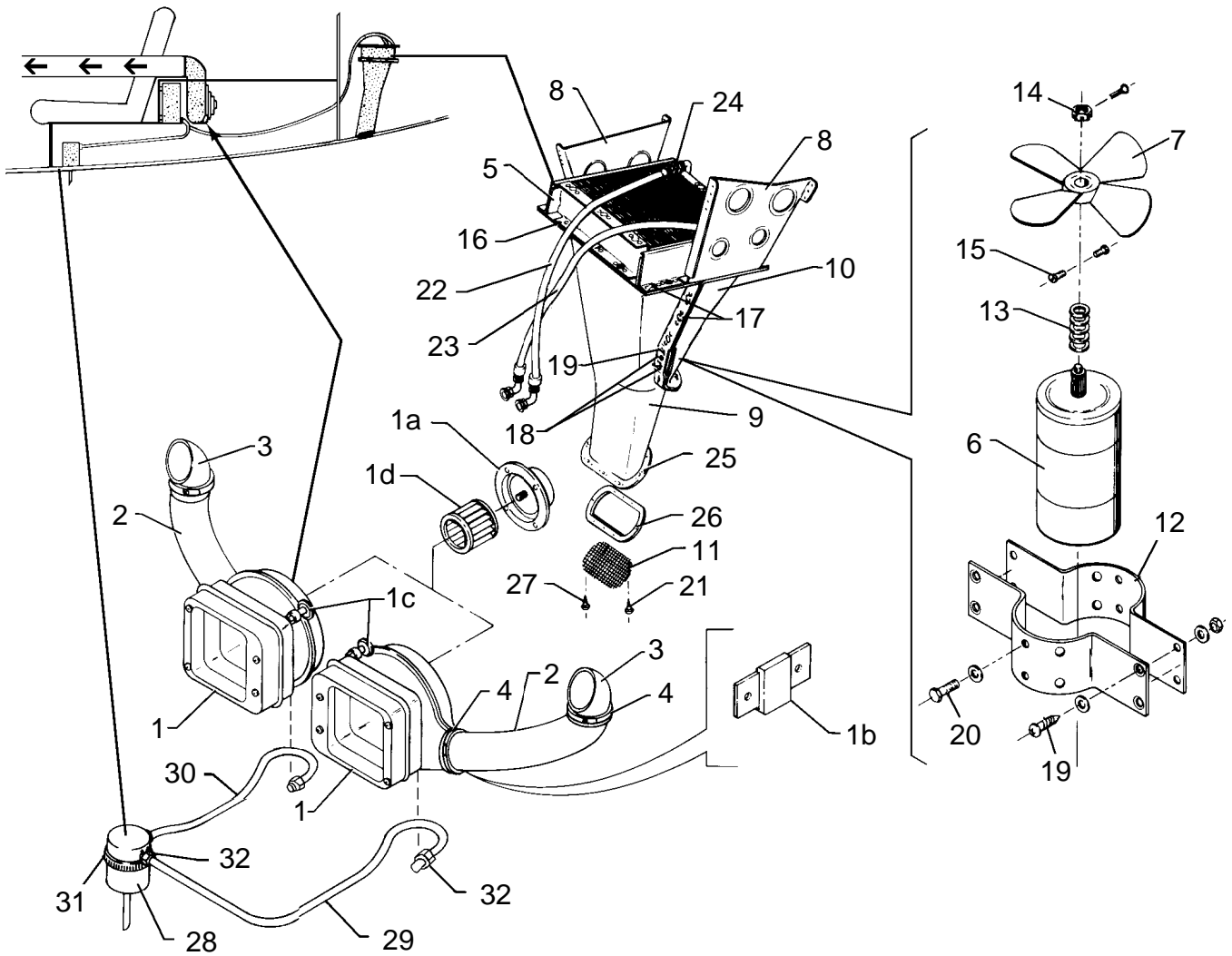


Figure 75. Air Conditioning Evaporator and Condenser Installation

Reissued: June 26, 1998

**PIPER AIRCRAFT
PA-46-310P/350P MALIBU
AIRPLANE PARTS CATALOG**

CODE EXPLANATIONS FOR FIGURE 75

- A - Used on PA-46-310P only.
- B - Used on PA-46-350P only.
- C - Five washers are required if 84569-02 blower motor assembly is installed.
Two washers are required if 84569-03 blower motor assembly is installed.

PIPER AIRCRAFT

PA-46-310P/350P MALIBU

AIRPLANE PARTS CATALOG

Figure and Index Number	Part Number	Code	Nomenclature	No. Req.	Serial Numbers Affected
75-	83912		DRAWING - Air Conditioning Evaporator Installation		
	83955		DRAWING - Air Conditioning Condenser Installation		
-1	459 466		EVAPORATOR ASSEMBLY - Air conditioning, left	1	
	459 467		EVAPORATOR ASSEMBLY - Air conditioning, right	1	
-1a	761 815		* MOTOR ASSEMBLY	2	
-1b	762 670		* RESISTOR ASSEMBLY - right	1	
	762 671		* RESISTOR ASSEMBLY - left	1	
-1c	765 210		* VALVE - Expansion (Auto)	2	
-1d	754 898		* FAN - right	1	
	754 899		* FAN - left	1	
-1e	407 043		WASHER - Right or left evaporator mounting (f.s. 233.87)	4	
-1f	404 243		NUT - Right or left evaporator mounting (f.s 233.87)	4	
-2	83910-02	A	DUCT ASSEMBLY - Air conditioning, lower	2	
	63633-158	B	HOSE	2	
-3	83911-02	A	DUCT ASSEMBLY - Air conditioning, transition, left	1	
	83911-03	A	DUCT ASSEMBLY - Air conditioning, transition, right	1	
	63633-158	B	HOSE - Left and right	2	
-4	554 649		CLAMP	4	
-5	83956-02		CONDENSER ASSEMBLY - Air conditioning	1	
-6	84569-02	C	BLOWER MOTOR ASSEMBLY - Air conditioning	1	
	84569-03	C	BLOWER MOTOR ASSEMBLY - Air conditioning	1	
-7	453 019		BLADE - Fan (1250170)	1	
-8	83959-02		INTERCOSTAL - Condenser support, left	1	
	83959-04		INTERCOSTAL - Condenser support, right	1	
-9	83953-02		DUCT ASSEMBLY - Condenser	1	
-10	83953-03		COVER ASSEMBLY - Condenser	1	
-11	83955-05		SCREEN - Condenser duct assembly	2	
-12	83954-03		BRACKET - Condenser blower motor, forward	1	
	83954-02		BRACKET - Condenser blower motor, aft	1	
-13	407 567	D	WASHER - (AN960-616)	AR	
-14	404 395		NUT - (AN320-6)	1	
	424 059		COTTER PIN	1	
-15	411 247		SCREW - Set (MS51964-124)	2	
-16	400 438		BOLT - (AN3-4A)	9	
	407 564		WASHER - (AN960-10)	9	
-17	401 266		BOLT - (AN3-5A)	19	
	407 564		WASHER - (AN960-10)	19	
-18	400 440		BOLT - (AN3-6A)	6	
	407 564		WASHER - (AN960-10)	6	
-19	410 255		SCREW - (MS24694-S99)	4	
	407 565		WASHER - (AN960-416)	8	
	404 888		NUT - (MS20365-428C)	4	
-20	401 301		BOLT - (AN4H3A)	6	
	587 188		SPACER - (NAS43HT4-16)	6	
-21	414 518		SCREW	8	
-22	99592-31		HOSE ASSEMBLY - Freon manifold (40.75L.)	1	
-23	99592-32		HOSE ASSEMBLY - Compressor (35.38L.)	1	
-24	491 052		UNION	2	
-25	83955-03		DOUBLER - Screen	1	
-26	83955-04		DOUBLER - Screen	1	
-27	414 506		SCREW - (MS24693-S26)	8	
	407 562		WASHER - (AN960-6)	8	
	404 829		NUT - (MS20364-632C)	8	
-28	83918-02		VALVE ASSEMBLY - Evaporator drain	1	
-29	83912-08		HOSE - Evaporator drain, left evaporator to tee	1	
-30	83912-09		HOSE - Evaporator drain, right evaporator to tee	1	
-31	554 945		CLAMP	1	

When ordering, always specify Part Number, Description, and Serial Number of Aircraft

Reissued: September 10, 2006

**PIPER AIRCRAFT
PA-46-310P/350P
AIRPLANE PARTS CATALOG**

Figure and Index Number	Part Number	Code	Nomenclature	No. Req.	Serial Numbers Affected
75-32	454 832		CLAMP	4	
-33	690 620		WASHER - Use where evaporator drain pipe meets fuselage	1	
-34	486 395		SEAL - Evaporator side of evaporator-to-compressor hose union	1	

When ordering, always specify Part Number, Description, and Serial Number of Aircraft

Revised: September 10, 2006

**PIPER AIRCRAFT
PA-46-310P/350P MALIBU
AIRPLANE PARTS CATALOG**

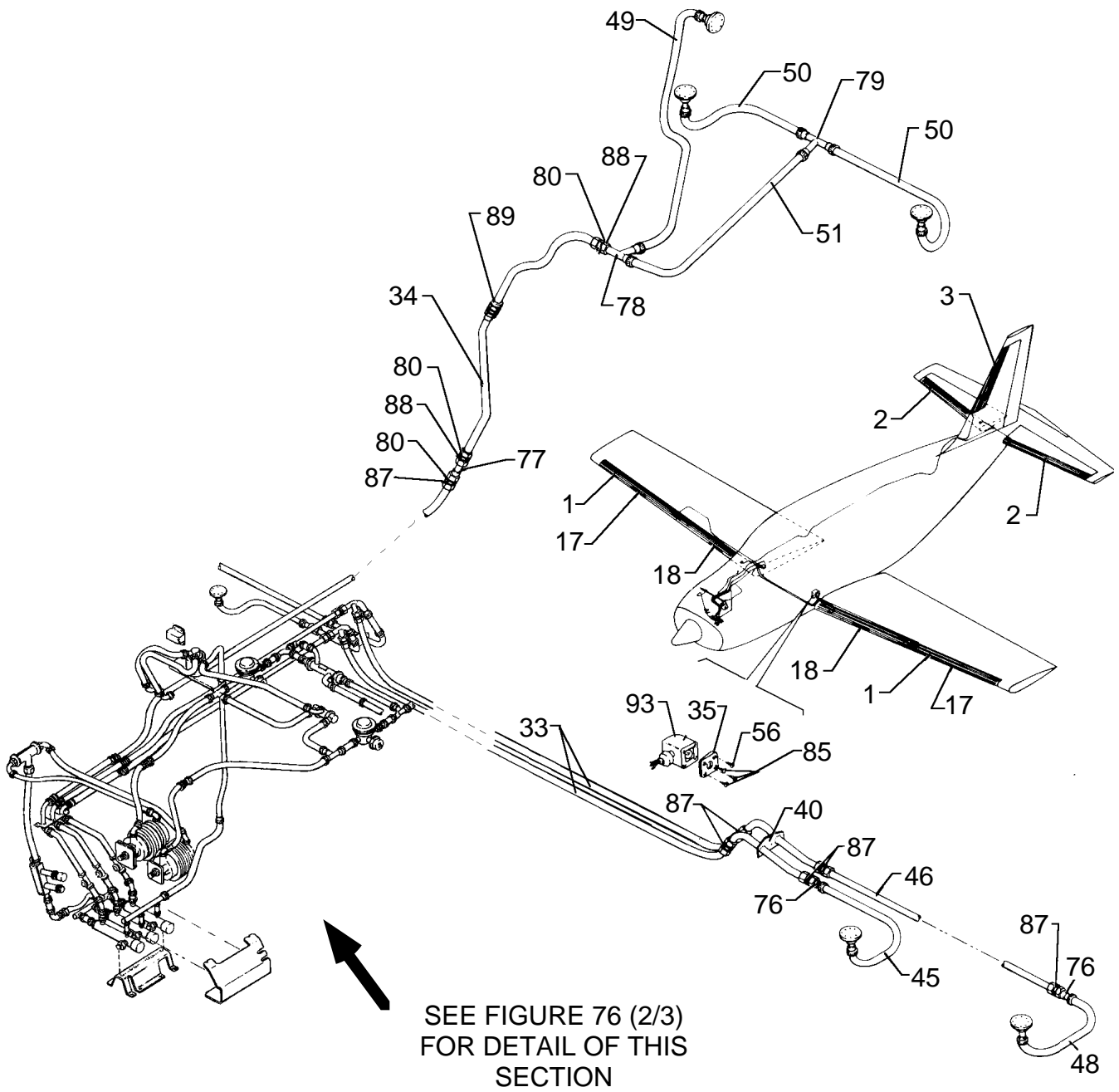


Figure 76. Pneumatic Deicing System Installation (PA-46-310P)
(Sheet 1 of 3)

Reissued: June 26, 1998

**PIPER AIRCRAFT
PA-46-310P/350P MALIBU
AIRPLANE PARTS CATALOG**

THIS PAGE INTENTIONALLY LEFT BLANK

**PIPER AIRCRAFT
PA-46-310P/350P MALIBU
AIRPLANE PARTS CATALOG**

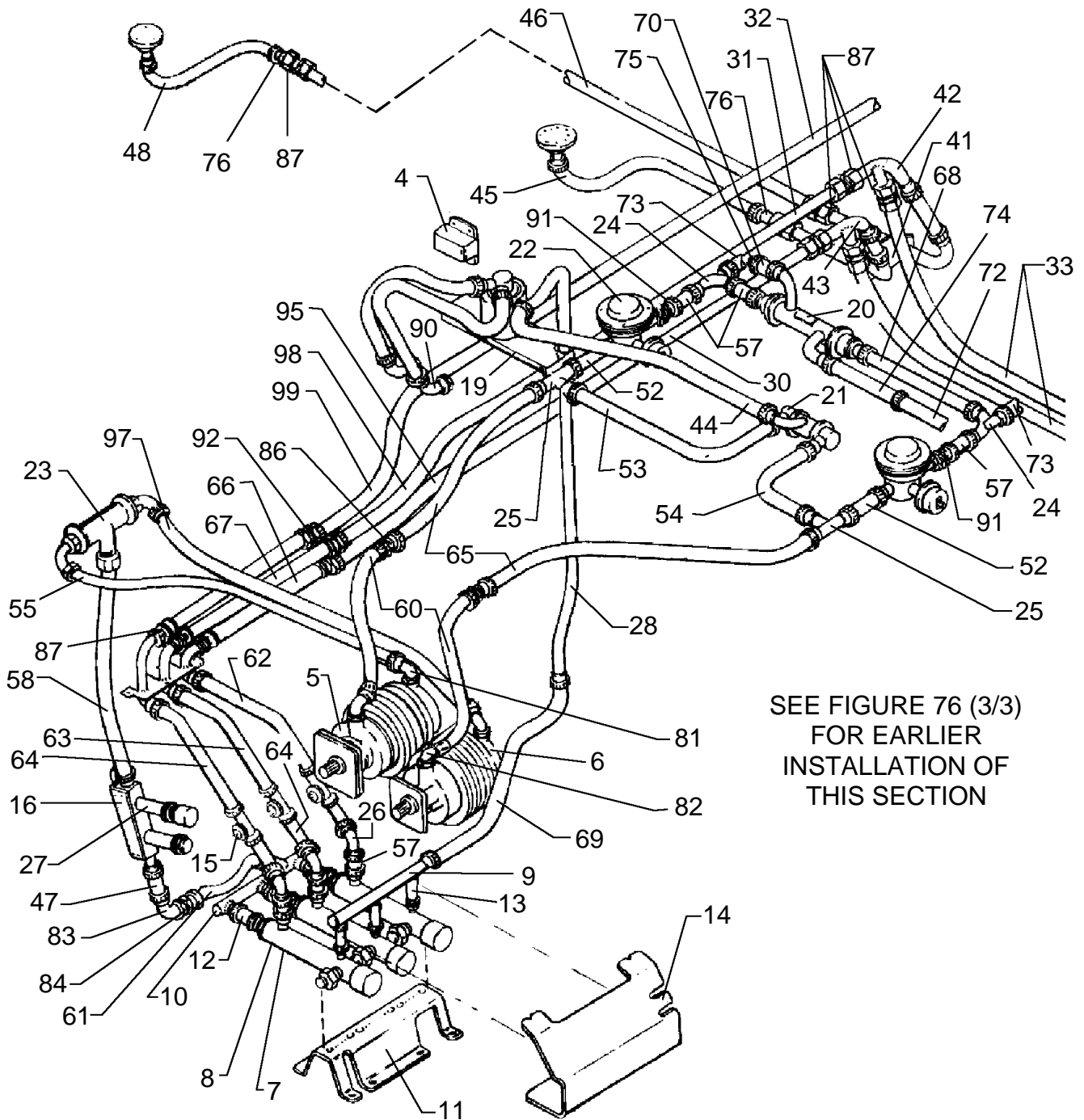
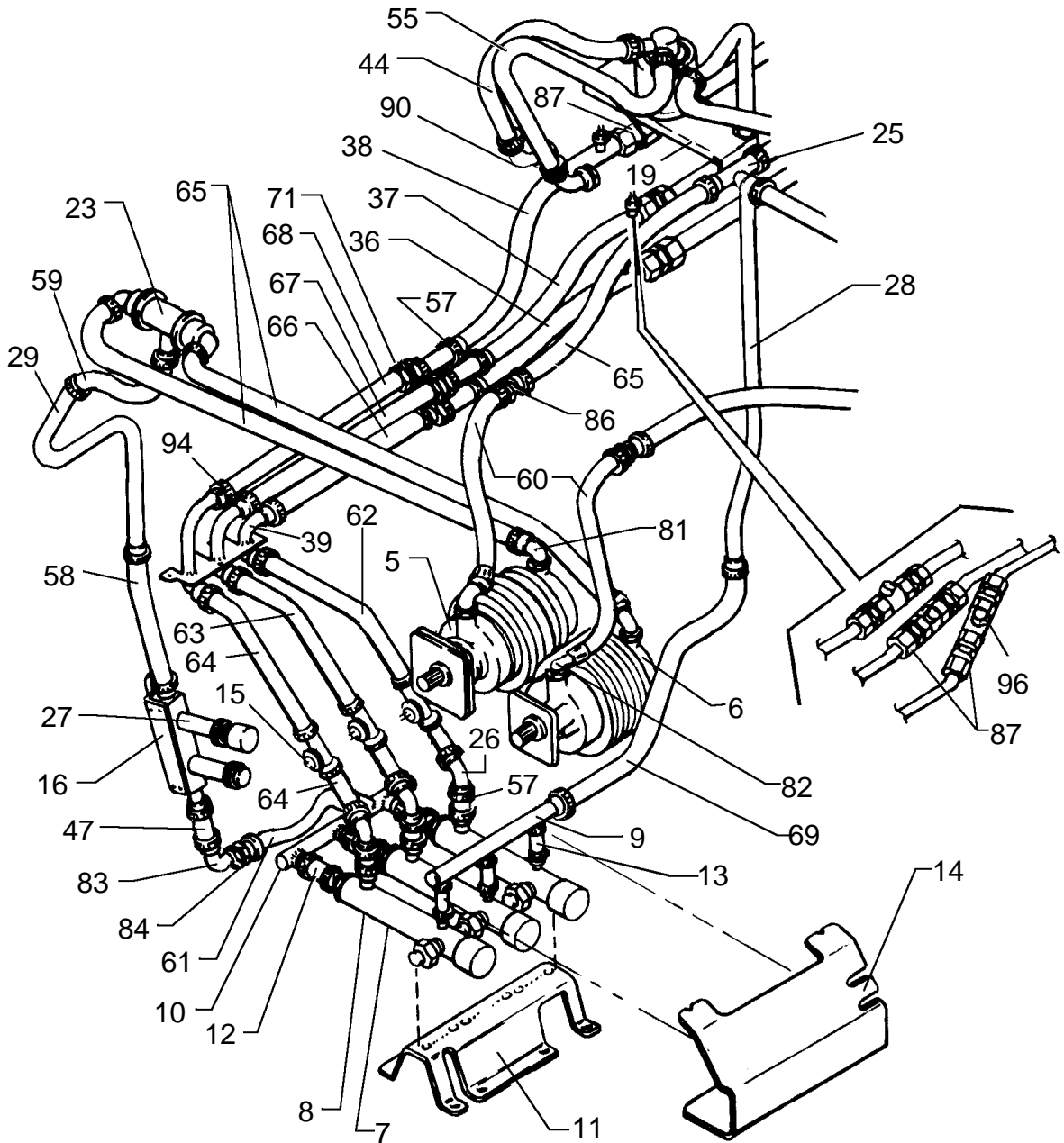


Figure 76. Pneumatic Deicing System Installation (PA-46-310P)
(Sheet 2 of 3)

**PIPER AIRCRAFT
PA-46-310P/350P MALIBU
AIRPLANE PARTS CATALOG**

THIS PAGE INTENTIONALLY LEFT BLANK

**PIPER AIRCRAFT
PA-46-310P/350P MALIBU
AIRPLANE PARTS CATALOG**



**PRIOR TO INSTALLATION OF
KIT 765-159V AND OTHER MODIFICATIONS
(SEE CODE EXPLANATIONS AND EFFECTIVITY)**

Figure 76. Pneumatic Deicing System Installation (PA-46-310P)
(Sheet 3 of 3)

Reissued: June 26, 1998

**PIPER AIRCRAFT
PA-46-310P/350P MALIBU
AIRPLANE PARTS CATALOG**

CODE EXPLANATIONS FOR FIGURE 76

- A - Part of Kit 765 159 which is required for S/N 46-8408001 thru 46-8508018. Factory installed in newer models.
- B - Deleted when Kit 765 159 is installed.
- C - Used when pressure switches are relocated (Kit 765 119).
- D - Can be used on PA-46-310P only if wing leading edge mounted radar is not installed or if radar pod kit 766 242 is installed.

PIPER AIRCRAFT
PA-46-310P/350P MALIBU
AIRPLANE PARTS CATALOG

Figure and Index Number	Part Number	Code	Nomenclature	No. Req.	Serial Numbers Affected
<u>76-</u>	<u>83942</u> <u>83978</u>		DRAWING - Pneumatic Deicing System Installation DRAWING - Ice Light Installation		
<u>-1</u>	<u>758 641</u>		DEICER - Wing, left	1	46-8408063 thru 46-8608067 and 4608001 and up
	<u>758 642</u>		DEICER - Wing, right	1	46-8408063 thru 46-8608067 and 4608001 and up
	<u>758 689</u>	<u>D</u>	DEICER - Wing, right	1	
<u>-2</u>	<u>758 638</u>		DEICER - Horizontal stabilizer, left	1	
	<u>758 639</u>		DEICER - Horizontal stabilizer, right	1	
<u>-3</u>	<u>754 670</u>		DEICER - Vertical fin	1	46-8408001 thru 46-8408062
	<u>758 640</u>		DEICER - Vertical fin	1	46-8408063 thru 46-8608067 and 4608001 and up
<u>-4</u>	<u>84532-02</u>		TIMER ASSEMBLY - Pneumatic deicing	1	
<u>-5</u>	<u>84546-03</u>		PUMP ASSEMBLY - Clutch dry air	1	
<u>-6</u>	<u>481 778</u>		PUMP - Dry air	1	
<u>-7</u>	<u>83943-02</u>		VALVE ASSEMBLY - Deice	1	
<u>-8</u>	<u>84523-03</u>		*VALVE ASSEMBLY - Deice	3	
<u>-9</u>	<u>83945-02</u>		*MANIFOLD ASSEMBLY - Deicing	1	
<u>-10</u>	<u>83946-02</u>		*MANIFOLD ASSEMBLY - Deicing	1	
<u>-11</u>	<u>83944-02</u>		*BRACKET ASSEMBLY - Valve mounting deice	1	
<u>-12</u>	<u>84013-47</u>		*HOSE - (2.50 L.)	3	
<u>-13</u>	<u>84013-48</u>		*HOSE - (.25 I.D.)	3	
<u>-14</u>	<u>83937-03</u>		*DEFLECTOR ASSEMBLY - Manifold deice	1	
<u>-15</u>	<u>83949-09</u>		TUBE ASSEMBLY	3	
	<u>84524-02</u>		SWITCH ASSEMBLY - Pressure	3	
<u>-16</u>	<u>83947-02</u>		BRACKET - Pressure control valve	1	
<u>-17</u>	<u>83942-27</u>		STRIP - Stall	2	
<u>-18</u>	<u>83942-23</u>		STRIP - Stall	2	
<u>-19</u>	<u>83993-02</u>		SUPPORT - Filter	1	
<u>-20</u>	<u>474 128</u>		VACUUM MANIFOLD AND CHECK VALVE ASSEMBLY	1	
<u>-21</u>	<u>492 364</u>		VACUUM MANIFOLD AND CHECK VALVE ASSEMBLY	1	
<u>-22</u>	<u>584 286</u>		VACUUM REGULATOR	1	
<u>-23</u>	<u>474 142</u>		MANIFOLD	1	
<u>-24</u>	<u>83996-02</u>		ELBOW ASSEMBLY - Deice	2	
<u>-25</u>	<u>83987-02</u>		TEE ASSEMBLY - Deice	2	
<u>-26</u>	<u>83968-02</u>		ELBOW - 90 degrees, deice	3	
<u>-27</u>	<u>84523-05</u>		VALVE ASSEMBLY - Pressure control	1	
<u>-28</u>	<u>83744-79</u>		TUBE - Deice	1	
<u>-29</u>	<u>83744-96</u>	<u>B</u>	TUBE - Deice	1	
<u>-30</u>	<u>83942-03</u>		TUBE - Deice (18.00 L.)	1	46-8408001 thru 46-8408087
	<u>83942-29</u>		TUBE - Deice (24.50 L.)	1	46-8508001 thru 46-8608067 and 4608001 and up
<u>-31</u>	<u>83942-04</u>		TUBE - Deice (20.00 L.)	1	46-8408001 thru 46-8408087
	<u>83942-30</u>		TUBE - Deice (26.50 L.)	1	46-8508001 thru 46-8608067 and 4608001 and up
<u>-32</u>	<u>83942-05</u>		TUBE - Deice (156.00 L.)	1	46-8408001 thru 46-8408087
	<u>83942-31</u>		TUBE - Deice (163.25 L.)	1	46-8508001 thru 46-8608067 and 4608001 and up
<u>-33</u>	<u>83942-06</u>		TUBE - Deice	2	
<u>-34</u>	<u>83942-12</u>		TUBE - Deice	1	
<u>-35</u>	<u>83979-02</u>		SHIM - Ice light	1	
<u>-36</u>	<u>83949-02</u>		TUBE ASSEMBLY - Deice	1	46-8408001 thru 46-8408087
<u>-37</u>	<u>83949-03</u>		TUBE ASSEMBLY - Deice	1	46-8408001 thru 46-8408087
<u>-38</u>	<u>83949-04</u>		TUBE ASSEMBLY - Deice	1	46-8408001 thru 46-8408087

When ordering, always specify Part Number, Description, and Serial Number of Aircraft

Reissued: June 26, 1998

**PIPER AIRCRAFT
PA-46-310P/350P MALIBU
AIRPLANE PARTS CATALOG**

Figure and Index Number	Part Number	Code	Nomenclature	No. Req.	Serial Numbers Affected
<u>76-39</u>	<u>83950-02</u>		TUBE ASSEMBLY - Deice	1	46-8408001 thru 46-8408087
	<u>83950-07</u>		TUBE ASSEMBLY - Deice	1	46-8508001 thru 46-8608067 and 4608001 and up
<u>-40</u>	<u>83962-02</u>		TUBE ASSEMBLY - Deice	1	
<u>-41</u>	<u>83964-02</u>		TUBE ASSEMBLY - Deice, right	1	
<u>-42</u>	<u>83972-02</u>		TUBE ASSEMBLY - Deice	1	
<u>-43</u>	<u>83974-02</u>		TUBE ASSEMBLY - Deice	1	
<u>-44</u>	<u>83942-17</u>		HOSE - Deice	1	
<u>-45</u>	<u>83942-10</u>		HOSE - Deice	2	
<u>-46</u>	<u>83942-10</u>		HOSE - Deice	2	
<u>-47</u>	<u>84013-73</u>		HOSE - Deice	1	
<u>-48</u>	<u>83942-11</u>		HOSE - Deice, left and right (12.00 L.)	2	46-8408001 thru 46-8408062
<u>-49</u>	<u>83942-14</u>		HOSE - Deice	1	
<u>-50</u>	<u>83942-15</u>		HOSE - Deice, left	1	
	<u>83942-17</u>		HOSE - Deice, right	2	
<u>-51</u>	<u>83942-16</u>		HOSE - Deice	1	
<u>-52</u>	<u>83942-18</u>		HOSE - Deice	2	
<u>-53</u>	<u>83942-19</u>		HOSE - Deice	1	
<u>-54</u>	<u>83942-20</u>		HOSE - Deice	1	
<u>-55</u>	<u>84013-79</u>	A	HOSE - Deice	1	
<u>-56</u>	<u>414 506</u>		SCREW - (MS24693-S26)	3	
<u>-57</u>	<u>84013-47</u>		HOSE - Deice (2.50 L.)	6	
<u>-58</u>	<u>84013-78</u>	A	HOSE - Deice	1	
<u>-59</u>	<u>84013-52</u>	B	HOSE - Deice (9.00 L.)	1	
<u>-60</u>	<u>84013-79</u>		HOSE - Deice, dry air pump to pressure bulkhead	2	
<u>-61</u>	<u>84013-54</u>		HOSE - Deice	1	
<u>-62</u>	<u>84013-55</u>		HOSE - Deice	1	
<u>-63</u>	<u>84013-54</u>		HOSE - Deice	1	
<u>-64</u>	<u>84013-59</u>		HOSE - Deice	4	
<u>-65</u>	<u>84013-58</u>		HOSE - Deice	2	
<u>-66</u>	<u>84013-59</u>		HOSE - Deice (6.50 L.)	4	46-8408001 thru 46-840808
	<u>84013-74</u>		HOSE - Deice (9.70 L.)	1	46-8508001 thru 46-8608067 and 4608001 and up
<u>-67</u>	<u>84013-60</u>		HOSE - Deice (7.00 L.)	1	46-8408001 thru 46-8408087
	<u>84013-75</u>		HOSE - Deice (10.75 L.)	1	46-8508001 thru 46-8608067 and 4608001 and up
<u>-68</u>	<u>84013-61</u>		HOSE - Deice (8.00 L.)	2	46-8408001 thru 46-8408087
	<u>84013-76</u>		HOSE - Deice (12.75 L.)	2	46-8508001 thru 46-8608067 and 4608001 and up
<u>-69</u>	<u>84013-62</u>		HOSE - Deice	1	
<u>-70</u>	<u>84013-64</u>		HOSE - Deice	1	
<u>-71</u>	<u>460 807</u>		FITTING - Bulkhead	3	46-8408001 thru 46-8408087
	<u>407 595</u>		WASHER - (AN960-1416L)	3	46-8408001 thru 46-8408087
	<u>580 872</u>		PACKING	3	46-8408001 thru 468408087
<u>-72</u>	<u>84013-66</u>		HOSE - Tee to directional gyro	1	
<u>-73</u>	<u>84013-68</u>		HOSE - Elbow to vacuum gauge, left	1	
	<u>84013-67</u>		HOSE - Elbow to vacuum gauge, right	1	
<u>-74</u>	<u>84013-22</u>		HOSE - Deice	1	
<u>-75</u>	<u>83942-22</u>		PLUG	1	
<u>-76</u>	<u>83971-02</u>		REDUCER	4	
<u>-77</u>	<u>83971-03</u>		REDUCER	1	
<u>-78</u>	<u>83969-02</u>		TEE ASSEMBLY - Deice	1	
<u>-79</u>	<u>83970-02</u>		TEE ASSEMBLY - Deice	1	
<u>-80</u>	<u>467 509</u>		INSERT	3	
<u>-81</u>	<u>558 814</u>		ELBOW	2	
<u>-82</u>	<u>558 923</u>		ELBOW	2	
<u>-83</u>	<u>560 987</u>		FITTING	1	
<u>-84</u>	<u>407 575</u>		WASHER - (AN960-1416)	1	

When ordering, always specify Part Number, Description, and Serial Number of Aircraft

**PIPER AIRCRAFT
PA-46-310P/350P MALIBU
AIRPLANE PARTS CATALOG**

Figure and Index Number	Part Number	Code	Nomenclature	No. Req.	Serial Numbers Affected
<u>76-85</u>	<u>414 748</u>		SCREW - (MS24693-S28)	1	
<u>-86</u>	<u>460 807</u>		FITTING - Bulkhead	1	
	<u>407 575</u>		WASHER - (AN960-1416)	1	
<u>-87</u>	<u>491 159</u>		UNION	16	46-8408001 thru 46-8408087
	<u>491 159</u>		UNION	18	46-8508001 thru 46-8608067 and 4608001 and up
<u>-88</u>	<u>491 158</u>		UNION	2	
<u>-89</u>	<u>557 386</u>		CONNECTOR	1	
<u>-90</u>	<u>558 840</u>		ELBOW	2	
	<u>407 570</u>		WASHER - (AN960-916)	2	
	<u>477 620</u>		NUT - (AN924-6D)	2	
<u>-91</u>	<u>580 872</u>		PACKING	2	
	<u>407 595</u>		WASHER - (AN960-1416L)	2	
<u>-92</u>	<u>580 872</u>		PACKING	3	
	<u>557 555</u>		CONNECTOR - Hose	3	46-8508001 thru 46-8608067 and 4608001 and up
<u>-93</u>	<u>84579-02</u>		LIGHT ASSEMBLY - Wing ice (572 600)	1	
<u>-94</u>	<u>554 659</u>		CLAMP	3	46-8408001 thru 46-8408087
<u>-95</u>	<u>83942-29</u>		HOSE - Deice	1	
<u>-96</u>	<u>581 312</u>	<u>C</u>	PLUG	3	46-8408002 thru 8408056 and 8408058
<u>-97</u>	<u>84013-80</u>	<u>A</u>	HOSE - Deice	1	
<u>-98</u>	<u>83942-30</u>		HOSE - Deice	1	
<u>-99</u>	<u>83942-31</u>		HOSE - Deice	1	

When ordering, always specify Part Number, Description, and Serial Number of Aircraft

Reissued: June 26, 1998

**PIPER AIRCRAFT
PA-46-310P/350P MALIBU
AIRPLANE PARTS CATALOG**

THIS PAGE INTENTIONALLY LEFT BLANK

**PIPER AIRCRAFT
PA-46-310P/350P MALIBU
AIRPLANE PARTS CATALOG**

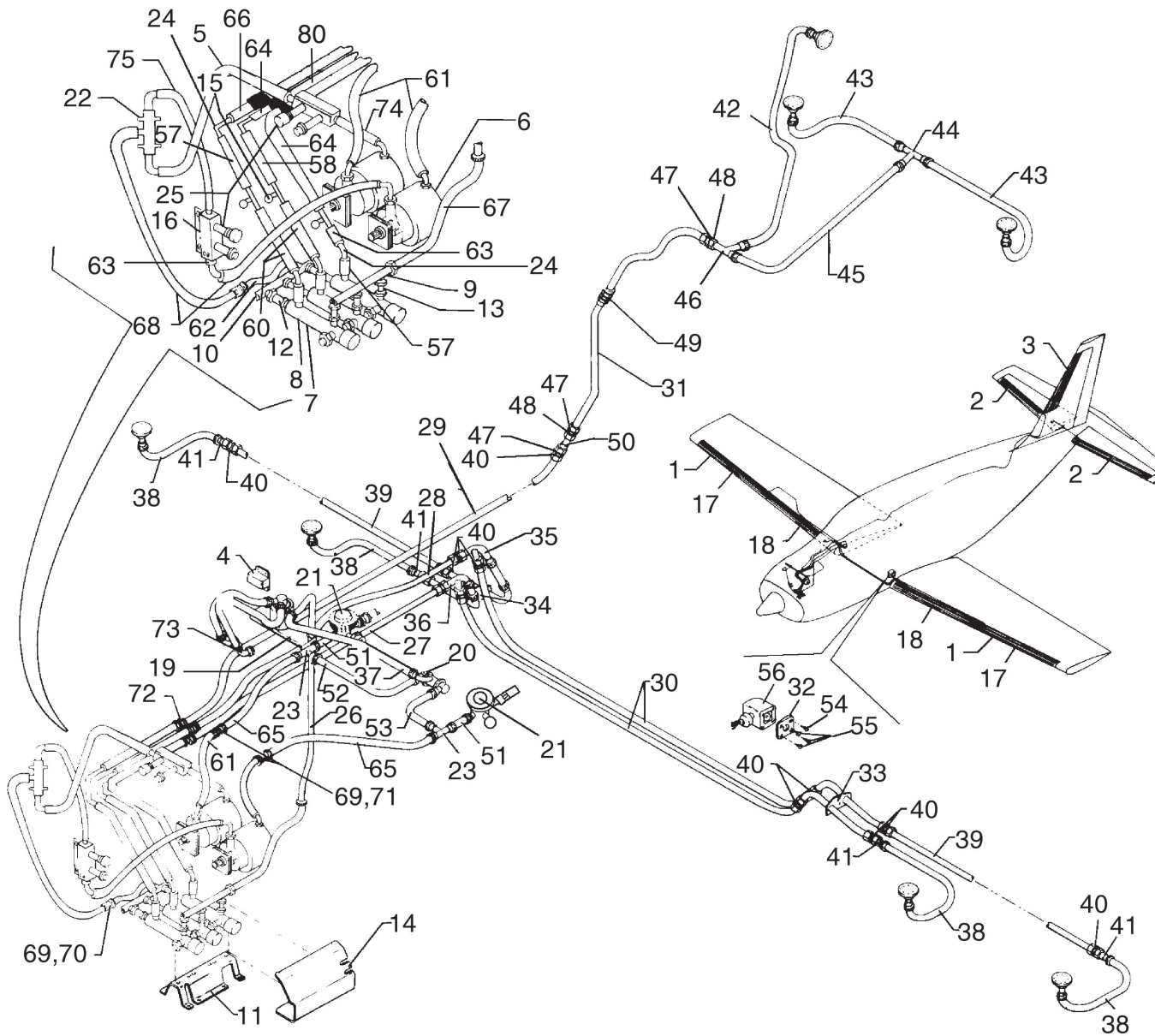


Figure 76A. Pneumatic Deicing System Installation (PA-46-350P)

**PIPER AIRCRAFT
PA-46-310P/350P MALIBU
AIRPLANE PARTS CATALOG**

CODE EXPLANATIONS FOR FIGURE 76A

A - Can be used on PA-46-350P only if wing leading edge mounted radar is not installed or if radar pod kit 766 242 is installed.

**PIPER AIRCRAFT
PA-46-310P/350P MALIBU
AIRPLANE PARTS CATALOG**

Figure and Index Number	Part Number	Code	Nomenclature	No. Req.	Serial Numbers Affected
76A-	89690		DRAWING - Pneumatic Deicing System Installation		
	83978		DRAWING - Ice Light Installation		
	89680		DRAWING - Vacuum System Installation		
-1	758 641		DEICER - Wing, left	1	
	758 642		DEICER - Wing, right	1	
	758 689	A	DEICER - Wing, right	1	
-2	758 638		DEICER - Horizontal stabilizer, left	1	
	758 639		DEICER - Horizontal stabilizer, right	1	
-3	758 640		DEICER - Vertical fin	1	
-4	84532-02		TIMER ASSEMBLY - Pneumatic deicing	1	
-5	84013-84		HOSE - Deice	1	
-6	481 778		PUMP - Dry air, lower, primary	1	
	481 811		PUMP - Dry air, upper, secondary	1	
-7	83943-02		VALVE ASSEMBLY - Deice	1	
-8	84523-03		* VALVE ASSEMBLY - Deice	3	
-9	83945-02		* MANIFOLD ASSEMBLY - Deice	1	
-10	83946-02		* MANIFOLD ASSEMBLY - Deice	1	
-11	83944-02		* BRACKET ASSEMBLY	1	
-12	84013-47		* HOSE	3	
-13	84013-48		* HOSE	3	
-13a	84013-67		* HOSE	1	
-14	83937-03		* DEFLECTOR	1	
-15	83949-09		TUBE ASSEMBLY	3	
	587 842		SWITCH - Pressure	3	
-16	83947-02		BRACKET - Pressure control valve	1	
-17	83942-27		STALL STRIP	2	
-18	83942-23		STALL STRIP	2	
-19	83993-02		SUPPORT - Filter	1	
-20	474 128		VACUUM MANIFOLD/CHECK VALVE ASSEMBLY	1	
-21	584 324		REGULATOR - Vacuum	2	
-22	474 142		MANIFOLD	1	
-23	83987-02		TEE ASSEMBLY	2	
-24	83968-02		ELBOW - 90°	5	
-25	84523-05		VALVE ASSEMBLY - Pressure control	2	
-26	83744-79		TUBE	1	
-27	83942-29		TUBE	1	
-28	83942-30		TUBE	1	
-29	83942-31		TUBE	1	
-30	83942-06		TUBE	2	
-31	83942-12		TUBE	1	
-32	83979-02		SHIM - Ice light	1	
-33	83962-02		TUBE ASSEMBLY	1	
-34	83964-02		TUBE ASSEMBLY	1	
-35	83972-02		TUBE ASSEMBLY	1	
-36	83974-02		TUBE ASSEMBLY	1	
-37	83942-17		HOSE	1	
-38	83942-11		HOSE	4	
-39	83942-10		HOSE	2	
-40	491 159		UNION	16	
-41	83971-02		REDUCER	4	
-42	83942-14		HOSE	1	
-43	83942-15		HOSE - LH	1	
	83942-17		HOSE - RH	1	
-44	83970-02		TEE ASSEMBLY	1	
-45	83942-16		HOSE	1	
-46	83969-02		TEE ASSEMBLY	1	

When ordering, always specify Part Number, Description, and Serial Number of Aircraft

Reissued: September 10, 2006

**PIPER AIRCRAFT
PA-46-310P/350P MALIBU
AIRPLANE PARTS CATALOG**

Figure and Index Number	Part Number	Code	Nomenclature	No. Req.	Serial Numbers Affected
76A-47	467 509		INSERT	3	
-48	491 158		UNION	2	
-49	557 386		CONNECTOR	1	
-50	83971-03		REDUCER ASSEMBLY	1	
-51	83942-18		HOSE	2	
-52	83942-19		HOSE	1	
-53	83942-20		HOSE	1	
-54	414 506		SCREW - (MS24693-S26)	3	
-55	414 748		SCREW - (MS24693-S28)	1	
-56	84579-02		LIGHT ASSEMBLY - Wing ice (572 600)	1	
	758 560		* BULB - Wing ice light	2	
-57	84013-47		HOSE	6	
-58	84013-99		HOSE	1	
-59	84013-76		HOSE	1	
-60	84013-59		HOSE	1	
-61	84013-20		HOSE	2	
-62	84013-54		HOSE	1	
-63	84013-73		HOSE	3	
-64	84013-61		HOSE	1	
-65	84013-58		HOSE	2	
-66	84013-76		HOSE	1	
-67	84013-62		HOSE	1	
-68	84013-80		HOSE	2	
	554 659		CLAMP	AR	
-69	460 807		FITTING - Bulkhead	3	
-70	407 575		WASHER - (AN960-1416)	1	
-71	407 595		WASHER - (AN960-1416L)	2	
-72	557 555		CONNECTOR	3	
-73	558 840		ELBOW	2	
	407 570		WASHER - (AN960-916)	2	
	477 620		NUT - (AN924-6D)	2	
-74	84013-82		HOSE	1	
-75	84013-112		HOSE	1	
-76	84013-85		HOSE	1	
-77	455 006		CLAMP - (MS21919WH16)	2	
-78	455 008		CLAMP - (MS21919H14)	2	
-79	653 468		CLAMP	14	
-80	84013-116		HOSE	1	
-81	554 552		CLAMP	1	

When ordering, always specify Part Number, Description, and Serial Number of Aircraft

**PIPER AIRCRAFT
PA-46-310P/350P MALIBU
AIRPLANE PARTS CATALOG**

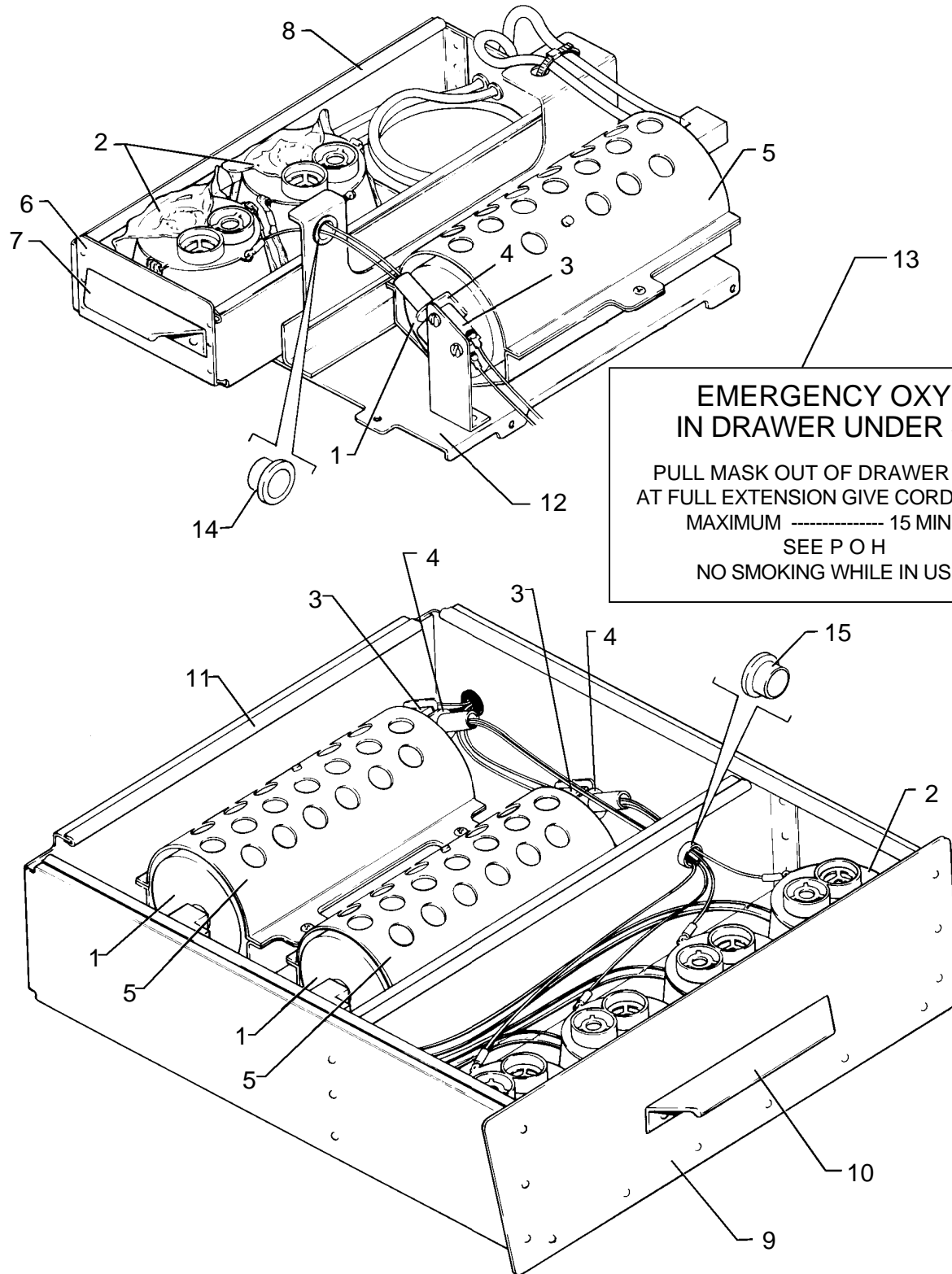


Figure 76B. Oxygen System Installation (PA-46-310P)

**PIPER AIRCRAFT
PA-46-310P/350P MALIBU
AIRPLANE PARTS CATALOG**

CODE EXPLANATIONS FOR FIGURE 76B

- A - See latest revision of Piper Service Letter 991.
- B - See latest revision of Piper Service Bulletin 919.

**PIPER AIRCRAFT
PA-46-310P/350P MALIBU
AIRPLANE PARTS CATALOG**


Figure and Index Number	Part Number	Code	Nomenclature	No. Req.	Serial Numbers Affected
76B-	83985 84989 89722	A	DRAWING - Oxygen System Installation DRAWING - Drawer Installation DRAWING - Crew-Option Oxygen System Installation		
-1	471 025		GENERATOR ASSEMBLY - Oxygen	3	
-2	474 144		MASK ASSEMBLY - Oxygen	6	
-3	688 294		SWITCH	3	
-4	451 834		ACTUATOR	3	
-5	85023-02		SHIELD - Heat, oxygen	3	
-6	85040-02		DRAWER ASSEMBLY - Forward seat	1	
-7	85040-05		* HANDLE - Drawer	1	
-8	187 537		* MOULDING - Drawer	AR	
-9	85026-02	B	DRAWER ASSEMBLY - Center seat	1	
-10	84988-06		* HANDLE - Drawer	1	
-11	187 537		* MOULDING - Drawer	AR	
-12	85041-02		SUPPORT ASSEMBLY - Oxygen, forward seat	1	
-13	656 041		DECAL - Emergency oxygen (83998-02)	2	
-14	453 838		BUSHING	1	
-15	453 859		BUSHING	1	
-16	479 406		OXYGEN BOTTLE - Crew, optional	1	
	87488-02		BRACKET ASSEMBLY - Oxygen bottle, crew	1	
	89724-02		STRAP - Oxygen bottle, crew	1	
-17	479 407		OXYGEN MASK - Crew, optional	2	
-18	452 090		BASE - Oxygen generator electrical connector	1	

When ordering, always specify Part Number, Description, and Serial Number of Aircraft

Reissued: September 10, 2006

**PIPER AIRCRAFT
PA-46-310P/350P MALIBU
AIRPLANE PARTS CATALOG**

**PAGES 2J16 THRU 2L24
INTENTIONALLY LEFT BLANK**



AIRPLANE PARTS CATALOG

MALIBU

PA-46-310P

**(S/N 46-8408001 thru 46-8608067 and 4608001 thru
4608140)**

MALIBU MIRAGE

PA-46-350P

(S/N 4622001 thru 4622200)

CARD 3 OF 3

PIPER AIRCRAFT CORPORATION

Published by
Technical Publications Group

Piper Aircraft Corporation
2926 Piper Drive
Vero Beach, Florida 32960
U.S.A.



Member of GAMA
General Aviation
Manufacturers Association

PIPER AIRCRAFT PA-46-310P/350P MALIBU AIRPLANE PARTS CATALOG

AEROFICHE EXPLANATION AND REVISION STATUS

The Parts Catalog information in this set of Aerofiche cards is arranged in accordance with general specifications of Aerofiche adopted by the General Aviation Manufacturer's Association.

Conversion of Aerofiche alpha/numeric code numbers:

First number is the Aerofiche card identifier.

Letter is the horizontal line reference per card.

Second number is the vertical line reference per card.

Example: 2J16 = Aerofiche card number two of given set, Grid location J16.

REVISIONS

The information compiled in this Aerofiche Parts Catalog is kept current by revisions distributed periodically. Each revision is a complete Aerofiche card replacement and supersedes Aerofiche cards of the same number in the set.

Revisions to this PA-46-310P/350P Parts Catalog issued July 11, 1983 are as follows:

<u>Effectivity</u>	<u>Publication Date</u>	<u>Aerofiche Card Effectivity</u>
ORG 830711	July 11, 1983	1 and 2
CR 880708	March 17, 1989	1 and 2
PR 891215	December 15, 1989	1 and 2
PR 930314	March 14, 1993	1 and 2
CR 980626	June 26, 1998	1, 2, and 3
PR 050610	June 10, 2005	1 and 3
PR 060910	September 10, 2006	1, 2, and 3

**PIPER AIRCRAFT
PA-46-310P/350P MALIBU
AIRPLANE PARTS CATALOG**

INTRODUCTION

This illustrated Parts Catalog provides simple, positive identification of replacement parts for the Piper Model PA-46-310P/350P Malibu, manufactured by the Piper Aircraft Corporation of Vero Beach, Florida.

NOTE: DO NOT USE THIS CATALOG FOR RIGGING AND INSTALLATION PURPOSES.

1. The catalog is divided into fourteen major sections as follows:
 - a. Section I to XIII inclusive contains all replacement parts for the complete airplane. Each section is subdivided and each division includes an illustration and a parts listing.
 - b. Section XIV is the Miscellaneous Group. This group includes an illustration and parts list for the Placards and Exterior Stencils, a listing of the Optional Equipment Kits, Repair kits and Special Tools, and a listing of Miscellaneous Hardware and Consumables.

2. The following is a brief explanation of the columns in the parts lists: (Refer to EXAMPLE below).
 - a. The FIGURE AND INDEX NUMBER column indicates the illustration figure number and its part index number. EXAMPLE: (2-1), the 2 is the figure number and the 1 is the index number. The figure number appears only at the top of each parts list page.
 - b. The PART NUMBER column contains the identifying number of the replacement part and this number must be shown on all parts orders.
 - c. The CODE column is for the purpose of indicating special uses of the part. An explanation of the letter code used is shown on the grid (page) preceding each parts listing and pertains to that listing only.
 - d. The NOMENCLATURE column indicates the part name. This name must be shown on all parts orders.
 - e. The NO. REQ. (Number Required) column represents the total quantity of parts used per figure when the part is not indented and the quantity of parts used per assembly when the part is indented. The symbol AR listed in this column means As Required.
 - f. The SERIAL NUMBERS AFFECTED column indicates the part application by airplane serial number.

EXAMPLE

Figure and Index Number	Part Number	Code	NOMENCLATURE	No. Req.	SERIAL NUMBERS AFFECTED
2-1	XXXXX-XX		DOOR ASSEMBLY - Baggage compartment	X	
-2	XXXXX-XX		* TUBE ASSEMBLY - Baggage door latch	X	
-3	XXXXX-XX		* * CLEVIS - Door latch tube assembly	X	
-4	XXXXX-XX		* * CLIP - Door latch tube assembly	X	

In the nomenclature column, the next higher assembly relationship of items covered is shown by the degree of indentation of each item and is indicated by an asterisk (*). One asterisk signifies one indentation, two signifies two indentions, etc. The example listing above is interpreted as follows:

If the DOOR ASSEMBLY (not indented) is ordered, it will include the three items indented under the DOOR ASSEMBLY.

If the TUBE ASSEMBLY (indented one space) is ordered, it will include the two items indented under the TUBE ASSEMBLY.

If you want only a CLEVIS or CLIP, you order only that item.

PIPER AIRCRAFT

PA-46-310P/350P MALIBU

AIRPLANE PARTS CATALOG

3. Piper Aircraft will supply all attaching parts to its customers in any quantity. When purchasing the attaching parts such as nuts, bolts, washers, cotter pins, etc. from Piper Aircraft the customer or service center need only order the part(s) needed.
4. All items of Optional Equipment are contained in the parts list in their proper sequence and sections. These items were not marked optional, since they are fully identified by their descriptions.

HOW TO IDENTIFY A PART IF YOU KNOW WHAT IT LOOKS LIKE AND KNOW WHERE IT IS LOCATED

1. Refer to Figure 1 to determine the section number in which the part is used.
2. Refer to the Table of Contents and locate the section. Note the figure numbers that illustrate the various subgroups of this main section. Select the figure title you think might contain the part you wish to identify and proceed to the grid (page) specified. If you don't find the part on this illustration, try another figure in this group.
3. Refer to Figure and Index Number in the parts listing for description of the part.

HOW TO ORDER PARTS

When ordering parts for your Piper airplanes, please observe the following instructions:

1. Place your order with your local distributor or service center.
2. Specify the model and serial number of your airplane.
3. Specify Part Number, Name, Type and Quantity Required.
4. Specify the method of shipment — freight, express, parcel post, air express, air freight or air parcel post. Where the nature of the shipment requires it or when no instructions are given, we reserve the right to ship the most suitable way.
5. Request price and delivery information prior to order placement.

GENERAL INFORMATION

1. Shortages
All orders are checked before leaving our Shipping Department. A packing slip is enclosed with the shipment. Claims for errors or shortages must be made within three days after receipt of orders.
2. Returned Goods
No material should be returned without first securing written permission. Material sent in without notice will be held at the owner's risk for thirty days and will then be disposed of as we see fit.

Transportation charges must be prepaid on returned goods or the shipment will be refused.

3. Transportation Liabilities
The Piper Aircraft Corporation cannot be held liable for damages to parts in transit from the factory. If a shipment is received in a damaged condition, have the delivery man or transportation company make a notation of the damage and file your claim with the carrier. In case of concealed damage, do not attempt to remove the part from the shipping container, or try to repair the damage, call the carrier and have their claim agent inspect the damage before filing your claim with the carrier.

PIPER AIRCRAFT PA-46-310P/350P MALIBU AIRPLANE PARTS CATALOG

MODEL SERIAL NUMBER INFORMATION

The Serial Numbers of the PA-46-310P Malibu aircraft covered by this Parts Catalog are as follows:

46-8408001 thru 46-8408087
46-8508001 thru 46-8508109
46-8608001 thru 46-8608067
4608001 thru 4608140

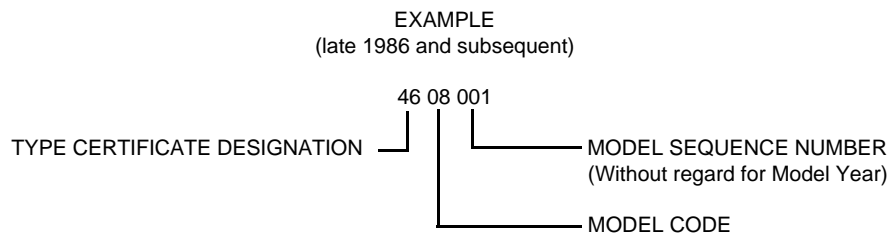
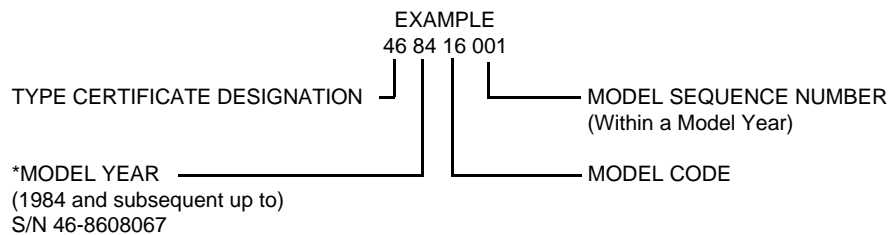
The Serial Numbers of the PA-46-350P Malibu Mirage aircraft covered by this Parts Catalog are as follows:

4622001 and up.

SERIAL NUMBER EXPLANATION

The Serial Number on the Manufacturer's Identification Plate is based on either a 3- or 4-set numbering system. In the 4-set system, the first set defines the Type Certificate Designation, the second set is the Model Year, the third set is the Model Code, while the fourth set is the Model Sequence Number (within a model year).

The 3-set system omits the model year* and begins a new sequence with 4608001. This new sequence continues without renumbering for a new year.



PIPER AIRCRAFT

PA-46-310P/350P MALIBU

AIRPLANE PARTS CATALOG

STANDARD PAINT CHART

EXTERIOR	MFG. NO.	PIPER PART NUMBER	
		QUART	GALLON
POLYURETHANE ENAMEL (Dupont Imron)			
Baja Yellow	H7850U	4175 461	1175 461
Juneau White	H7848U	4175 462	1175 462
Ocala Orange	H7857UM	4175 463	1175 463
Madrid Red	H7851UM	4175 464	1175 464
Bahama Blue	H7853U	4175 465	1175 465
Avocado	H7852U	4175 466	1175 466
Las Vegas Gold	5242U	4176 121	1176 121
Dakota Black	99U	4175 467	1175 467
Denver Brown	H7859U	4176 122	1176 122
Matador Red	H7858U	4175 468	1175 468
Royal Blue	H7856U	4175 469	1175 469
Hickory Brown	H7855U	4175 470	1175 470
Silver	4531U	4176 123	1176 123
Lime Green	H7854U	4175 460	1175 460
Sage Green	K7887U	4176 132	1175 460
Firethorn	K7888UW	4176 133	1176 133
Buckskin	K7890U	4176 135	1176 135
Dark Blue	K7891U	4176 136	1176 136
Platinum Gray	N7819U	4176 126	1176 126
Sandalwood Tan	N7818U	4176 127	1176 127
Dark Claret	K7886U	4176 131	1176 131
Burnished Gold	N8068U	4763 528	1763 528
Light Blue	K8149U	4763 529	1763 529
Dark Saddle	N8070U	4763 530	1763 530
Dark Green	N8071U	4763 531	1763 531
Saffron	K7889UH	4763 532	1763 532
Light Sandalwood	W8275	4763 533	1763 533
Light Platinum	W8274	4763 534	1763 534
Catalyst (Activator)	912S	4179 950	1179 950
Reducer	Y8485S	4179 145	1179 145
Retarder	8100S	4179 599	1179 599
Accelerator	189S	4179 951	
POLYURETHANE PRIMER (Dupont Imron)			
Wash Primer	B9287	4170 766	1179 766
Wash Primer Thinner	K1733	4179 452	1179 452
Acid Thinner	B9289	4179 403	1179 403

**PIPER AIRCRAFT
PA-46-310P/350P MALIBU
AIRPLANE PARTS CATALOG**

THIS PAGE INTENTIONALLY LEFT BLANK

**PIPER AIRCRAFT
PA-46-310P/350P MALIBU
AIRPLANE PARTS CATALOG**

TABLE OF CONTENTS

FIGURE NUMBER	FIGURE TITLE	GRID NUMBER
1	View of Complete Airplane.....	1A13
SECTION I WING GROUP		
2	Inboard Wing Installation.....	1A15
3	Wing to Fuselage Fairing Installation.....	1A21
4	Outboard Wing Installation.....	1B1
5	Aileron Installation.....	1B7
6	Flap Installation.....	1B11
SECTION II FUSELAGE GROUP		
7	Fuselage Assembly - Complete.....	1B15
8	Forward Baggage Compartment Assembly (PA-46-310P).....	1B19
8A	Forward Baggage Compartment Assembly (PA-46-350P).....	1C1
9	Forward Cockpit Assembly.....	1C7
10	Center Cockpit Assembly.....	1C13
11	Aft Cockpit Assembly.....	1C17
12	Rear Fuselage Assembly.....	1C21
13	Floorboard Installation.....	1D1
14	Cabin Entrance Door Installation.....	1D5
15	Upper Cabin Entrance Door Assembly.....	1D9
16	Lower Cabin Entrance Door Assembly.....	1D13
17	Emergency Door Installation.....	1D19
18	Forward Baggage Door Assembly.....	1D23
19	Fuselage Enclosure Installation.....	1E3
SECTION III TAIL SURFACES GROUP		
20	Tail Surfaces Installation.....	1E7
21	Fin Assembly.....	1E11
22	Rudder Assembly.....	1E15
23	Stabilizer Assembly.....	1E19
24	Elevator Assembly.....	1E23
SECTION IV LANDING GEAR GROUP		
25	Nose Gear Installation.....	1F3
25A	Nose Gear Locking Actuator (Gar-Kenyon).....	1F9
25B	Nose Gear Locking Actuator (Parker Hannifin).....	1F13
26	Nose Gear Assembly.....	1F17
27	Nose Wheel Assembly (Cleveland).....	1F21
28	Nose Wheel Assembly (McCauley).....	1G1
29	Main Gear Installation.....	1G5
29A	Main Gear Locking Actuator (Gar-Kenyon).....	1G9
29B	Main Gear Locking Actuator (Parker Hannifin).....	1G13
30	Main Gear Assembly.....	1G17
31	Main Wheel Assembly.....	1G21

**PIPER AIRCRAFT
PA-46-310P/350P MALIBU
AIRPLANE PARTS CATALOG**

TABLE OF CONTENTS

FIGURE NUMBER	FIGURE TITLE	GRID NUMBER
SECTION IV LANDING GEAR GROUP (Cont.)		
32	Brake Assembly	1H1
33	Nose and Main Gear Door Actuation Installation	1H5
33A	Nose Gear Door Actuator (Parker Hannifin)	1H9
34	Brake System Installation	1H13
35	Toe Brake Installation	1H17
SECTION V CABIN EQUIPMENT GROUP		
36	Cockpit Finishing Installation	1H23
37	Side Panel Installation	1I5
37A	Side Panel Installation (PA-46-350P)	1I9
38	Window Frame and Curtain Installation	1I13
39	Sun Visor Installation	1I17
40	Cabin Carpet Installation	1I21
41	Seats' Installation	1J1
42	Front Seat Assembly	1J7
43	Center Seat Assembly	1J13
43A	Aft Bench Seat Assembly	1J17
43B	Relief Tube Installation	1J21
SECTION VI INSTRUMENTS GROUP		
44	Instrument Panel Installation (PA-46-310P)	1K1
44A	Instrument Panel Installation (PA-46-350P)	1K5
45	Vacuum System Installation (Attitude Gyro, Directional Gyro and Stand-by Dry Air Pump)	1K9
46	Vacuum System Installation (Single Attitude Gyro and Directional Gyro)	1K13
47	Vacuum System Installation (Co-Pilot Attitude Gyro and Directional Gyro)	1K17
48	Pitot Static System Installation	1K21
SECTION VII POWER PLANT GROUP		
49	Power Plant Installation (PA-46-310P)	2A15
49A	Power Plant Installation (PA-46-350P)	2A19/2A21
50	Engine Instrument Lines Installation	2B3
51	Engine Baffle Installation (PA-46-310P)	2B7
51A	Engine Baffle Installation (PA-46-350P)	2B11
52	Engine Cowl Installation	2B15
53	Two-Blade Propeller Assembly (Hartzell) (PA-46-310P)	2B19
53A	Two-Blade Propeller Assembly (Hartzell) (PA-46-350P)	2B23
54	Engine Controls Installation (PA-46-310P)	2C3
54A	Engine Controls Installation (PA-46-350P)	2C7/2C9

**PIPER AIRCRAFT
PA-46-310P/350P MALIBU
AIRPLANE PARTS CATALOG**

TABLE OF CONTENTS

FIGURE NUMBER	FIGURE TITLE	GRID NUMBER
SECTION VIII FUEL SYSTEM GROUP		
55	Fuel System Installation (PA-46-310P).....	2C15
55A	Fuel System Installation (PA-46-350P).....	2C19
56	Fuel System Components.....	2C23
SECTION IX CONTROL SYSTEM GROUP		
57	Control Console Installation.....	2D3
58	Quadrant Assembly	2D7
59	Aileron Control Installation.....	2D11
60	Rudder Control Installation.....	2D15
61	Aileron and Rudder Interconnect Installation.....	2D19
62	Elevator Control Installation.....	2D23
63	Elevator Trim Installation.....	2E3
63A	Flap Drive - Electrical Installation.....	2E7
63B	Flap Drive - Electrical Installation (PA-46-310P).....	2E13
63C	Flap Drive - Electrical Installation (PA-46-350P).....	2E17
64	Control Wheel Installation.....	2E21
SECTION X HYDRAULIC SYSTEM GROUP		
65	Forward Hydraulic System Installation (F.S. 79 to F.S. 99.96) (Gar-Kenyon).....	2F1
65A	Landing Gear Selector Valve Assembly (Gar-Kenyon).....	2F5
65B	Timed Check Valve Assembly (Gar-Kenyon).....	2F9
65C	Forward Hydraulic System Installation (Parker-Hannifin).....	2F13
65D	Sequence Valve (Parker-Hannifin).....	2F17
66	Center Hydraulic System Installation (F.S. 99.96 to F.S. 158) (Gar-Kenyon).....	2F21
66A	Center Hydraulic System Installation (Parker-Hannifin).....	2G1
66B	Emergency Release Valve (Parker-Hannifin).....	2G5
67	Aft Hydraulic System Installation (F.S. 158 to F.S. 273) (Gar-Kenyon).....	2G9
67A	Hydraulic Pump Assembly (Gar-Kenyon).....	2G13
67B	Aft Hydraulic System Installation (Parker-Hannifin).....	2G17
67C	Hydraulic Pump Assembly (Parker-Hannifin).....	2G21
68	Flap Drive Installation - Hydraulic.....	2H1
SECTION XI ENVIRONMENTAL GROUP		
69	Cabin Air Systems Installation (PA-46-310P).....	2H5
69A	Cabin Air Systems Installation (PA-46-350P).....	2H9
70	Cabin Pressurization Control System Installation.....	2H13
71	Bleed Air and Conditioning System Installation (PA-46-310P).....	2H17
71A	Bleed Air and Conditioning System Installation (PA-46-350P).....	2H21
72	Bleed and Ram Air Selector Valve Assembly.....	2I3
73	Cabin Temperature Control Valve Assembly (PA-46-310P).....	2I7
73A	Air Modulation Valve Assembly (PA-46-350P).....	2I11
74	Air Conditioning Compressor and Freon Lines Installation.....	2I15
75	Air Conditioning Evaporator and Condensor Installation.....	2I19
76	Pneumatic Deicing System Installation (PA-46-310P).....	2I23/2J1/2J3
76A	Pneumatic Deicing System Installation (PA-46-350P).....	2J9
76B	Oxygen System Installation.....	2J13

**PIPER AIRCRAFT
PA-46-310P/350P MALIBU
AIRPLANE PARTS CATALOG**

TABLE OF CONTENTS

FIGURE NUMBER	FIGURE TITLE	GRID NUMBER
SECTION XII ELECTRICAL SYSTEM GROUP		
77	Forward Electrical System Installation (PA-46-310P).....	3A15
77A	Forward Electrical System Installation (PA-46-350P).....	3A19
77B	Center Electrical System Installation (PA-46-310P).....	3A23
77C	Center Electrical System Installation (PA-46-350P).....	3B3
78	Aft Electrical System Installation (PA-46-310P).....	3B7
78A	Aft Electrical System Installation (PA-46-350P).....	3B11
79	Instrument Panel Electrical Installation (46-8408001 to 46-8408037 incl.).....	3B15
79A	Instrument Panel Electrical Installation (46-8408038 and up).....	3B19
79B	Instrument Panel Electrical Installation (PA-46-350P).....	3B23
80	Circuit Breaker Panel Installation (PA-46-310P).....	3C5
80A	Pilot Circuit Breaker Panel Installation (PA-46-350P).....	3C9
80B	Copilot Circuit Breaker Panel Installation (PA-46-350P).....	3C13
81	Battery Installation.....	3C17
82	External Power Installation.....	3C21
83	Landing Light Installation.....	3D1
84	Navigation and Strobe Lights Installation.....	3D5
85	Propeller Heat System Installation (PA-46-310P).....	3D9
85A	Propeller Heat System Installation (PA-46-350P).....	3D13
85B	Heated Glass Panel Installation (46-8408001 to 46-8408016 incl.).....	3D17
85C	Heated Glass Panel Installation (46-8408017 and up).....	3D21
85D	Alternator Installation (PA-46-310P).....	3E1
SECTION XIII ELECTRONICS GROUP		
86	RCA Weatherscout 1 Radar System Installation (PA-46-310P).....	3E5
86A	RDR 2000 VP Weather Radar Installation (PA-46-350P).....	3E9
86B	King KAP 150/KFC 150 Autopilot/Flight Director Installation.....	3E13
87	Antenna, Static Wicks, and Stereo Installation.....	3E17
88	Piper Automatic Locator (E.L.T.) Installation (Narco Avionics).....	3E21
89	Avionics Cooling Installation.....	3F1
	Radio Installation Drawings.....	3F5
SECTION XIV MISCELLANEOUS GROUP		
90	Placards and Decals Installation.....	3F7
	Optional Equipment Kits and Repair Kits.....	3F13
	Miscellaneous Hardware and Consumables.....	3F17
NUMERICAL INDEX		3F19

**PIPER AIRCRAFT
PA-46-310P/350P MALIBU
AIRPLANE PARTS CATALOG**

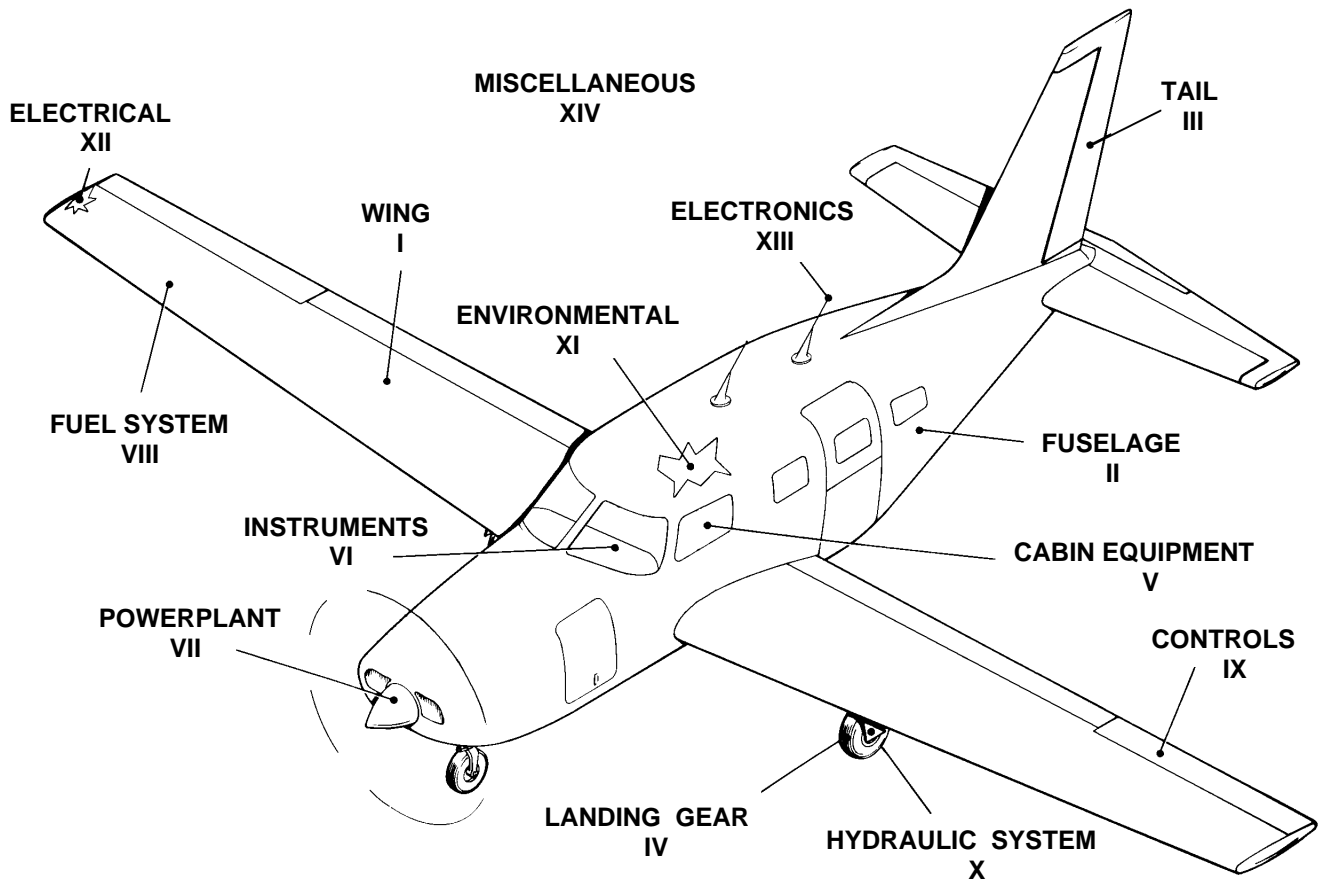


Figure 1. Complete Airplane

Reissued: June 26, 1998

**PIPER AIRCRAFT
PA-46-310P/350P MALIBU
AIRPLANE PARTS CATALOG**

THIS PAGE INTENTIONALLY LEFT BLANK

PIPER AIRCRAFT
PA-46-310P/350P MALIBU
AIRPLANE PARTS CATALOG

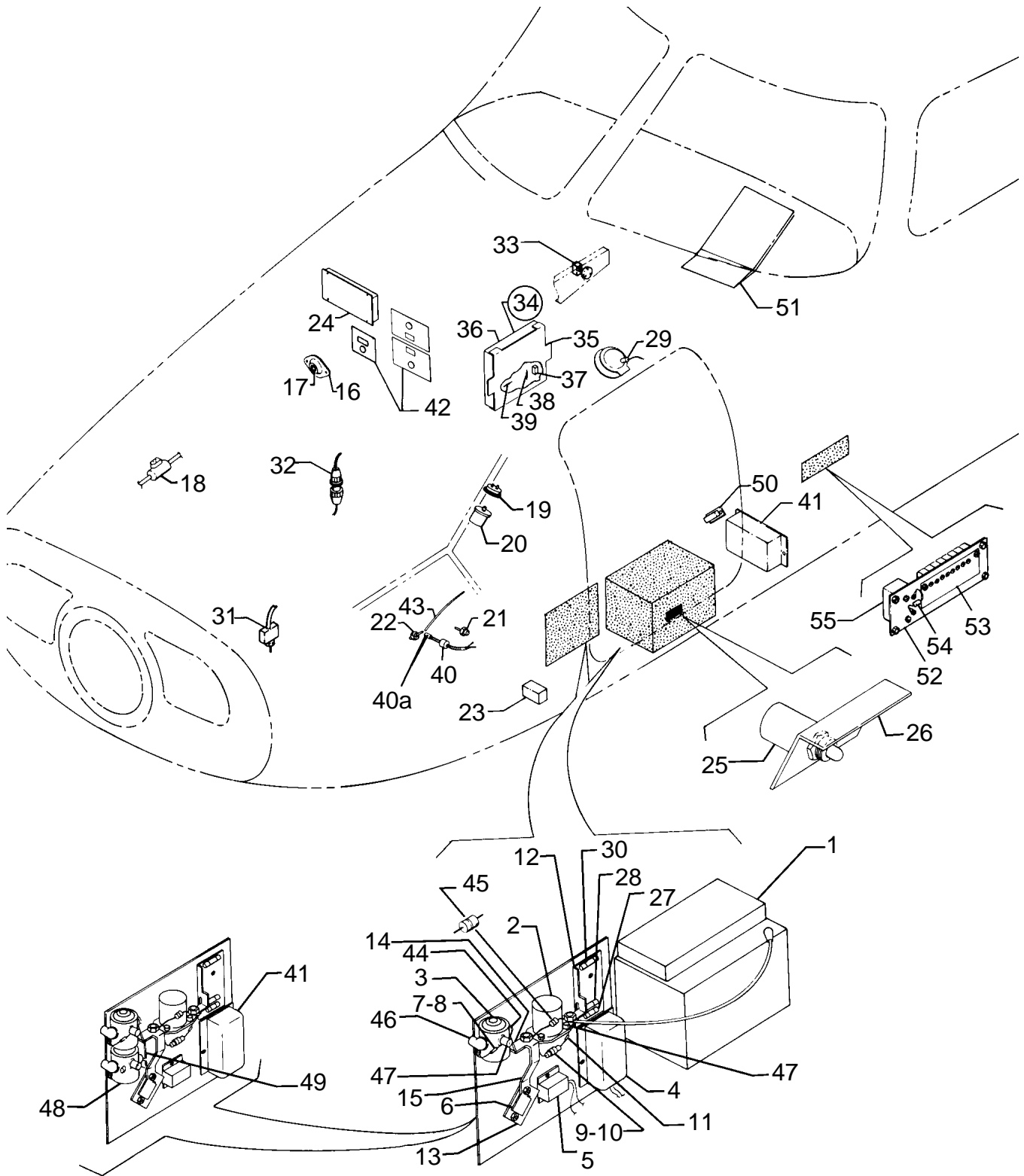


Figure 77. Forward Electrical System Installation (PA-46-310P)

Reissued: June 26, 1998

PIPER AIRCRAFT
PA-46-310P/350P MALIBU
AIRPLANE PARTS CATALOG

CODE EXPLANATIONS FOR FIGURE 77

- A - See Figure 81 for component parts.
- B - Used if provisions for flight into known icing are installed (optional).
- C - Used if provisions for flight into known icing are not installed (standard).
- D - Optional for auxiliary power. See Figure 82.
- E - On S/N 46-8508062, 46-8508064, 46-8508079 thru 46-8608067, 4608001 and up, and when kit 765 183 is installed.
- F - See Figure 85C for Heated Windshield Installation.

PIPER AIRCRAFT

PA-46-310P/350P MALIBU

AIRPLANE PARTS CATALOG

Figure and Index Number	Part Number	Code	Nomenclature	No. Req.	Serial Numbers Affected
77-	84300		DRAWING - Electrical System Installation		
	84321		DRAWING - Gear and Stall Warning Installation		
	84529		DRAWING - Door Ajar Switch Installation		
	84512		DRAWING - Fuselage Harness Installation		
	84435		DRAWING - Courtesy Lighting Installation		
	84559		DRAWING - Ground Clearance and Radio Master Installation		
	83965		DRAWING - Ice Protection System Installation		
	84576		DRAWING - Windshield Heat Electrical Installation		
	84330		DRAWING - Cockpit Speaker Installation		
	84588		DRAWING - Landing Light/Fuel Pumps Relay Installation		
	89891		DRAWING - Cylinder Head Temp. Scanner Installation		
-1		A	BATTERY INSTALLATION	1	
-2	455 211		CONTACTOR - Battery master	1	
-3	26898-03		SOLENOID - Contactor	1	
-4	84199-02	C	REGULATOR ASSEMBLY - Alternator	1	
-5	587 857	C	* SENSOR - Alternator output	1	
-6	572 544		LIMITER - Current	1	
-7	83992-02		WIRE ASSEMBLY - Diode	1	
-8	456 703		* DIODE	1	
-9	79595-19		FUSE ASSEMBLY - Battery master contactor	1	
-10	461 657		* FUSE - Battery master contactor	1	
-11	456 703		* DIODE - Battery master contactor	1	
-12	84586-02		BLOCK ASSEMBLY - Fuse	1	
-13	86972-02		BLOCK ASSEMBLY - Fuse holder	1	
-14	84584-02		BUS BAR	1	
-15	84584-08	C	BUS BAR	1	
-16	66789-00		PLATE - Firewall grommet	2	
-17	68770-17		GROMMET - Firewall seal	2	
-18	84522-02		TRANSDUCER ASSEMBLY - Fuel flow	1	
-19	588 206		SWITCH - Oil pressure	1	
-20	548 729		SENDER ASSEMBLY - Oil pressure	1	
-21	453 742		BULB - Oil temperature	1	
-22	481 387		PROBE ASSEMBLY - TIT	1	
-23	584 016		RELAY - Vent/defog	1	46-8408001 thru 46-8408037
-24	565 852		HORN - Dual stall warning	1	
-25	84530-09		SWITCH ASSEMBLY - Door ajar	1	46-8408001 thru 46-8408087
	84530-19		SWITCH ASSEMBLY - Door ajar	1	46-8508001 and up
-26	84530-02		BRACKET ASSEMBLY - Door ajar switch	1	46-8408001 thru 46-8408087
	84530-12		BRACKET ASSEMBLY - Door ajar switch	1	46-8508001 thru 46-8608067 and 4608001 and up
-27	461 629		FUSE - Ground clearance	1	
-28	461 683		FUSE - Ground clearance	1	
-29	87499-04		LIGHT ASSEMBLY - Courtesy, baggage door	1	
	472 029		LAMP - 28V	1	
	472 034		LAMP - 14V	1	
-30	461 629		FUSE - Courtesy light, baggage door	1	
-31	87545-03		SWITCH ASSEMBLY - Nose gear up	1	
-32	84652-02	E	SENSOR ASSEMBLY - Tachometer, left magneto	1	46-8508062, 46-8508064, 46-8508079 thru 46-8608067 and 4608001 and up
-33	588 257		SWITCH ASSEMBLY - Cabin altitude sensor	1	
-34	84627-02		BOX ASSEMBLY - Printed circuit board, annunciator	1	
-35	84627-03		* COVER - Printed circuit board	1	
-36	84627-04		* BOX ASSEMBLY - Printed circuit board	1	
-37	584 311		* RELAY	4	
-38	456 871		* DIODE	6	

When ordering, always specify Part Number, Description, and Serial Number of Aircraft

Reissued: September 10, 2006

**PIPER AIRCRAFT
PA-46-310P/350P MALIBU
AIRPLANE PARTS CATALOG**

Figure and Index Number	Part Number	Code	Nomenclature	No. Req.	Serial Numbers Affected
77-39	456 703		* DIODE	35	
-40	489 463		TRANSMITTER - Cylinder head temperature	1	
-40a	460 664		BAYONET - Cylinder head temp	1	
-41	84199-03	B	REGULATOR ASSEMBLY	1	
-42	557 122		CONTROL - Dimmer, avionics instrument and instrument panel lights	3	46-8408057 thru 46-8608067 and 4608008 and up
-43	548 853		LEAD WIRE ASSEMBLY - TI	1	
-44	84350-10		BOLT - Electrical	1	
-45	84350-11		DIODE ASSEMBLY - Battery	1	
-46	476 675		NIPPLE	1	
-47	476 673		NIPPLE	3	
-48		D	CONTACTOR - External power	1	
-49	84584-07	D	BUS BAR	1	
-50	461 674	B	LIMITER - Current	1	
-51	83325-08	F	PANEL ASSEMBLY - Electric heated windshield	1	
-52	84576-05		PANEL ASSEMBLY - Controller, heated windshield	1	
-53	556 642		* CONTROLLER - Windshield temperature	1	
-54	84576-03		* DIODE ASSEMBLY - Heated windshield	1	
-55	584 107		* RELAY	1	
-56	84630-02		HARNES ASSEMBLY - Fuselage, std.	1	46-8408001 thru 46-8608000
	84630-10		HARNES ASSEMBLY - Fuselage, std.	1	46-8608001 and up

When ordering, always specify Part Number, Description, and Serial Number of Aircraft

PIPER AIRCRAFT
PA-46-310P/350P MALIBU
AIRPLANE PARTS CATALOG

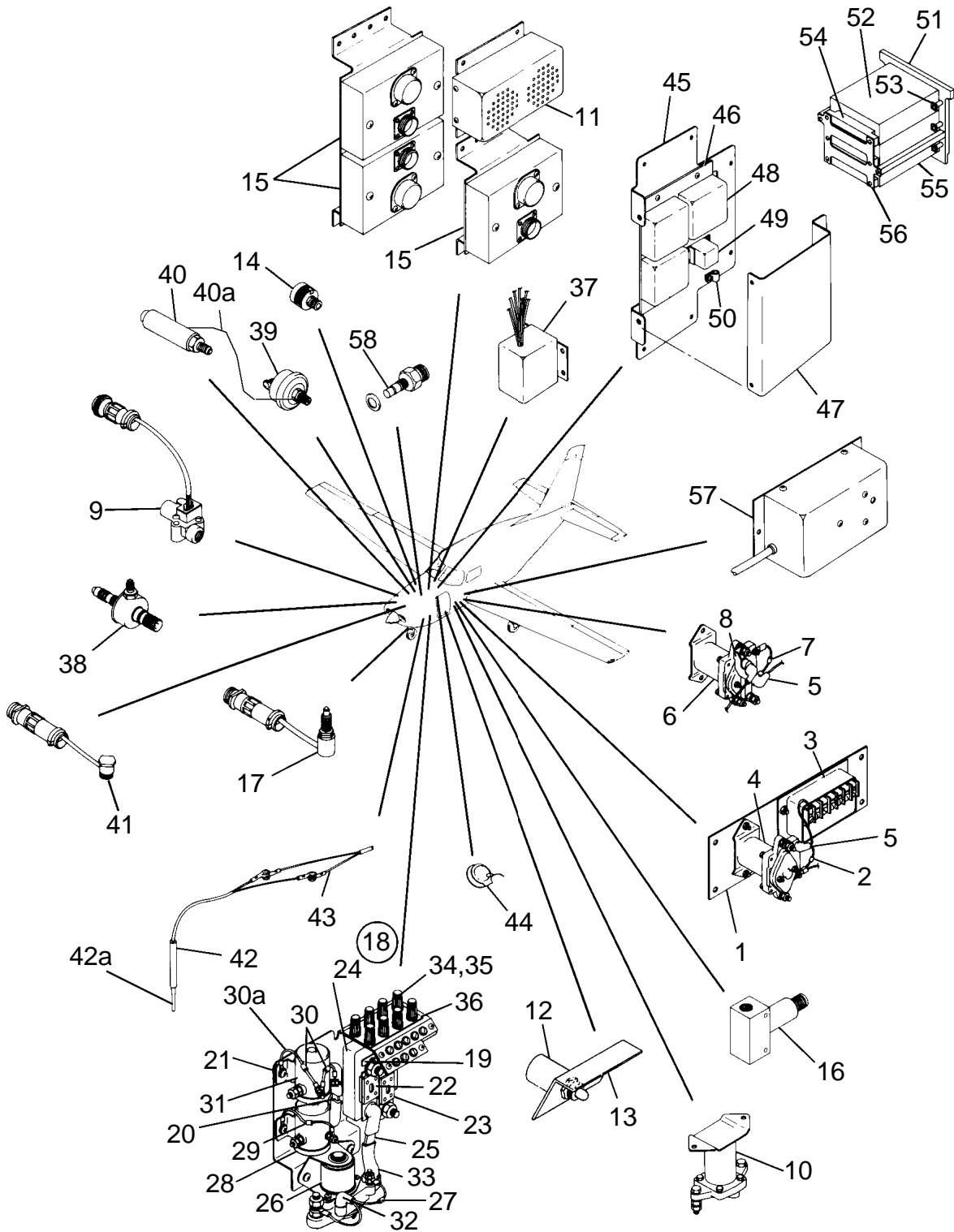


Figure 77A. Forward Electrical System Installation (PA-46-350P)

Reissued: June 26, 1998

**PIPER AIRCRAFT
PA-46-310P/350P MALIBU
AIRPLANE PARTS CATALOG**

CODE EXPLANATIONS FOR FIGURE 77A

- A - See Figure 81 for component parts.
- B - Used if three-in-one gauge (599 230) is installed.
- C - See the latest revision of Piper Service Bulletin 1034.
- D - See the latest revision of Piper Service Bulletin 1014.

**PIPER AIRCRAFT
PA-46-310P/350P MALIBU
AIRPLANE PARTS CATALOG**

Figure and Index Number	Part Number	Code	Nomenclature	No. Req.	Serial Numbers Affected
77A-	89808		DRAWING - Engine Compartment Harness Installation		
	89817		DRAWING - Windshield Heat Electrical Installation		
	84321		DRAWING - Gear and Stall Warning Installation		
	84529		DRAWING - Door Ajar Switch Installation		
	89816		DRAWING - External Power Installation		
	84534		DRAWING - Cabin Pressurization Electrical Installation		
	89803		DRAWING - Electrical Power Panel Assembly		
	89807		DRAWING - Fuselage Harness Installation		
	84433		DRAWING - Instrument Panel Lighting Installation		
	89690		DRAWING - Pneumatic Deice System Installation		
	89864		DRAWING - Amp/Voltmeter/Power Supply Harness Assembly		
	89800		DRAWING - Electrical System Installation		
	89802		DRAWING - Bus Power Installation		
		A	BATTERY INSTALLATION	1	
-1	89817-03		PLATE ASSEMBLY - Windshield heat, electrical	1	
	89850-02		* PLATE - Windshield heat, electrical	1	
-2	67487-05		* DIODE ASSEMBLY	1	
-3	599 145		* CONTROLLER	1	
-4	584 107		* RELAY	1	
-5	476 673		NIPPLE	6	
-6	584 305		RELAY	1	
-7	67487-05		DIODE ASSEMBLY	2	
-8	89849-02		BUS	1	
-9	84522-02		TRANSDUCER ASSEMBLY - Fuel flow	1	
-10	584 107		RELAY - Cabin heat	1	
-11	565 852		HORN - Dual warn unit	1	
-12	84530-19		SWITCH ASSEMBLY - Door ajar	1	
-13	84530-12		BRACKET ASSEMBLY - Door ajar switch	1	
-14	588 257		SWITCH ASSEMBLY - Cabin altitude sensor	1	
-15	557 122		CONTROL - Dimmer, avionics lights, post lights, switch lights	3	
-16	491 813		SOLENOID - Cabin pressurization dump	1	
-17	87545-08		SWITCH ASSEMBLY - Nose gear up lock	1	
-18	89803-07		PANEL ASSEMBLY - Electrical power	1	
-19	89824-06		* BUS	1	
-20	89824-04		* BUS ASSEMBLY	1	
-21	89823-04		* PLATE ASSEMBLY	1	
-22	461 681	D	* FUSE	1	
-23	572 599		* LIMITER - Current	1	
-24	565 873		* FUSEHOLDER	2	
-25	89824-02		* BUS ASSEMBLY	1	
-26	455 211		* CONTACTOR - Battery master	1	
-27	89803-06		* DIODE ASSEMBLY	1	
-28	26898-03		* CONTACTOR	1	
-28a	84350-11	C	* DIODE ASSEMBLY - Battery	1	
-28b	84350-12	C	* DIODE ASSEMBLY - Battery master contactor	1	
-29	83992-02		* DIODE ASSEMBLY	1	
-29a	89803-08		* WIRE ASSEMBLY - Panel assembly to fuse holder	1	
-30	-----		* Deleted		
-30a	84580-44		GROUND WIRE ASSEMBLY	1	
-31	26898-05		* SOLENOID	1	
-32	476 673		* NIPPLE	1	
-33	476 676		* NIPPLE	4	
-34	461 660		* FUSEHOLDER	8	
-35	461 659		* FUSE	8	
-36	89829-02		* PLACARD	1	

When ordering, always specify Part Number, Description, and Serial Number of Aircraft

Reissued: September 10, 2006

**PIPER AIRCRAFT
PA-46-310P/350P MALIBU
AIRPLANE PARTS CATALOG**

Figure and Index Number	Part Number	Code	Nomenclature	No. Req.	Serial Numbers Affected
77A-37	84532-02		TIMER ASSEMBLY - Surface deice	1	
-38	688 373		SWITCH - Fuel pressure	1	
-39	588 206		SWITCH - Oil pressure	1	
-40	548 729	B	SENDER ASSEMBLY	1	4622001 thru 4622075
	599 147		SENDER ASSEMBLY	1	
	554-633		CLAMP	1	
	411 532		SCREW - (MS35207-263)	1	
	407 564		WASHER - (AN960-10)	1	
	404 887		NUT - (MS20365-1032C)	1	
-40a	84580-84		WIRE ASSEMBLY	1	
-41	84652-02		SENSOR ASSEMBLY - Tachometer, left magneto	1	
-42	481 386		PROBE - Sensor, TIT	1	
	481 392		PROBE - Sensor, TIT (alternate part)	1	
-42a	599 186		BAYONET - TIT temperature probe connector	1	
-43	548 853		LEAD WIRE - TIT	1	
-44	87499-04		LIGHT ASSEMBLY - Courtesy, baggage door	1	
	472 034		LAMP - 14V	1	
-45	89870-02		PANEL ASSEMBLY - Power supply and relay	1	
-46	89869-03		PANEL ASSEMBLY - Power supply mounting	1	
-47	89870-04		COVER	1	
-48	597 542		CONVERTER	3	
-49	686 813		RELAY	1	
-50	554 955		CLAMP	1	
-51	89852-02		PLATE	1	
-52	548 885		AMMETER	2	
-53	548 884		VOLTMETER	1	
-54	599 148		CONNECTOR	3	
	470 329		KEY - Polarizing	3	
-55	89852-03		POST	2	
-56	89852-04		SUPPORT	1	
-57	84199-07		REGULATOR ASSEMBLY	2	
-58	453 854		BULB - Oil temperature sensor	1	
-59	89821-02		HARNES ASSEMBLY - Fuselage	1	4622001 thru 4622177
	85444-02		HARNES ASSEMBLY - Fuselage	1	
-60	556 416		RECEPTACLE	4	4622001 thru 4622177
	657 003		CONNECTOR	4	4622178 AND UP
-61	89822-02		HARNES ASSEMBLY - Engine compartment	1	4622001 thru 4622177
	85443-02		HARNES ASSEMBLY - Engine compartment	1	4622178 and up

When ordering, always specify Part Number, Description, and Serial Number of Aircraft

PIPER AIRCRAFT
PA-46-310P/350P MALIBU
AIRPLANE PARTS CATALOG

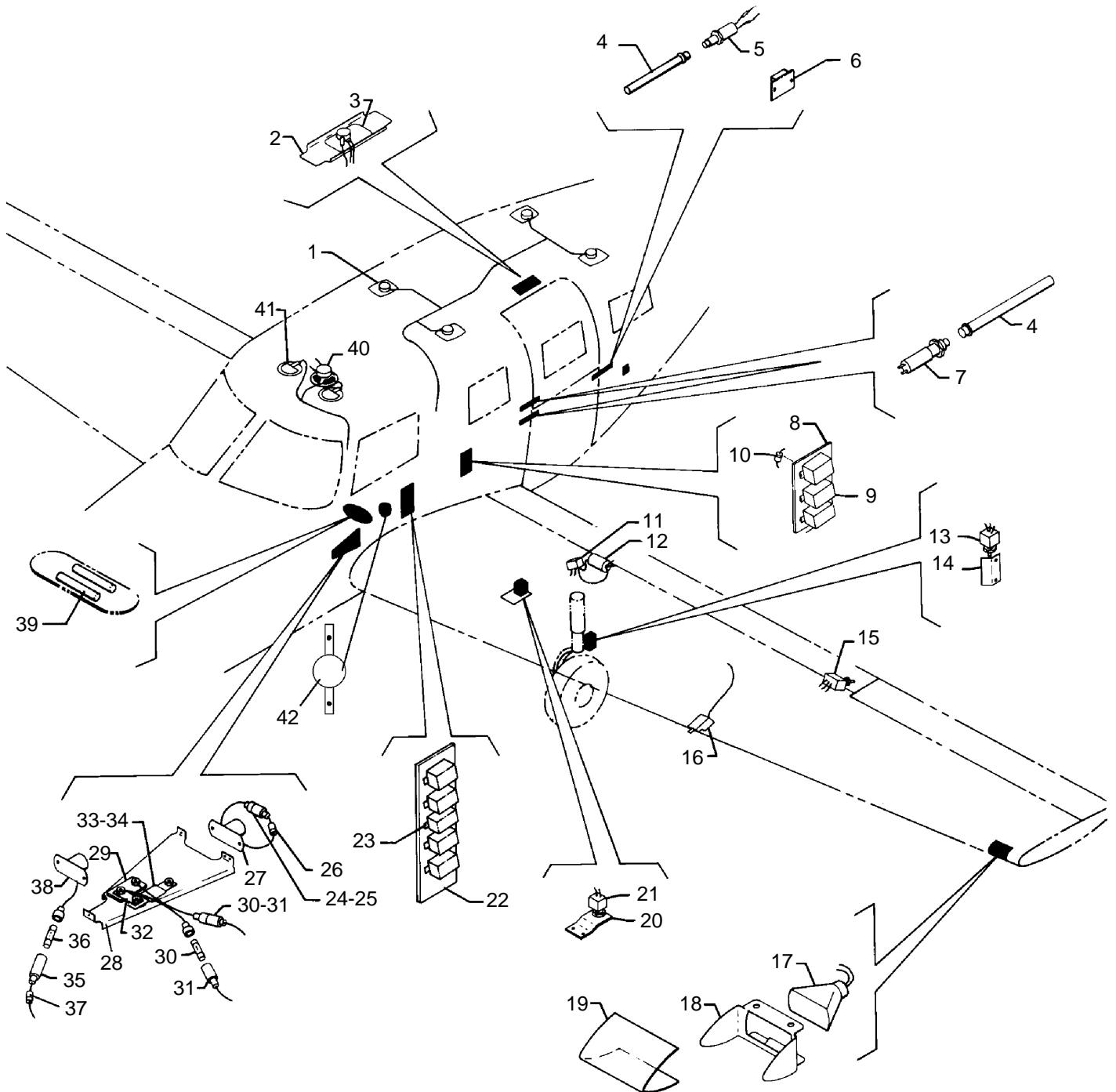


Figure 77B. Center Electrical System Installation (PA-46-310P)

Reissued: June 26, 1998

**PIPER AIRCRAFT
PA-46-310P/350P MALIBU
AIRPLANE PARTS CATALOG**

CODE EXPLANATIONS FOR FIGURE 77B

- A - Used if radio master switch is installed and ground clearance switch is not installed.
- B - Used if ground clearance switch is installed and radio master is not installed.
- C - Used if radio master and ground clearance switches are installed.
- D - Used if radio master switch is installed.
- E - Used if provisions for flight into known icing are installed.
- F - See Figure 78 for location in S/N 46-8408001 thru 46-08037.

**PIPER AIRCRAFT
PA-46-310P/350P MALIBU
AIRPLANE PARTS CATALOG**

Figure and Index Number	Part Number	Code	Nomenclature	No. Req.	Serial Numbers Affected
77B-	84300		DRAWING - Electrical System Installation		
	84588		DRAWING - Landing Light/Fuel Pumps Relay Installation		
	84435		DRAWING - Courtesy Lighting Installation		
	84513		DRAWING - Left Wing Harness Installation		
	84514		DRAWING - Right Wing Harness Installation		
	84529		DRAWING - Door Ajar Switch Installation		
	84326		DRAWING - Cabin Lighting Installation		
	84321		DRAWING - Gear and Stall Warning Installation		
	84525		DRAWING - Flap Position Switch Installation		
	84330		DRAWING - Cockpit Speaker Electrical Installation		
-1	572 611		LIGHT ASSEMBLY - Cabin	4	
-2	84863-02		CHANNEL - Entry Light	1	
-3	572 612		LIGHT ASSEMBLY - Courtesy	1	
-4	84530-07		PIN ASSEMBLY - Door ajar/courtesy light switch	3	
-5	84435-04		SWITCH ASSEMBLY - Courtesy Switch	1	
-6	488 751		TIMER - Courtesy light, cabin	1	
-7	84530-09		SWITCH ASSEMBLY - Door ajar	2	
-8	84560-02	A	RELAY ASSEMBLY - Radio master	1	46-8408001 thru 46-8408037
	84560-05	A	RELAY ASSEMBLY - Radio master	1	46-8408038 thru 46-8608067 and 4608001 and up
	84560-03	B	RELAY ASSEMBLY - Ground clearance	1	46-8408001 thru 46-8408037
	84560-06	B	RELAY ASSEMBLY - Ground clearance	1	46-8408038 thru 46-8608067 and 4608001 and up
	84560-04	C	RELAY ASSEMBLY - Radio master and ground clearance	1	46-8408001 thru 46-8408037
	84560-07	C	RELAY ASSEMBLY - Radio master and ground clearance	1	46-8408001 thru 46-8608067 and 4608001 and up
-9	584 016		* RELAY	AR	
-10	456 703		* DIODE	AR	
-11	584 281		RELAY - Heated stall warning	1	
-12	584 207		RESISTOR - Heated stall warning	1	
-13	87545-04		SWITCH ASSEMBLY - Squat	1	46-8408001 thru 46-8608067 and 4608001 thru 4608007
	87545-09		SWITCH ASSEMBLY - Squat	1	4608008 thru 4608091
	87545-06		SWITCH ASSEMBLY - Squat	1	4608092 and up
-14	84592-04		BRACKET - Squat switch	1	
-15	84597-03		SWITCH ASSEMBLY - Flap position	1	
-16	548 745		DETECTOR ASSEMBLY - Lift, heated	1	
-17	87742-03		LAMP ASSEMBLY - Taxi light	2	
-18	82246-02		SUPPORT ASSEMBLY - Taxi light, left	1	
	82246-03		SUPPORT ASSEMBLY - Taxi light, right	1	
	414 781		SCREW - Support assembly mounting (MS24693-C48)	4	
-19	82244-02		LENS - Taxi light, left	1	
	82244-03		LENS - Taxi light, right	1	
-20	84592-09		BRACKET - Gear up switch, left	1	
	84361-02		BRACKET - Gear up switch, right	1	
-21	87545-02		SWITCH ASSEMBLY - Main gear up	2	
-22	84560-08	F	RELAY ASSEMBLY - Fuel pump/landing light	1	46-8408038 thru 46-8408067 and 4608001 and up
-23	584 315		* RELAY	5	
	456 703		* DIODE	5	
-24	79595-19	D	FUSE ASSEMBLY - Avionics master	1	
-25	461 657	D	* FUSE	1	
-26	456 703	D	* DIODE	1	
-27	584 278	D	RELAY - Avionics master	1	

When ordering, always specify Part Number, Description, and Serial Number of Aircraft

Reissued: September 10, 2006

**PIPER AIRCRAFT
PA-46-310P/350P MALIBU
AIRPLANE PARTS CATALOG**

Figure and Index Number	Part Number	Code	Nomenclature	No. Req.	Serial Numbers Affected
-28	84596-02		SHUNT AND LIMITER ASSEMBLY - Ammeter	1	
	84596-03	E	SHUNT AND LIMITER ASSEMBLY - Ammeter	1	
77B-29	84581-02		* SHUNT ASSEMBLY - Ammeter	AR	
-30	461 629		** FUSE	2	
-31	465 258		** FUSEHOLDER	2	
-32	84584-06		* BUS BAR	AR	
-33	472 600		* LIMITER	AR	
-34	565 873		* FUSEHOLDER	AR	
-35	79595-19		FUSE ASSEMBLY - Emergency bus	1	
-36	461 657		* FUSE	1	
-37	456 703		* DIODE	1	
-38	584 305		RELAY - Emergency power	1	
-39	484 525	F	RESISTOR - Fuel pump	2	46-8408038 thru 46-8608067 and 4608001 and up
-40	84554-02		SPEAKER ASSEMBLY - Cockpit	1	
-41	572 610		LIGHT ASSEMBLY - Standby/map	2	
-42	584 321		VARISTOR - Lightning protection	1	
-43	84359-02		HARNES ASSEMBLY - Fuel tank (right or left)	1	

When ordering, always specify Part Number, Description, and Serial Number of Aircraft

PIPER AIRCRAFT
PA-46-310P/350P MALIBU
AIRPLANE PARTS CATALOG

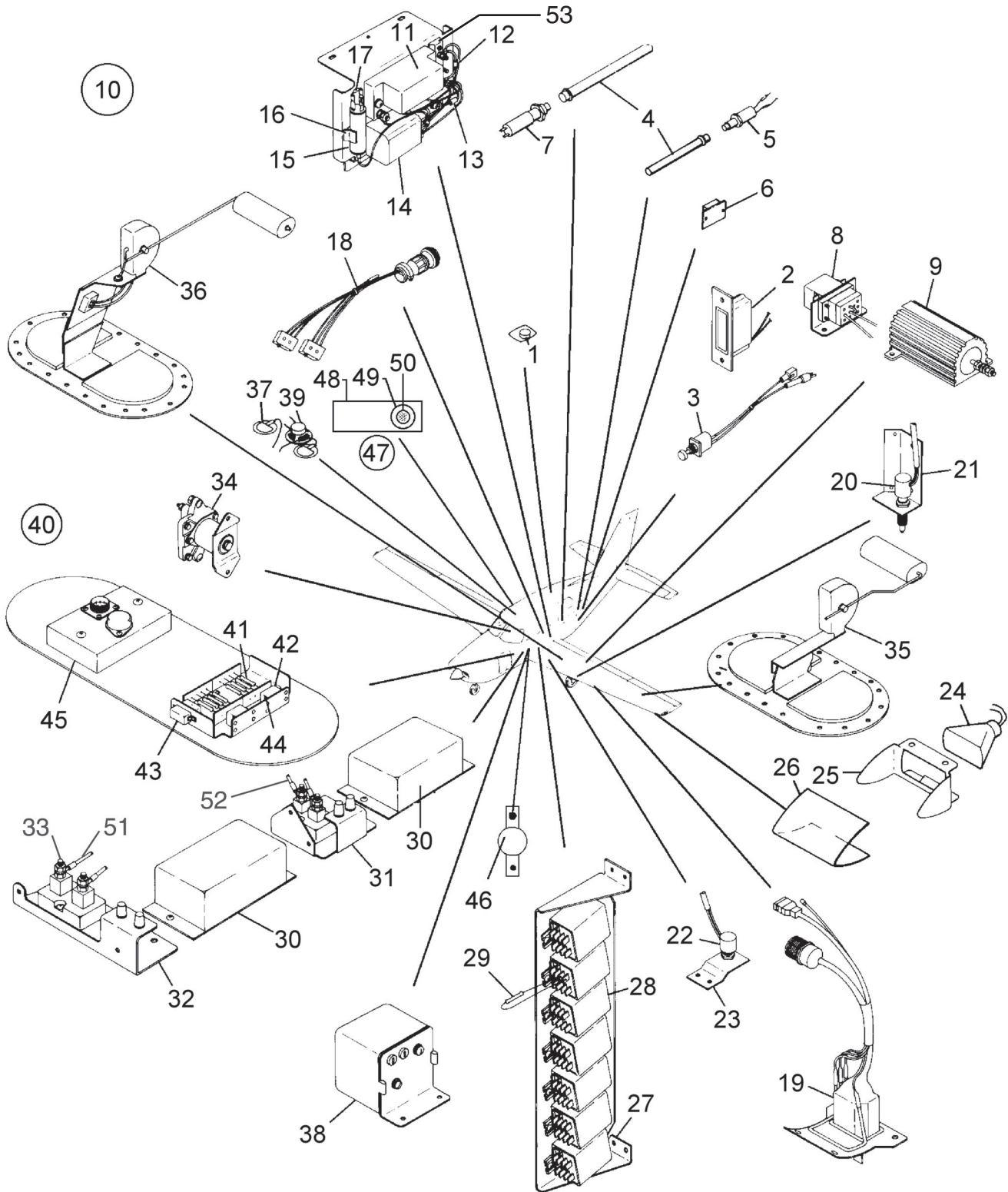


Figure 77C. Center Electrical System Installation (PA-46-350P)

Reissued: September 10, 2006

**PIPER AIRCRAFT
PA-46-310P/350P MALIBU
AIRPLANE PARTS CATALOG**

CODE EXPLANATIONS FOR FIGURE 77C

PIPER AIRCRAFT

PA-46-310P/350P MALIBU

AIRPLANE PARTS CATALOG

Figure and Index Number	Part Number	Code	Nomenclature	No. Req.	Serial Numbers Affected
77C-	89877		DRAWING - Cabin Lighting Panel Assembly		
	84435		DRAWING - Courtesy Lighting Installation		
	89880		DRAWING - Cabin Lighting Harness Installation		
	84321		DRAWING - Gear and Stall Warning Installation		
	84646		DRAWING - Flap Drive Electrical Installation		
	84513		DRAWING - Left Wing Harness Installation		
	84514		DRAWING - Right Wing Harness Installation		
	84323		DRAWING - Taxi Lights Installation		
	89837		DRAWING - Relay Assembly/Installation		
	89802		DRAWING - Bus Power Installation		
	84315		DRAWING - Fuel Quantity Sender Installation		
	89943		DRAWING - Cockpit Headliner Assembly		
	84529		DRAWING - Door Ajar Switch Installation		
	89815		DRAWING - Starting Vibrator Installation		
	89800		DRAWING - Electrical System Installation		
-1	89924-02		TRIM PANEL ASSEMBLY - Cabin lights, fwd., left	1	
	89924-03		TRIM PANEL ASSEMBLY - Cabin lights, fwd., right	1	
	89924-06		TRIM PANEL ASSEMBLY - Cabin lights, aft, left	1	
	89924-07		TRIM PANEL ASSEMBLY - Cabin lights, aft, right	1	
	89875-02		* LIGHT ASSEMBLY - Cabin trim panel (use one with 89924-03 and two with either 89924-02 or 89924-06)	3	
-2	472 986		LIGHT ASSEMBLY -	1	
-3	89878-02		SWITCH ASSEMBLY - Courtesy light timer reset	1	
-4	84530-07		PIN ASSEMBLY - Door ajar/courtesy light switch	3	
-5	84435-04		SWITCH ASSEMBLY - Courtesy light	1	
-6	89879-02		TIME DELAY ASSEMBLY - Courtesy light	1	
	565 376		HOUSING	1	
-7	84530-09		SWITCH ASSEMBLY - Door ajar	2	
-8	89865-02		RELAY ASSEMBLY - Heated stall warning	1	
-9	584 207		RESISTOR - Heated stall warning	1	
-10	89867-02		COMPONENTS ASSEMBLY - Flap control, electrical	1	
-11	584 369		* SENSOR - Current	1	
-12	84647-12		* DIODE ASSEMBLY	1	
-13	84647-15		* CAPACITOR ASSEMBLY	1	
	653 137		** CAPACITOR	1	
-14	584 315		* RELAY	1	
-15	475 315		* TIME DELAY MODULE	1	
-16	654 188		* CLIP	1	
-17	84647-13		* RESISTOR ASSEMBLY	1	
-18	89874-02		SWITCH ASSEMBLY - Stall warn flap compensation	1	
	89872-02		BRACKET ASSEMBLY - (for stall warning switch assembly)	1	4622001; 4622003 and up
	451 835		ACTUATOR - Switch	2	
	89873-06		CAM ASSEMBLY - Flap compensation	1	
-19	599 160		TRANSDUCER - Lift	1	
	599 161		COMPUTER	1	
-20	87545-07		SWITCH ASSEMBLY - Squat	1	
-21	84592-10		BRACKET - Squat switch	1	
-22	87545-08		SWITCH ASSEMBLY - Main gear up lock, left and right	2	
-23	84361-04		BRACKET - Main gear up lock switch assembly, left and right	2	
-24	87742-03		LAMP ASSEMBLY - Taxi light	2	
-25	82246-02		SUPPORT ASSEMBLY - Taxi light, left	1	
	82246-03		SUPPORT ASSEMBLY - Taxi light, right	1	
	414 781		SCREW - Support assembly mounting (Ms24693-C48)	4	
-26	82244-02		LENS - Taxi light, left	1	
	82244-03		LENS - Taxi light, right	1	

When ordering, always specify Part Number, Description, and Serial Number of Aircraft

Reissued: September 10, 2006

**PIPER AIRCRAFT
PA-46-310P/350P MALIBU
AIRPLANE PARTS CATALOG**

Figure and Index Number	Part Number	Code	Nomenclature	No. Req.	Serial Numbers Affected
77C-27	89837-03		RELAY ASSEMBLY	1	
-28	584 315		* RELAY	7	
	456 703		* DIODE	7	
-29	599 179		* RESISTOR	1	
-30	84199-07		REGULATOR ASSEMBLY	2	
-31	89832-02		SHUNT ASSEMBLY	1	
-32	89831-02		SHUNT ASSEMBLY	1	
-33	476 675		NIPPLE	AR	
-34	584 278		CONTACTOR - Avionics	2	
-35	84537-02		SENDER ASSEMBLY - Fuel quantity, left and right	2	
-36	84536-02		SENDER ASSEMBLY - Fuel quantity, left	1	
	84536-05		SENDER ASSEMBLY - Fuel quantity, right	1	
-37	89943-09		LIGHT ASSEMBLY - Map (572 661)	2	
	571 236		KNOB	1	
-38	492 687		VIBRATOR - Starting	1	
-38a	554 953		CLAMP - (to secure starting vibrator relay wiring)	3	4622001 and up
-39	84554-02		SPEAKER ASSEMBLY - Cockpit	1	
-40	89882-02		CONTROL ASSEMBLY - Power apply annunciator dimming	1	
-41	599 179		* RESISTOR	8	
-42	686 813		* RELAY	2	
-43	686 814		* RELAY	2	
-44	456 703		* DIODE	4	
-45	557 122		CONTROL - Dimmer	1	
-46	584 321		VARISTOR - Lightning protection	1	
-47	89877-03		PANEL ASSEMBLY - Emergency exit light	1	
-48	89924-05		* TRIM PANEL ASSEMBLY - Emergency exit light	1	
-49	89875-03		* BEZEL	1	
-50	89875-02		* LIGHT ASSEMBLY - Emergency exit	1	
	572 662		** LIGHT	1	
	89875-04		** HARNESS	1	
-51	84340-09		HARNESS ASSEMBLY - Left wing	1	4622001 through 4622177
	85446-02		HARNESS ASSEMBLY - Left wing	1	4622178 and up
-52	84341-06		HARNESS ASSEMBLY - Right wing	1	4622001 through 4622177
	85445-02		HARNESS ASSEMBLY - Right wing	1	4622178 and up
-53	588 439		TERMINAL BOARD	1	
-54	84359-02		HARNESS ASSEMBLY - Fuel tank (right or left)	1	
-55	692 306		MOUNT - Right wing wire harness	1	

When ordering, always specify Part Number, Description, and Serial Number of Aircraft

PIPER AIRCRAFT
PA-46-310P/350P MALIBU
AIRPLANE PARTS CATALOG

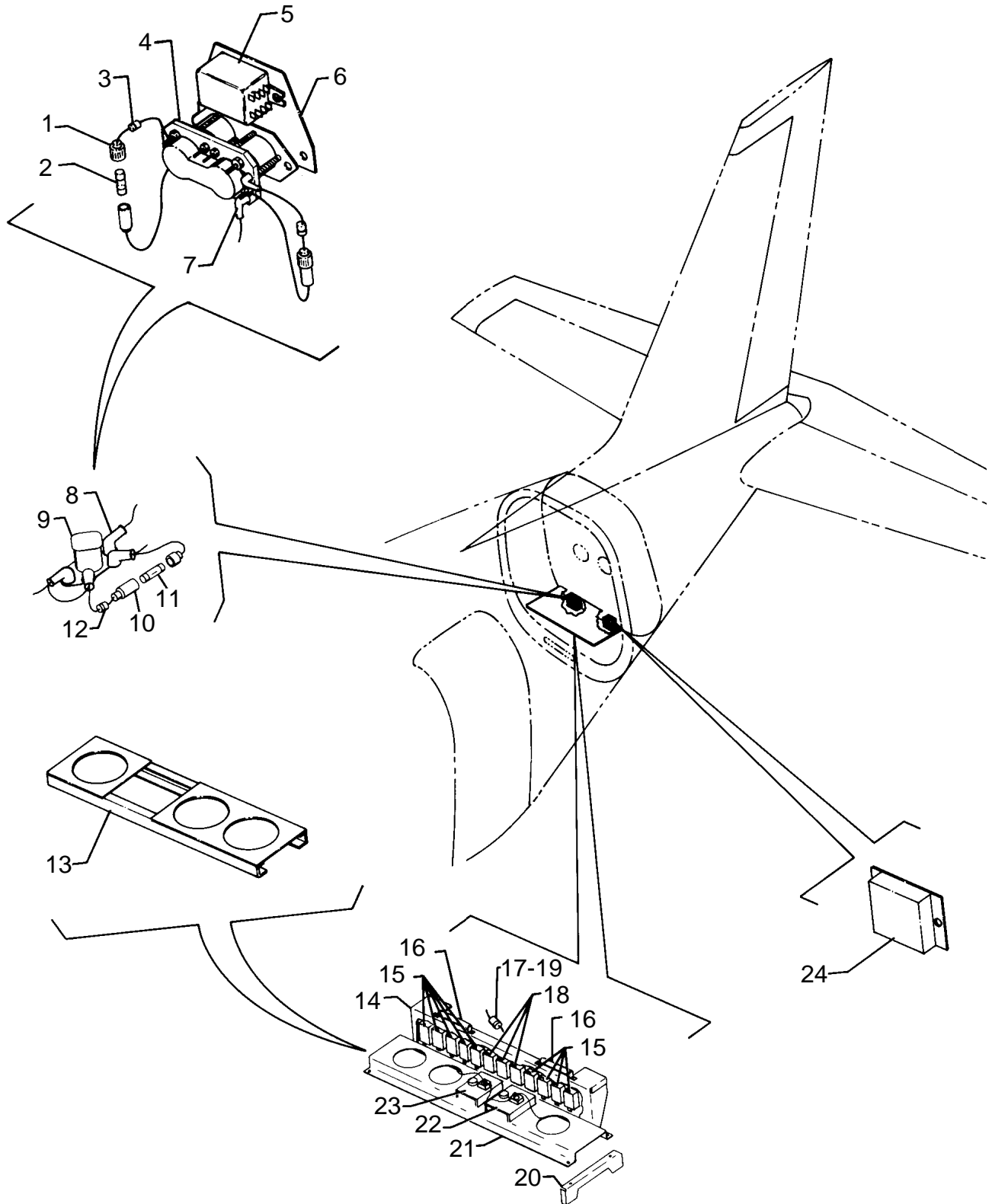


Figure 78. Aft Electrical System Installation (PA-46-310P)

Reissued: June 26, 1998

**PIPER AIRCRAFT
PA-46-310P/350P MALIBU
AIRPLANE PARTS CATALOG**

CODE EXPLANATIONS FOR FIGURE 78

- A - Used with Gar-Kenyon hydraulic pump, aircraft S/N 46-8408001 thru 46-8608067 and 4608001 thru 4608007.
- B - Used with Parker Hannifin hydraulic pump, aircraft S/N 4608008 and up.
- C - For later models, see figure 77B for correct location.
- D - For later models, see figure 77 for correct location.
- E - See latest revision of Piper Service Letter No. 984 for 46-8408001 thru 46-8608046.

PIPER AIRCRAFT

PA-46-310P/350P MALIBU

AIRPLANE PARTS CATALOG

Figure and Index Number	Part Number	Code	Nomenclature	No. Req.	Serial Numbers Affected
78-	<u>84300</u>		DRAWING - Electrical System Installation		
	<u>84531</u>		DRAWING - Hydraulic Pump Electrical Installation		
	<u>84429</u>		DRAWING - Electrical Shelf Installation		
	<u>84414</u>		DRAWING - Avionics Lighting Installation		
	<u>84301</u>		DRAWING - Bus Power Installation		
-1	<u>79595-21</u>	B	FUSE ASSEMBLY - Hydraulic pump contactor	2	
-2	<u>461 657</u>	B	* FUSE	2	
-3	<u>456 702</u>	B	DIODE	2	
-4	<u>557 616</u>	B	CONTACTOR - Hydraulic pump	1	
-5	<u>584 016</u>	B	RELAY - Hydraulic pump	1	
-6	<u>84658-02</u>	B	PLATE ASSEMBLY - Relay mounting	1	
-7	<u>23969-02</u>	B	NIPPLE	4	
	<u>23969-03</u>	B	NIPPLE	9	
-8	<u>476 673</u>	A	NIPPLE - Hydraulic pump relay	4	
-9	<u>584 107</u>	A	RELAY - Hydraulic pump	1	
-10	<u>79595-19</u>	A	FUSE ASSEMBLY - Hydraulic pump	1	
-11	<u>461 657</u>	A	* FUSE	1	
-12	<u>456 703</u>	A	* DIODE	1	
-13	<u>84429-05</u>	B	SHELF ASSEMBLY	1	
-14	<u>84612-02</u>	C	RELAY ASSEMBLY - Fuel pump	1	46-8408001 thru 46-8408037
-15	<u>584 016</u>		* RELAY - Fuel pump	9	46-8408001 thru 46-8408037
-16	<u>484 525</u>	C	* RESISTOR - Fuel pump	2	46-8408001 thru 46-8408037
-17	<u>456 703</u>		* DIODE	5	46-8408001 thru 46-8408037
-18	<u>584 016</u>		RELAY	AR	46-8408001 thru 46-8408037
-19	<u>456 703</u>		DIODE	AR	46-8408001 thru 46-8408037
-20	<u>84427-02</u>		INTERCOSTAL - Electrical shelf, left	1	46-8408001 thru 46-8408087
	<u>84427-02</u>		INTERCOSTAL - Electrical shelf, right	1	46-8508001 thru 46-8608067 and 4608001 and up
	<u>84427-03</u>		INTERCOSTAL - Electrical shelf, right	1	46-8408001 thru 46-8408087
	<u>84427-03</u>		INTERCOSTAL - Electrical shelf, left	1	46-8508001 thru 46-8608067 and 4608001 and up
-21	<u>84428-02</u>	A	SHELF ASSEMBLY - Electrical	1	46-8408001 thru 46-8408087
	<u>84177-02</u>	A	SHELF ASSEMBLY - Electrical	1	46-8508001 thru 46-8608067 and 4608001 thru 4608007
-22	<u>557 122</u>	D	CONTROL - Dimmer, instrument panel lights	1	46-8408001 thru 46-8408056
-23	<u>557 122</u>	D	CONTROL - Dimmer, avionics instrument lights	1	46-8408001 thru 46-8408056
-24	<u>572 649</u>	A,E	CONTROLLER - Hydraulic pump motor	1	

When ordering, always specify Part Number, Description, and Serial Number of Aircraft

Reissued: June 26, 1998

**PIPER AIRCRAFT
PA-46-310P/350P MALIBU
AIRPLANE PARTS CATALOG**

THIS PAGE INTENTIONALLY LEFT BLANK

PIPER AIRCRAFT
PA-46-310P/350P MALIBU
AIRPLANE PARTS CATALOG

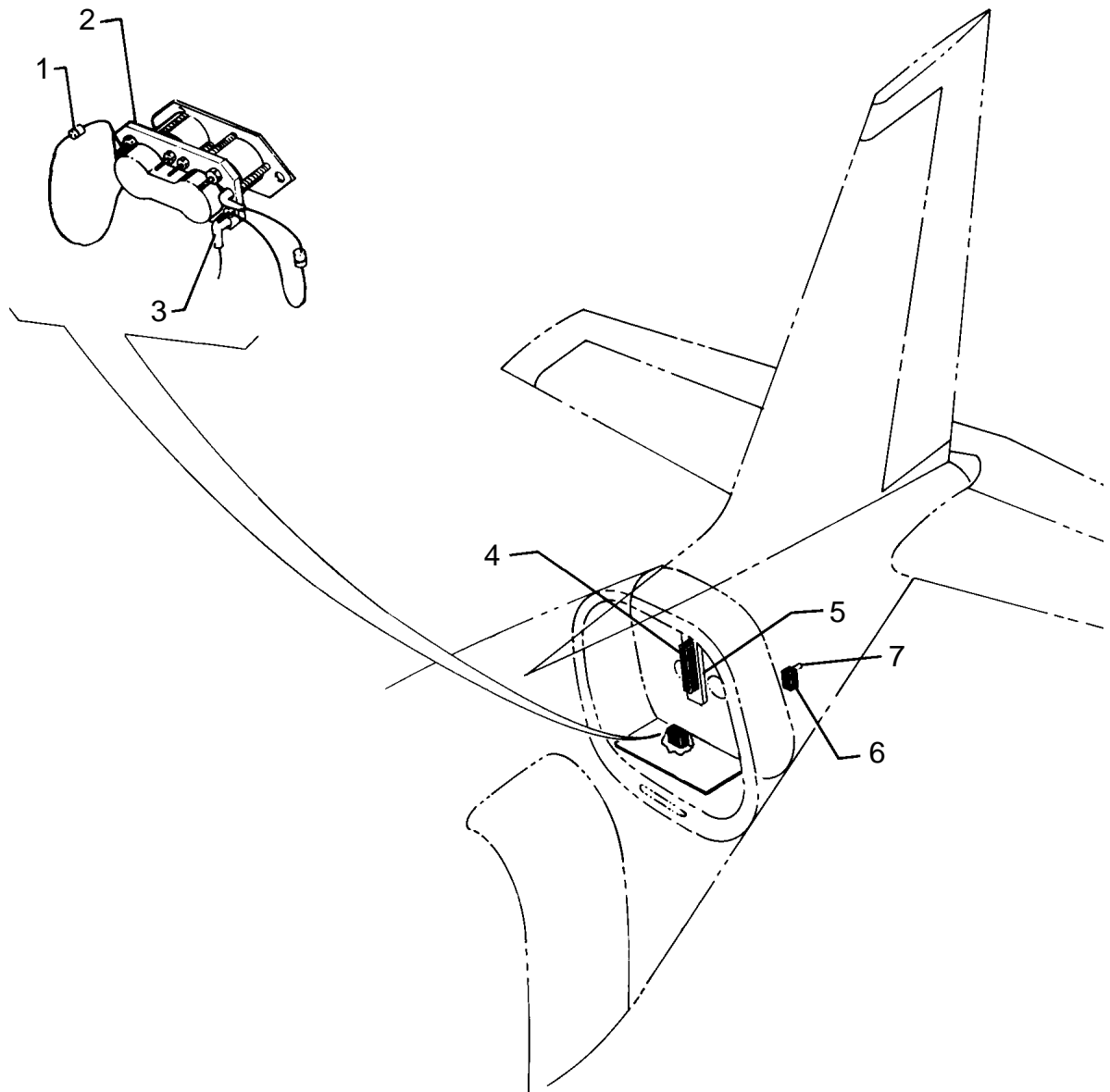


Figure 78A. Aft Electrical System Installation (PA-46-350P)

Reissued: June 26, 1998

**PIPER AIRCRAFT
PA-46-310P/350P MALIBU
AIRPLANE PARTS CATALOG**

CODE EXPLANATIONS FOR FIGURE 78A

**PIPER AIRCRAFT
PA-46-310P/350P MALIBU
AIRPLANE PARTS CATALOG**

Figure and Index Number	Part Number	Code	Nomenclature	No. Req.	Serial Numbers Affected
78A-	84321		DRAWING - Gear and Stall Warning Installation		
	84531		DRAWING - Hydraulic Pump Electrical Installation		
	84333		DRAWING - Vent Blower / Air Conditioning Electrical Installation		
	89961		DRAWING - King KAP 150/KFC 150 Auto Pilot Flight Director Installation		
-1	67487-06		WIRE ASSEMBLY DIODE - Hydraulic pump	2	
-2	557 616		CONTACTOR - Hydraulic pump	1	
-3	476 673		NIPPLE	12	
-4	599 161		COMPUTER - Lift	1	
-5	89883-02		CHANNEL ASSEMBLY - Stall computer	1	
-6	584 107		RELAY - Air conditioning	1	
-7	84576-03		DIODE ASSEMBLY - Air conditioning	1	
-8	584 315		RELAY - Hydraulic pump, pressure switch bypass	1	
-9	657 003		CONNECTOR - Aft pressure bulkhead	1	
-10	599 207		KIT - Basic KAP 150 system (84397-11)	AR	
-11	599 208		KIT - Basic KFC 150 system (84397-12)	AR	
-12	683 512		LIGHT ASSEMBLY - Rudder tip	1	
	411 531		SCREW - Light assembly ground wire (MS35207-262)	1	

When ordering, always specify Part Number, Description, and Serial Number of Aircraft

Reissued: September 10, 2006

**PIPER AIRCRAFT
PA-46-310P/350P MALIBU
AIRPLANE PARTS CATALOG**

THIS PAGE INTENTIONALLY LEFT BLANK

PIPER AIRCRAFT
PA-46-310P/350P MALIBU
AIRPLANE PARTS CATALOG

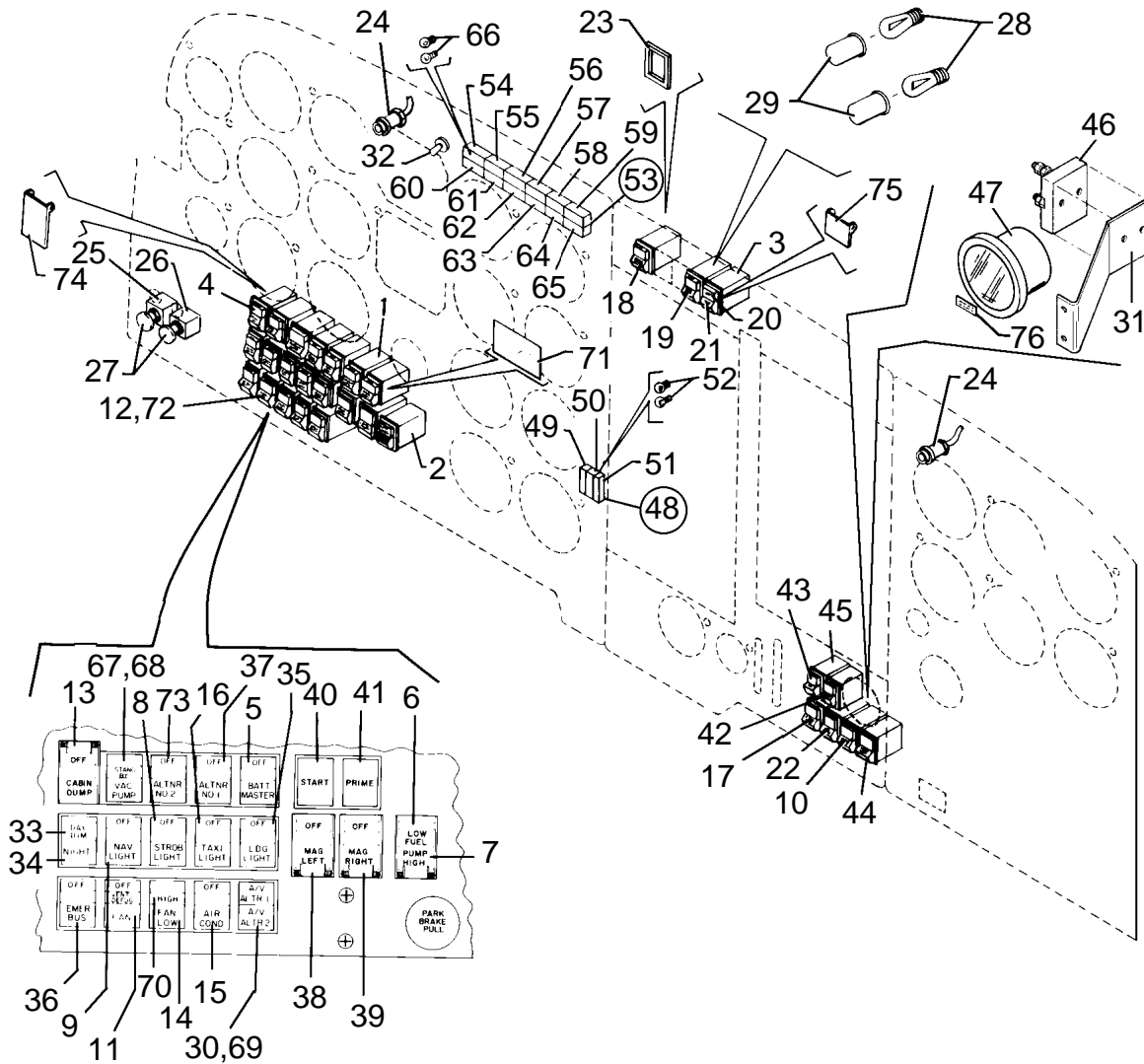


Figure 79. Instrument Panel Electrical Installation (PA-46-310P)
 (Serial Nos. 46-8408001 to 46-8408037)

Reissued: June 26, 1998

**PIPER AIRCRAFT
PA-46-310P/350P MALIBU
AIRPLANE PARTS CATALOG**

CODE EXPLANATIONS FOR FIGURE 79

- A - See Piper Service Letter No. 984.
- B - Switch 688 252 (AML24GBA2CA01)
- C - Switch 688 265 (AML24GBAZAA04)
- D - Switch 688 266 (AML31FBA4AC)
- E - See Piper Service Bulletin No. 883.

PIPER AIRCRAFT

PA-46-310P/350P MALIBU

AIRPLANE PARTS CATALOG

Figure and Index Number	Part Number	Code	Nomenclature	No. Req.	Serial Numbers Affected
79-	84327		DRAWING - Instrument Panel Equipment and Wiring Installation		
	84433		DRAWING - Instrument Panel Lighting Installation		
	84534		DRAWING - Cabin Pressurization Electrical Installation		
	84614		DRAWING - Vent/Defog Electrical Installation		
	84333		DRAWING - Vent Blower/Air Conditioning Electrical Installation		
	84324		DRAWING - Strobe and Navigation Lights Installation		
	84323		DRAWING - Taxi Lights Installation		
	84321		DRAWING - Gear and Stall Warning Installation		
	84559		DRAWING - Ground Clearance and Radio Master Installation		
	84574		DRAWING - Surface Deice Electrical Installation		
	84573		DRAWING - Prop Heat Electrical Installation		
	84576		DRAWING - Windshield Heat Electrical Installation		
	84578		DRAWING - Wing Ice Light Electrical Installation		
	84414		DRAWING - Avionics Lighting Installation		
	84602		DRAWING - Standby Vacuum Pump Electrical Installation		
-1	688 252		SWITCH	AR	
-2	688 265		SWITCH - Fuel pump	1	
-3	688 265		SWITCH - ELT	1	
-4	84589-02	B	CAP - Switch, rocker (Off)	AR	
-5	84589-06	B	CAP - Switch, rocker (Battery master)	1	
-6	84589-29	C	CAP - Switch, rocker (Low fuel)	1	
-7	84589-09	C	CAP - Switch, rocker (Pump, high)	1	
-8	84589-14	B	CAP - Switch, rocker (Strobe light)	1	
-9	84589-15	B	CAP - Switch, rocker (Nav light)	1	
-10	84589-27	B	CAP - Switch, rocker (Pitot heat)	1	
-11	84589-34	B	CAP - Switch, rocker (Vent-Defog)	1	
-12	84589-35	B	CAP - Switch, rocker (Fan)	1	
-13	84589-03	B	CAP - Switch, rocker (Cabin dump)	1	
-14	84589-17	B	CAP - Switch, rocker (Fan, low)	1	
-15	84589-16	B	CAP - Switch, rocker (Air condition)	1	
-16	84589-13	B	CAP - Switch, rocker (Taxi light)	1	
-17	84589-25	B	CAP - Switch, rocker (Stall warning heat)	1	
-18	84589-19	B	CAP - Switch, rocker (Radio Master)	1	
-19	84589-22	B	CAP - Switch, rocker (Ground clearance)	1	
-20	84589-41	C	CAP - Switch, rocker (Off, ELT)	1	
-21	84589-43	C	CAP - Switch, rocker (Test)	1	
-22	84589-26	B	CAP - Switch, rocker (Ice light)	1	
-23	585 208		SPACER - Switch	14	
-24	75619-06	E	LIGHT ASSEMBLY - Post	AR	
-25	481 374		POTENTIOMETER - Instrument panel lighting	1	
-26	481 374		POTENTIOMETER - Avionics instrument lighting	1	
-27	571 192		KNOB - Potentiometer	AR	
-28	472 200		BULB - Switch	AR	
-29	561 027		FILTER	AR	
-30	84589-47	B	CAP - Switch, rocker (A/V Altr 2)	1	
-31	85261-02		BRACKET - Shunt, prop heat	1	
-32	487 904		SWITCH - Annunciator panel lights	1	
-33	84589-39	B	CAP - Switch, rocker (Day-dim)	1	
-34	84589-36	B	CAP - Switch, rocker (Night)	1	
-35	84589-12	B	CAP - Switch, rocker (Landing light)	1	
-36	84589-18	B	CAP - Switch, rocker (Emergency bus)	1	
-37	84589-04	B	CAP - Switch, rocker (Alternator no. 1)	1	
-38	84589-10	B	CAP - Switch, rocker (Mag left)	1	
-39	84589-11	B	CAP - Switch, rocker (Mag right)	1	

When ordering, always specify Part Number, Description, and Serial Number of Aircraft

Reissued: September 10, 2006

PIPER AIRCRAFT

PA-46-310P/350P MALIBU

AIRPLANE PARTS CATALOG

Figure and Index Number	Part Number	Code	Nomenclature	No. Req.	Serial Numbers Affected
<u>79-40</u>	<u>84589-37</u>	<u>B</u>	CAP - Switch, rocker (Start)	1	
<u>-41</u>	<u>84589-38</u>	<u>B</u>	CAP - Switch, rocker (Prime)	1	
<u>-42</u>	<u>84589-24</u>	<u>B</u>	CAP - Switch, rocker (Prop heat)	1	
<u>-43</u>	<u>84589-42</u>	<u>D</u>	CAP - Switch, rocker (Surface deice)	1	
<u>-44</u>	<u>84589-28</u>	<u>B</u>	CAP - Switch, rocker (Wshld heat)	1	
<u>-45</u>	<u>688 266</u>		SWITCH - Surface deice	1	
<u>-46</u>	<u>486 663</u>		SHUNT - Prop heat	1	
<u>-47</u>	<u>751 286</u>		AMMETER - Prop heat	1	
<u>-48</u>	<u>572 607</u>		LIGHT ASSEMBLY - Gear light indicator	1	
<u>-49</u>	<u>764 696</u>		* CAP ASSEMBLY - Left gear	1	
<u>-50</u>	<u>764 697</u>		* CAP ASSEMBLY - Nose gear	1	
<u>-51</u>	<u>764 698</u>		* CAP ASSEMBLY - Right gear	1	
<u>-52</u>	<u>472 028</u>		* LAMP	6	
<u>-53</u>	<u>572 606</u>		LIGHT ASSEMBLY - Annunciator panel	1	
<u>-54</u>	<u>764 701</u>		* CAP ASSEMBLY - Gear warning	1	
<u>-55</u>	<u>764 702</u>		* CAP ASSEMBLY - Door ajar	1	
<u>-56</u>	<u>764 703</u>		* CAP ASSEMBLY - Oil pressure	1	
<u>-57</u>	<u>764 704</u>		* CAP ASSEMBLY - Vacuum low	1	
<u>-58</u>	<u>764 705</u>		* CAP ASSEMBLY - Fuel pump high	1	
<u>-59</u>	<u>764 706</u>		* CAP ASSEMBLY - Surface deice	1	
<u>-60</u>	<u>764 707</u>		* CAP ASSEMBLY - Cabin altitude	1	
<u>-61</u>	<u>764 708</u>		* CAP ASSEMBLY - Starter engage	1	
<u>-62</u>	<u>764 709</u>		* CAP ASSEMBLY - Alternator	1	
<u>-63</u>	<u>764 710</u>		* CAP ASSEMBLY - Overboost	1	
<u>-64</u>	<u>764 711</u>		* CAP ASSEMBLY - Oxygen	1	
<u>-65</u>	<u>764 712</u>	<u>A</u>	* CAP ASSEMBLY - Spare	1	
<u>-66</u>	<u>472 028</u>		* LAMP	24	
<u>-67</u>	<u>84589-44</u>		CAP - Switch, rocker (Stand by)	1	
<u>-68</u>	<u>84589-45</u>		CAP - Switch, rocker (Vac pump)	1	
<u>-69</u>	<u>84589-46</u>		CAP - Switch, rocker (A/V Altr 1)	1	
<u>-70</u>	<u>84589-30</u>		CAP - Switch, rocker (High)	1	
<u>-71</u>	<u>84570-03</u>		GUARD ASSEMBLY - Magneto switch	1	
<u>-72</u>	<u>688 267</u>		SWITCH - Vent blower	1	
<u>-73</u>	<u>84589-05</u>		CAP - Switch, rocker (Alternator no. 2)	1	
<u>-74</u>	<u>84570-13</u>		GUARD ASSEMBLY - Cabin dump switch	1	
<u>-75</u>	<u>84381-05</u>		GUARD ASSEMBLY - ELT switch	1	
<u>-76</u>	<u>583 531</u>		PLACARD - Prop heat amps	1	

When ordering, always specify Part Number, Description, and Serial Number of Aircraft

PIPER AIRCRAFT
PA-46-310P/350P MALIBU
AIRPLANE PARTS CATALOG

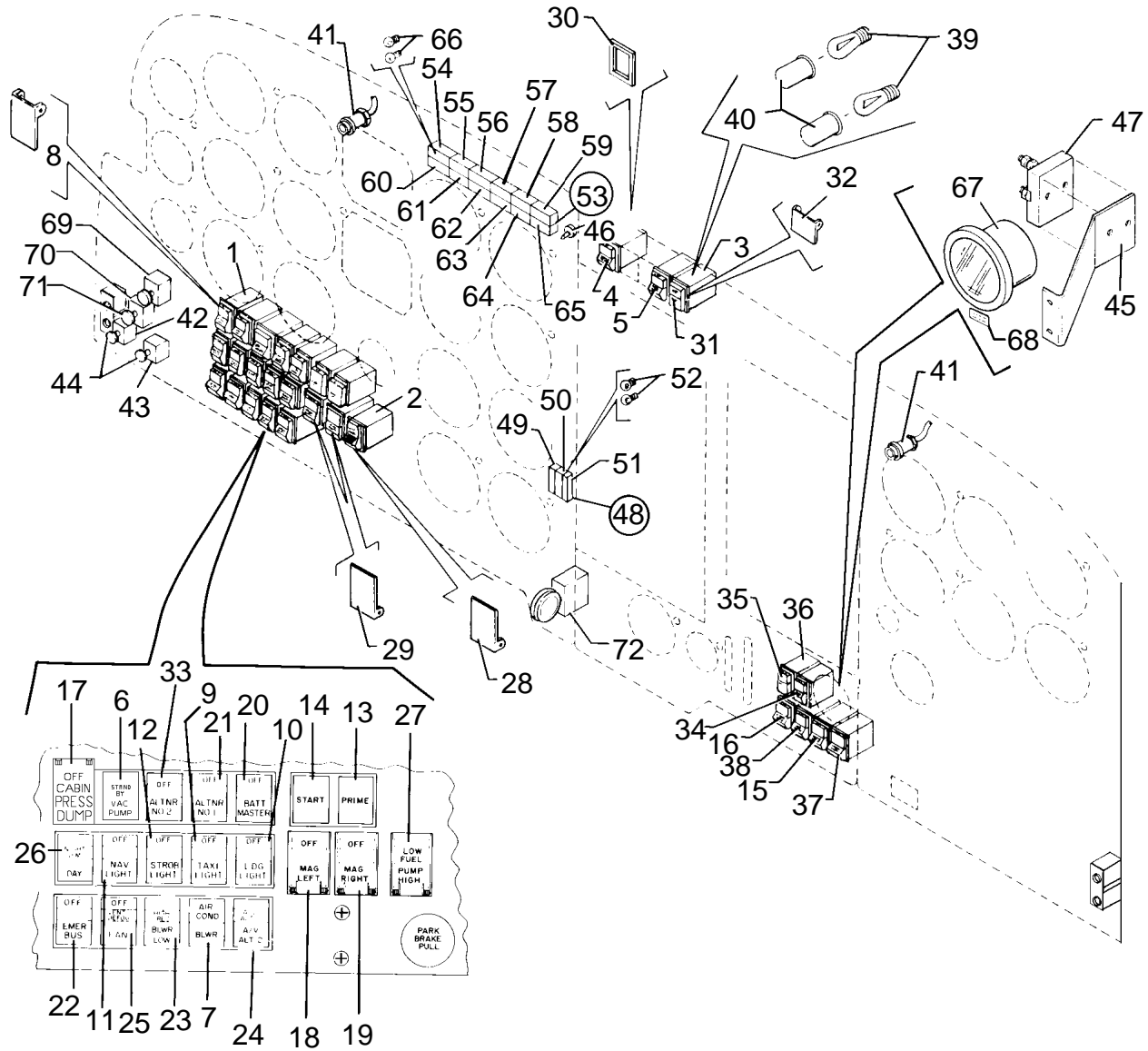


Figure 79A. Instrument Panel Electrical Installation (PA-310P)
 (Serial Nos. 46-8408038 and up)

Reissued: June 26, 1998

**PIPER AIRCRAFT
PA-46-310P/350P MALIBU
AIRPLANE PARTS CATALOG**

CODE EXPLANATIONS FOR FIGURE 79A

- A - See Figure 66A.
- B - Switch 688 296
- C - Switch 688 298
- D - Switch 688 302
- E - Switch 688 297
- F - See Piper Service Bulletin No.883.

PIPER AIRCRAFT

PA-46-310P/350P MALIBU

AIRPLANE PARTS CATALOG

Figure and Index Number	Part Number	Code	Nomenclature	No. Req.	Serial Numbers Affected
79A-	84327		DRAWING - Instrument Panel Equipment and Wiring Installation		
	84433		DRAWING - Instrument Panel Lighting Installation		
	84534		DRAWING - Cabin Pressurization Electrical Installation		
	84614		DRAWING - Vent/Defog Electrical Installation		
	84333		DRAWING - Vent Blower/Air Conditioning Electrical Installation		
	84324		DRAWING - Strobe and Navigation Lights Installation		
	84323		DRAWING - Taxi Lights Installation		
	84321		DRAWING - Gear and Stall Warning Installation		
	84559		DRAWING - Ground Clearance and Radio Master Installation		
	84574		DRAWING - Surface Deice Electrical Installation		
	84573		DRAWING - Prop Heat Electrical Installation		
	84576		DRAWING - Windshield Heat Electrical Installation		
	84578		DRAWING - Wing Ice Light Electrical Installation		
	84414		DRAWING - Avionics Lighting Installation		
	84602		DRAWING - Standby Vacuum Pump Electrical Installation		
-1	688 296		SWITCH		AR
-2	688 298		SWITCH - Fuel pump	1	
-3	688 302		SWITCH - ELT	1	
-4	84622-17	B	CAP - Switch (Radio Master)	1	
-5	84622-20	B	CAP - Switch (Ground Clearance)	1	
-6	84622-41	B	CAP - Switch (Standby Vac Pump)	1	
-7	84622-14	B	CAP - Switch (Air Cond Blwr)	1	
-8	463 630		GUARD ASSEMBLY - Switch	1	
-9	84622-11	B	CAP - Switch (Taxi Light)	1	
-10	84622-10	B	CAP - Switch (Ldg. Light)	1	
-11	84622-13	B	CAP - Switch (Nav. Light),	1	
-12	84622-12	B	CAP - Switch (Strobe Light)	1	
-13	84622-35	E	CAP - Switch (Prime)	1	
-14	84622-34	E	CAP - Switch (Start)	1	
-15	84622-25	B	CAP - Switch (Pitot Heat)	1	
-16	84622-23	B	CAP - Switch (S. Wrn. Heat)	1	
-17	84622-01	B	CAP - Switch (Cabin Press. Dump)	1	
-18	84622-08	B	CAP - Switch (Mag Left)	1	
-19	84622-09	B	CAP - Switch (Mag Right)	1	
-20	84622-04	B	CAP - Switch (Batt. Master)	1	
-21	84622-02	B	CAP - Switch (Altr. No. 1)	1	
-22	84622-16	B	CAP - Switch (Emer. Bus)	1	
-23	84622-15	B	CAP - Switch (High Rec. Blwr. Low)	1	
-24	84622-30	B	CAP - Switch (AV Altr. 1 /AV Altr. 2)	1	
-25	84622-28	B	CAP - Switch (Vent/Defog Fan)	1	
-26	84622-06	B	CAP - Switch (Night Dim Day)	1	
-27	84622-07	C	CAP - Switch (Low Fuel Pump High)	1	
-28	463 633		GUARD - Switch	1	
-29	463 630		GUARD - Switch	2	
-30	687 211		SPACER - Switch	12	
-31	84622-40	D	CAP - Switch (Test)	1	
-32	84381-07		GUARD ASSEMBLY - Switch, ELT	1	
-33	84622-03	B	CAP - Switch (Altr. No. 2)	1	
-34	84622-22	B	CAP - Switch (Prop Heat)	1	
-35	84622-36	E	CAP - Switch (Surf Deice)	1	
-36	688 297		SWITCH - Surface deice	1	
-37	84622-26	B	CAP - Switch (W Shield Heat)	1	
-38	84622-24	B	CAP - Switch (Ice Light)	1	
-39	472 200		BULB - Switch	AR	
-40	561 027		FILTER	AR	

When ordering, always specify Part Number, Description, and Serial Number of Aircraft

Reissued: June 26, 1998

**PIPER AIRCRAFT
PA-46-310P/350P MALIBU
AIRPLANE PARTS CATALOG**

Figure and Index Number	Part Number	Code	Nomenclature	No. Req.	Serial Numbers Affected
79A-41	75619-06	F	LIGHT ASSEMBLY - Post	AR	
-42	481 374		POTENTIOMETER - Instrument panel lighting	1	
-43	481 374		POTENTIOMETER - Avionics instrument lighting	1	
-44	571 192		KNOB - Potentiometer	AR	
-45	85261-02		BRACKET- Shunt. prop heat	1	
-46	487 904		SWITCH - Annunciator panel lights	1	
-47	486 663		SHUNT - Prop heat	1	
-48	572 607		LIGHT ASSEMBLY - Gear light indicator	1	
-49	764 696		* CAP ASSEMBLY - Left gear	1	
-50	764 697		* CAP ASSEMBLY - Nose gear	1	
-51	764 698		* CAP ASSEMBLY - Right gear	1	
-52	472 028		* LAMP	6	
-53	572 606		LIGHT ASSEMBLY - Annunciator panel	1	
-54	764 701		* CAP ASSEMBLY - Gear warning	1	
-55	764 702		* CAP ASSEMBLY - Door ajar	1	
-56	764 703		* CAP ASSEMBLY - Oil pressure	1	
-57	764 704		* CAP ASSEMBLY - Vacuum low	1	
-58	764 705		* CAP ASSEMBLY - Fuel pump high	1	
-59	764 706		* CAP ASSEMBLY - Surface deice	1	
-60	764 707		* CAP ASSEMBLY - Cabin altitude	1	
-61	764 708		* CAP ASSEMBLY - Starter engage	1	
-62	764 709		* CAP ASSEMBLY - Alternator	1	
-63	764 764		* CAP ASSEMBLY - Flaps	1	46-8608001 thru 46-8608067 and 4608001 and up
-64	764 711		* CAP ASSEMBLY - Oxygen	1	
-65	764 768		* CAP ASSEMBLY - Hydraulic pump	1	
-66	472 028		* LAMP	24	
-67	751 286		AMMETER - Prop heat	1	
-68	583 531		PLACARD - Prop heat amps	1	
-69	481 374		POTENTIOMETER - Switch, lighting	1	46-8408075, 46-8408080, 46-8508027 thru 46-8608067 and 4608001 and up
-70	85523-02		RHEOSTAT - Dimmer control, standby/map lighting	1	
-71	571 162		KNOB - Rheostat	1	
-72		A	SWITCH - Gear Selector	1	4608008 and up

When ordering, always specify Part Number, Description, and Serial Number of Aircraft

PIPER AIRCRAFT PA-46-310P/350P MALIBU AIRPLANE PARTS CATALOG

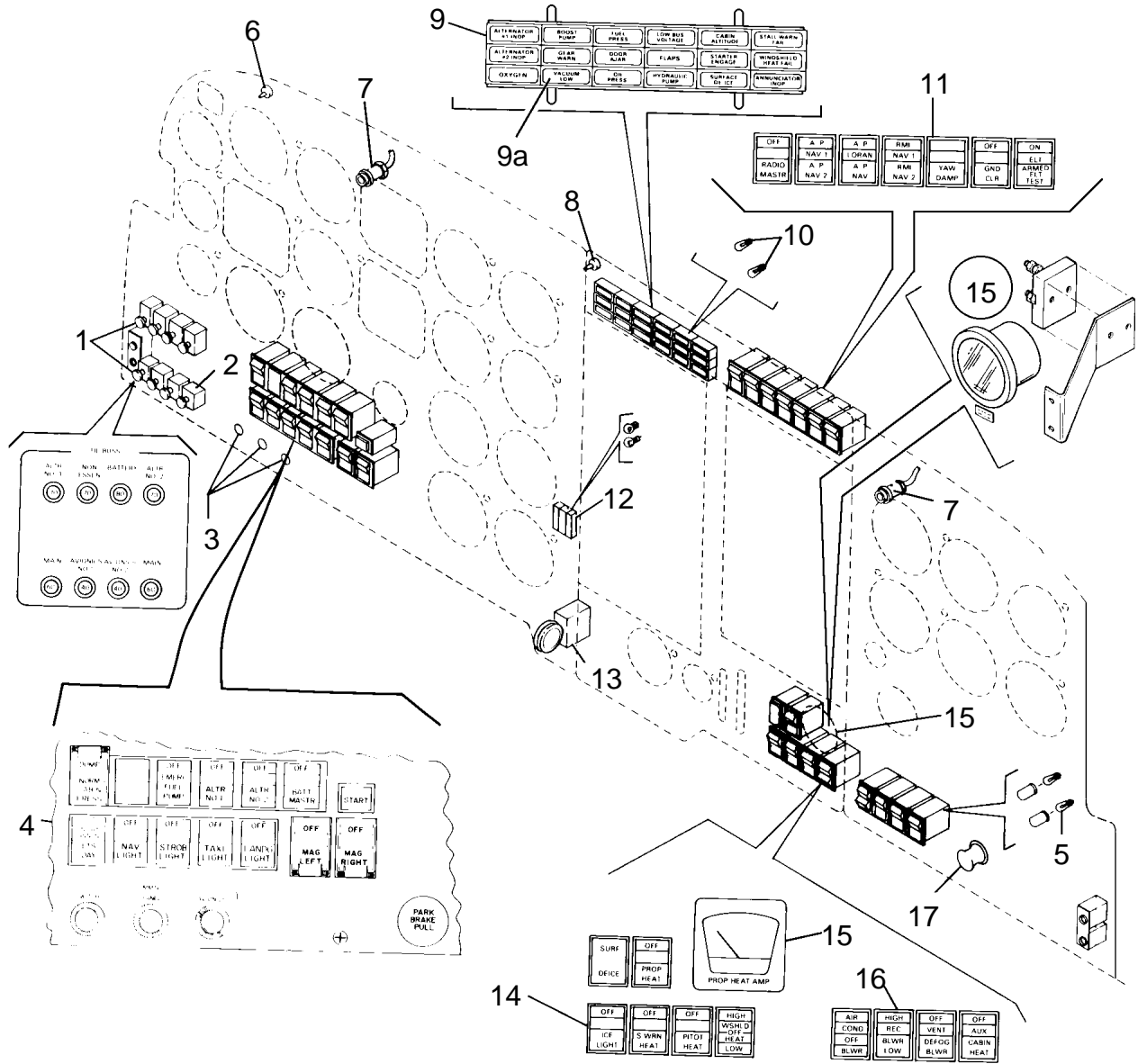


Figure 79B. Instrument Panel Electrical Installation (PA-46-350P)

Reissued: June 26, 1998

**PIPER AIRCRAFT
PA-46-310P/350P MALIBU
AIRPLANE PARTS CATALOG**

CODE EXPLANATIONS FOR FIGURE 79B

A - See latest revision of Service Bulletin 947.

PIPER AIRCRAFT

PA-46-310P/350P MALIBU

AIRPLANE PARTS CATALOG

Figure and Index Number	Part Number	Code	Nomenclature	No. Req.	Serial Numbers Affected
79B-	89810		DRAWING - Instrument Panel Equipment and Wiring Installation		
	89819		DRAWING - Flight Instrument Installation		
	89848		DRAWING - Cap Switch Tabulation		
	89821		DRAWING - Fuselage Harness Assembly		
	89833		DRAWING - Annunciator Panel Assembly		
	89859		DRAWING - Ground Clearance Switch Installation		
	84433		DRAWING - Instrument Panel Lighting Installation		
	84414		DRAWING - Avionics Lighting Installation		
	84574		DRAWING - Surface Deice Electrical Installation		
	84573		DRAWING - Prop Heat Electrical Installation		
	89818		DRAWING - Ice Light Electrical Installation		
	89817		DRAWING - Heated Windshield Electrical Installation		
	89864		DRAWING - Amp/Voltmeter Installation		
	84333		DRAWING - Vent Blower/Air Conditioning Electrical Installation		
	100516		DRAWING - Overhead Switch Panel Installation		
-1	89824-08		TIE BUS	1	
-2	454-758		CIRCUIT PROTECTOR - 60 amp	2	
	564-003		CIRCUIT PROTECTOR - 80 amp	1	
	564-007		CIRCUIT PROTECTOR - 40 amp	2	
	564-006		CIRCUIT PROTECTOR - 70 amp	3	
-3	481-374		DIMMER CONTROL - Switch lights series	1	
	481-374		DIMMER CONTROL - Panel lights series	1	
	481-374		DIMMER CONTROL - Avionics lights series	1	
-4	688-296		SWITCH - Cabin pressure dump	1	
	89848-09		CAP - Switch	1	
	463-630		GUARD - Switch	1	
	688-296		SWITCH - Emergency fuel pump	1	
	89848-06		CAP - Switch	1	
	688-296		SWITCH - Alternator No. 1	1	
	89848-15		CAP - Switch	1	
	688-296		SWITCH - Alternator No. 2	1	
	89848-16		CAP - Switch	1	
	688-296		SWITCH - Battery Master	1	
	89848-14		CAP - Switch	1	
	653-592		SWITCH - Start	1	
			CAP - Switch (included with switch)	1	
	486-872		SLEEVE - Switch	1	
	463-634		GUARD - Cap	1	
	688-296		SWITCH - Annunciator day/night dim	1	
	89848-24		CAP - Switch	1	
	688-296		SWITCH - Navigation light	1	
	89848-04		CAP - Switch	1	
	688-296		SWITCH - Strobe light	1	
	89848-05		CAP - Switch	1	
	688-296		SWITCH - Taxi light	1	
	89848-02		CAP - Switch	1	
	688-296		SWITCH - Landing light	1	
	89848-03		CAP - Switch	1	
	688-296		SWITCH - Magneto left	1	
	89848-10		CAP - Switch	1	
	463-630		GUARD - Switch	1	
	688-296		SWITCH - Magneto right	1	
	89848-11		CAP - Switch	1	
	463-630		GUARD - Switch	1	

When ordering, always specify Part Number, Description, and Serial Number of Aircraft

Reissued: September 10, 2006

PIPER AIRCRAFT

PA-46-310P/350P MALIBU

AIRPLANE PARTS CATALOG

Figure and Index Number	Part Number	Code	Nomenclature	No. Req.	Serial Numbers Affected
79B-5	472-200		BULB - Switch	2	
	561-027		FILTER - Bulb	2	
	407-130		LOCKWASHER - Switch	AR	
-6	487 904		SWITCH - Stall test button	1	
-7	75619-06		POST LIGHTING ASSEMBLY	AR	
	472-028		* BULB	AR	
-8	487-904		SWITCH - Annunciator test button	1	
-9	89833-03		PANEL ASSEMBLY - Annunciator	1	
	552-614		* ANNUNCIATOR	1	
	514 758		* SCREW - (MS24693C6B)	6	
	766 538		* CAP ASSEMBLY - Alternator No. 1 inop (Red) (89833-11)	1	
	766 539		* CAP ASSEMBLY - Boost pump (Red) (89833-12)	1	
	766 540		* CAP ASSEMBLY - Fuel pressure (Red) (89833-13)	1	
	653 631		* CAP ASSEMBLY - Low bus voltage (Red) (89833-14)	1	
	766 541		* CAP ASSEMBLY - Cabin altitude (Red) (89833-15)	1	
	766 542		* CAP ASSEMBLY - Annunciator inop (Amber) (89833-16)	1	
	766 543		* CAP ASSEMBLY - Alternator No. 2 inop (Red) (89833-17)	1	
	766 544		* CAP ASSEMBLY - Gear warning (Red) (89833-18)	1	
	766 527		* CAP ASSEMBLY - Door ajar (Red) (89833-19)	1	
	766 545		* CAP ASSEMBLY - Flaps (Red) (89833-20)	1	
	654 508		* CAP ASSEMBLY - Starter engage (Red) (89833-21)	1	
	766 546		* CAP ASSEMBLY - Oxygen (Amber) (89833-22)	1	
	766 533		* CAP ASSEMBLY - Oil pressure (Amber) (89833-24)	1	
	766 547		* CAP ASSEMBLY - Hydraulic pump (Amber) (89833-25)	1	
	766 515		* CAP ASSEMBLY - Surface deice (Green) (89833-26)	1	
	766 516		* CAP ASSEMBLY - Stall warning fail (Red) (89833-27)	1	
	766 526		* CAP ASSEMBLY - Windshield heat fail (Red) (89833-28)	1	
-9a	653 464	A	* CAP ASSEMBLY - Blank (Green)	1	
-10	472-028		* BULB - Light assembly annunciator	36	
-11	688-296		SWITCH - Radio master	1	
	89848-13		CAP - Switch	1	
	688-296		SWITCH - Ground clearance	1	
	89848-12		CAP - Switch	1	
	688-298		SWITCH - ELT test	1	
	89848-32		CAP - Switch	1	
	687-211		SPACER - Cover for switch location	AR	
-12	572-607		LIGHT ASSEMBLY - Landing gear	1	
	472-028		BULB	6	
	764-696		CAP ASSEMBLY - Left gear	1	
	764-697		CAP ASSEMBLY - Nose gear	1	
	764-698		CAP ASSEMBLY - Right gear	1	
-13	487-936		SWITCH - Gear selector	1	
	67439-02		KNOB - Switch (gear selector) Black	1	
-14	688-297		SWITCH - Surface deice	1	
	89848-26		CAP - Switch (654-468)	1	
	688-296		SWITCH - Prop heat	1	
	89848-17		CAP - Switch (654-459)	1	
	688-296		SWITCH - Wing ice light	1	
	89848-21		CAP - Switch (654-463)	1	
	688-296		SWITCH - Stall warning heat	1	
	89848-08		CAP - Switch	1	
	688-296		SWITCH - Pitot heat	1	
	89848-07		CAP - Switch	1	
	688-298		SWITCH - Windshield heat	1	
	89848-18		CAP - Switch	1	
	89893-02		LIGHT/SWITCH ASSEMBLY - C.H.T. indicator	1	4622076 and up
	514 701		*SCREW	2	

When ordering, always specify Part Number, Description, and Serial Number of Aircraft

**PIPER AIRCRAFT
PA-46-310P/350P MALIBU
AIRPLANE PARTS CATALOG**

Figure and Index Number	Part Number	Code	Nomenclature	No. Req.	Serial Numbers Affected
79B-15	751 286		AMMETER ASSEMBLY - Prop heat (84573-06)	1	
	583 531		PLACARD - Prop heat amps (87369-15)	1	
	85261-02		BRACKET	1	
	404-490		NUT - Ammeter	4	
	486 663		SHUNT - Prop heat	1	
	411-534		SCREW - Shunt	2	
	407-130		WASHER - Shunt	2	
	407-584		WASHER - Shunt	2	
	404-156		NUT - Shunt	2	
	-16	688 298		SWITCH - Air conditioning	1
89848-20			CAP- Switch	1	
688-296			SWITCH - Recirculation blower	1	
89848-19			CAP - Switch	1	
688-296			SWITCH - Defog blower	1	
89848-23			CAP - Switch	1	
688-296			SWITCH - Cabin heat	1	
89848-25			CAP - Switch	1	
-17	559 030		ELEMENT - Cigar lighter, with knob	1	
	455 035		CLAMP SHELL - Cigar lighter	1	
	494 411		WELL - Cigar lighter	1	

When ordering, always specify Part Number, Description, and Serial Number of Aircraft

Reissued: September 10, 2006

**PIPER AIRCRAFT
PA-46-310P/350P MALIBU
AIRPLANE PARTS CATALOG**

THIS PAGE INTENTIONALLY LEFT BLANK

**PIPER AIRCRAFT
PA-46-310P/350P MALIBU
AIRPLANE PARTS CATALOG**

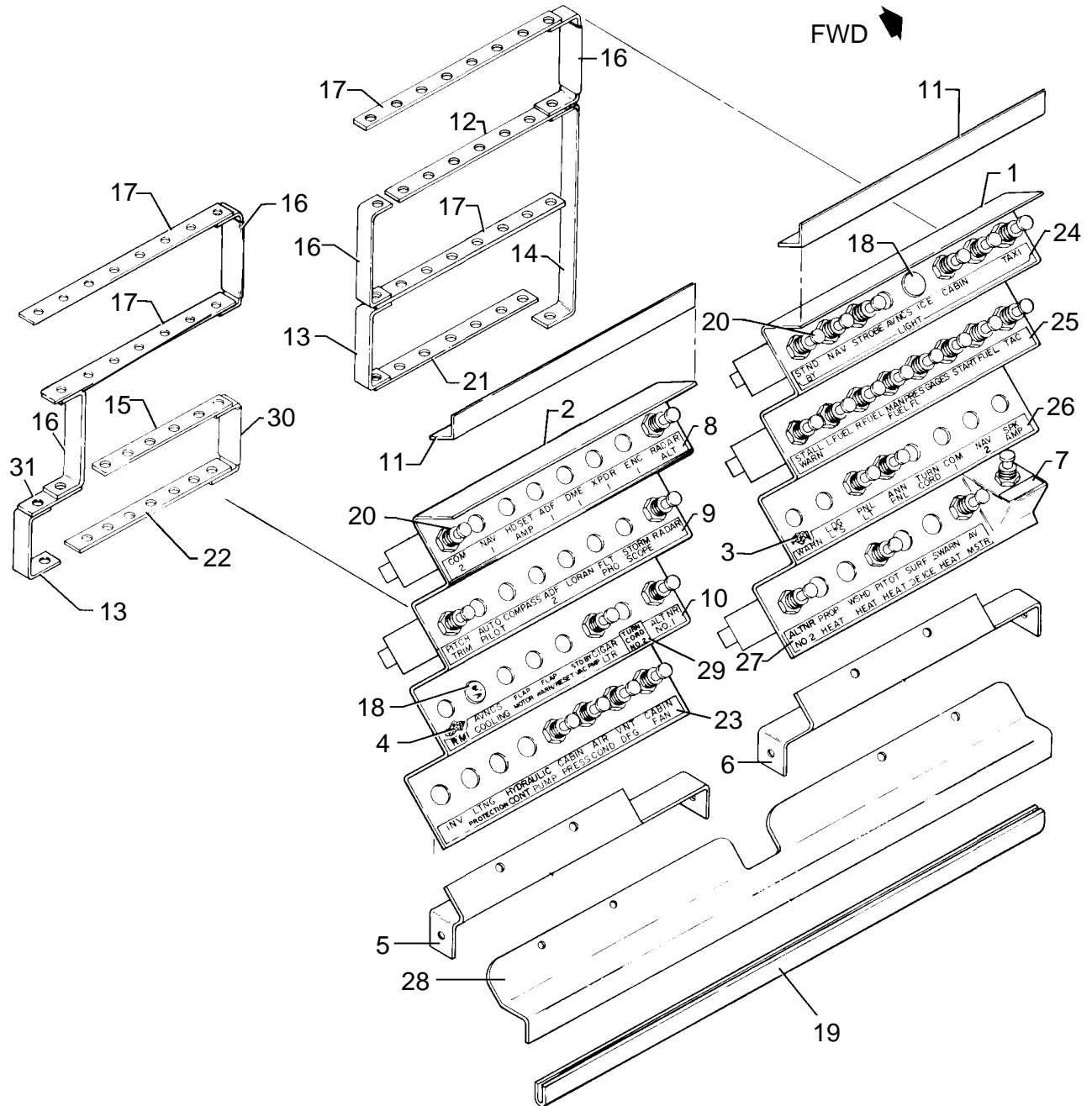


Figure 80. Circuit Breaker Panel Installation (PA-46-310P) (Typical)

Reissued: June 26, 1998

**PIPER AIRCRAFT
PA-46-310P/350P MALIBU
AIRPLANE PARTS CATALOG**

CODE EXPLANATIONS FOR FIGURE 80

- A - Used when ice light is installed.
- B - Some aircraft may vary depending on options.

**PIPER AIRCRAFT
PA-46-310P/350P MALIBU
AIRPLANE PARTS CATALOG**

Figure and Index Number	Part Number	Code	Nomenclature	No. Req.	Serial Numbers Affected
<u>80-</u>	<u>84353</u> <u>84310</u> <u>84311</u>		DRAWING - Circuit Breaker Panel Installation DRAWING - Aft Circuit Breaker Panel Assembly DRAWING - Forward Circuit Breaker Panel Assembly		
<u>-1</u>	<u>84590-02</u>		PANEL ASSEMBLY - Circuit breaker, forward	1	
<u>-2</u>	<u>84353-03</u>		PANEL ASSEMBLY - Circuit breaker, aft	1	
<u>-3</u>	<u>84594-02</u> <u>84595-04</u>	<u>A</u>	INSULATOR - Circuit breaker panel, forward INSULATOR - Circuit breaker panel, forward	1 1	
<u>-4</u>	<u>84594-03</u>		INSULATOR - Circuit breaker panel, aft	1	
<u>-5</u>	<u>84353-11</u>		ANGLE ASSEMBLY - Circuit breaker panel	1	
<u>-6</u>	<u>84353-13</u>		ANGLE ASSEMBLY - Circuit breaker panel	1	
<u>-7</u>	<u>84967-26</u>		DECAL - Forward, "Battery Feeder"	1	
<u>-8</u>	<u>84967-33</u>		DECAL - Aft, upper	1	
<u>-9</u>	<u>84967-32</u>		DECAL - Aft, upper center	1	
<u>-10</u>	<u>84967-31</u> <u>84967-65</u>		DECAL - Aft, lower center DECAL - Aft, lower center	1 1	46-8408001 thru 46-8508109 46-8608001 thru 46-8608067 and 4608001 and up
<u>-11</u>	<u>84353-09</u>		CHANNEL ASSEMBLY - Circuit breaker panel	2	
<u>-12</u>	<u>84358-08</u> <u>84358-07</u>		BUS - Electric (6.161L) BUS - Electric (5.338L)	1 1	46-8408001 thru 46-8408046 46-8408047 thru 46-8608067 and 4608001 and up
<u>-13</u>	<u>84510-08</u>		BUS - Electric	2	
<u>-14</u>	<u>84510-06</u>		BUS - Electric	1	
<u>-15</u>	<u>84358-04</u> <u>84358-06</u>		BUS - Electric (2.869L) BUS - Electric (4.515L)	1 1	46-8408001 thru 46-8508109 46-8608001 thru 46-8608067 and 4608001 and up
<u>-16</u>	<u>84357-02</u>		BUS - Electric	AR	
<u>-17</u>	<u>84358-08</u>	<u>B</u>	BUS - Electric (6.161L)	4	
<u>-18</u>	<u>553 523</u>		BUTTON - Plug	AR	
<u>-19</u>	<u>187 537</u>		MOULDING - (CH-22)	16'	
<u>-20</u>	<u>454 736</u> <u>454 789</u> <u>454 738</u> <u>454 738</u> <u>454 739</u> <u>454 732</u> <u>454 788</u> <u>454 641</u> <u>454 734</u> <u>454 638</u> <u>454 764</u> <u>454 763</u> <u>454 758</u>		CIRCUIT BREAKER - 3 amp, forward panel CIRCUIT BREAKER - 3 amp, aft panel CIRCUIT BREAKER - 5 amp CIRCUIT BREAKER - 5 amp, standby alternator CIRCUIT BREAKER - 7.5 amp CIRCUIT BREAKER - 10 amp CIRCUIT BREAKER - 10 amp, pitot heat CIRCUIT BREAKER - 10 amp, stall warning CIRCUIT BREAKER - 15 amp CIRCUIT BREAKER - 20 amp CIRCUIT BREAKER - 25 amp CIRCUIT BREAKER - 35 amp CIRCUIT BREAKER - 60 amp	AR AR AR 1 AR AR AR AR AR AR AR AR AR AR AR AR AR AR	
<u>-21</u>	<u>84510-13</u>		BUS - Electric	1	
<u>-22</u>	<u>84358-08</u> <u>84358-07</u>		BUS - Electric (6.161 L.) BUS - Electric	3 1	46-8408001 thru 46-8608044 46-8608045 thru 46-8608067 and 4608001 and up
<u>-23</u>	<u>84967-30</u> <u>84967-71</u>		DECAL - Aft, lower DECAL - Aft, lower	1 1	46-8408001 thru 46-8608067 and 4608001 thru 4608007 4608008 and up
<u>-24</u>	<u>84967-29</u>		DECAL - Forward, upper	1	
<u>-25</u>	<u>84967-28</u>		DECAL - Forward, upper center	1	
<u>-26</u>	<u>84967-27</u>		DECAL - Forward, lower center	1	
<u>-27</u>	<u>84967-25</u>		DECAL - Forward, lower	1	
<u>-28</u>	<u>84353-30</u>		CLOSEOUT - Panel	1	
<u>-29</u>	<u>84967-46</u>		DECAL - Turn cord no. 2	1	

When ordering, always specify Part Number, Description, and Serial Number of Aircraft

Reissued: June 26, 1998

**PIPER AIRCRAFT
PA-46-310P/350P MALIBU
AIRPLANE PARTS CATALOG**

Figure and Index Number	Part Number	Code	Nomenclature	No. Req.	Serial Numbers Affected
<u>80-30</u>	<u>84510-11</u>		BUS - Electric	1	
<u>-31</u>	<u>84358-02</u>	<u>B</u>	BUS - Electric	1	

When ordering, always specify Part Number, Description, and Serial Number of Aircraft

Reissued: June 26, 1998

**PIPER AIRCRAFT
PA-46-310P/350P MALIBU
AIRPLANE PARTS CATALOG**

CODE EXPLANATIONS FOR FIGURE 80A

- A - For top three aft pilot circuit breaker EL Panels.
- B - For all forward pilot circuit breaker EL Panels.
- C - PA-46-310P only.
- D - PA-46-350P only.

PIPER AIRCRAFT

PA-46-310P/350P MALIBU

AIRPLANE PARTS CATALOG

Figure and Index Number	Part Number	Code	Nomenclature	No. Req.	Serial Numbers Affected
80A-	89802		DRAWING - Bus Power Installation		
	89804		DRAWING - Circuit Breaker Panel, Pilot Fwd		
	89805		DRAWING - Circuit Breaker Panel, Pilot Aft		
-1	89843-03		PANEL ASSEMBLY - Circuit breaker, pilot, aft	1	
-2	89843-02		PANEL ASSEMBLY - Circuit breaker, pilot, fwd	1	
-3	84358-8		BUS BAR - Electric	1	
-4	89839-11		BUS BAR - Electric	3	
-5	89839-08		BUS BAR - Electric	2	
-6	89839-10		BUS BAR - Electric	2	
-7	89839-02		BUS BAR - Electric	2	
-8	89839-15		BUS BAR - Electric	1	
-9	84358-04		BUS BAR - Electric	1	
-10	89839-05		BUS BAR - Electric	1	
-11	89839-14		BUS BAR - Electric	2	
-12	84358-05		BUS BAR - Electric	1	
-13	89839-07		BUS BAR - Electric	1	
-14	553 523		BUTTON - Plug	AR	
-15	454 736		CIRCUIT BREAKER - (3A)	AR	
	454 738		CIRCUIT BREAKER - (5A)	AR	
	454 739		CIRCUIT BREAKER - (7.5A)	AR	
	454 732		CIRCUIT BREAKER - (10A)	AR	
	454 733		CIRCUIT BREAKER - (1.5A)	AR	
	454 734		CIRCUIT BREAKER - (15A)	AR	
	652 409		CIRCUIT BREAKER - (25A)	AR	
-16	84594-03		INSULATOR - Fwd pilot CB panel	1	
-17	84594-02		INSULATOR - Aft pilot CB panel	1	
-18	84186-03	C	INSULATOR - Pilot CB panel frames	3	
	84186-04	D	INSULATOR - Pilot CB panel frames	1	
-19	89846-04		BRACKET ASSEMBLY - CB Panel mounting	1	
-20	89846-02		BRACKET ASSEMBLY - CB Panel mounting	1	
-21	89846-06	C	CLOSEOUT - CB panel trim	1	
	89846-07	D	CLOSEOUT - CB panel trim	1	
-22	89844-02		EL PANEL - Aft CB panel, top	1	
	404 596	A	NUT - (MS20341-4S)	9	
	407 040	A	WASHER	9	
	407 561	A	WASHER - (AN960-4)	9	
-23	89844-03		EL PANEL - Aft CB panel, top center	1	
-24	89844-04		EL PANEL - Aft CB panel, bottom center	1	
-25	89805-03		PLATE - Aft CB panel, bottom	1	
	515 716		SCREW	3	
	404 908		NUT - (MS20365-440c)	3	
	407 561		WASHER - (AN960-4)	3	
-26	89844-06		EL PANEL - Fwd CB panel, top	1	
	404 596	B	NUT - (MS20341-4S)	12	
	407 040	B	WASHER - (MS35338-40)	12	
	407 561	B	WASHER - (AN960-4)	12	
-27	89844-07		EL PANEL - Fwd CB panel, top center	1	
-28	89844-08		EL PANEL - Fwd CB panel, bottom center	1	
-29	89844-09		EL PANEL - Fwd CB panel, bottom	1	

When ordering, always specify Part Number, Description, and Serial Number of Aircraft

Reissued: September 10, 2006

**PIPER AIRCRAFT
PA-46-310P/350P MALIBU
AIRPLANE PARTS CATALOG**

THIS PAGE INTENTIONALLY LEFT BLANK

PIPER AIRCRAFT
PA-46-310P/350P MALIBU
AIRPLANE PARTS CATALOG

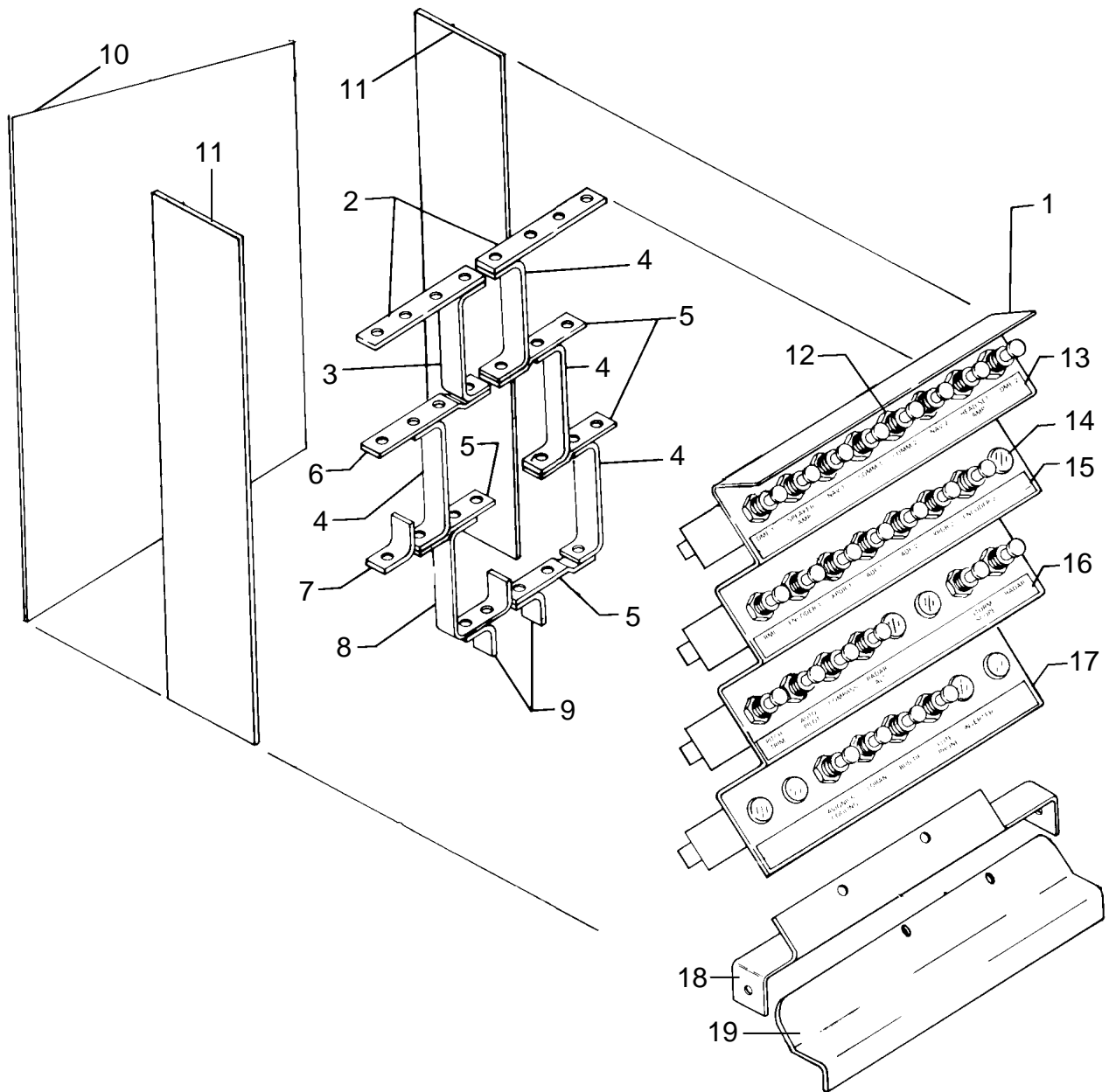


Figure 80B. Copilot Circuit Breaker Panel Installation
(PA-46-350P) (Typical)

Reissued: June 26, 1998

**PIPER AIRCRAFT
PA-46-310P/350P MALIBU
AIRPLANE PARTS CATALOG**

CODE EXPLANATIONS FOR FIGURE 80B

A - For all copilot circuit breaker EL Panels.

PIPER AIRCRAFT

PA-46-310P/350P MALIBU

AIRPLANE PARTS CATALOG

Figure and Index Number	Part Number	Code	Nomenclature	No. Req.	Serial Numbers Affected
<u>80B</u>	<u>89802</u> <u>89806</u>		DRAWING - Bus Power Installation DRAWING - Circuit Breaker Panel, Copilot		
<u>-1</u>	<u>89843-04</u>		PANEL ASSEMBLY - Circuit breaker, copilot	1	
<u>-2</u>	<u>84358-04</u>		BUS BAR - Electric	2	
<u>-3</u>	<u>89839-10</u>		BUS BAR - Electric	1	
<u>-4</u>	<u>89839-11</u>		BUS BAR - Electric	4	
<u>-5</u>	<u>89839-03</u>		BUS BAR - Electric	4	
<u>-6</u>	<u>89839-04</u>		BUS BAR - Electric	1	
<u>-7</u>	<u>89839-12</u>		BUS BAR - Electric	1	
<u>-8</u>	<u>89839-16</u>		BUS BAR - Electric	1	
<u>-9</u>	<u>89839-14</u>		BUS BAR - Electric	2	
<u>-10</u>	<u>84594-03</u>		INSULATOR - Copilot CB panel, skin	1	
<u>-11</u>	<u>84186-03</u>		INSULATOR - Copilot CB panel frames	2	
<u>-12</u>	<u>454-736</u>		CIRCUIT BREAKER - (3A)	AR	
	<u>454-738</u>		CIRCUIT BREAKER - (5A)	AR	
	<u>454-732</u>		CIRCUIT BREAKER - (10A)	AR	
	<u>652-409</u>		CIRCUIT BREAKER - (25A)	AR	
<u>-13</u>	<u>89844-10</u>		EL PANEL - Copilot CB panel, top	1	
	<u>404-596</u>	<u>A</u>	NUT - (MS20341-4S)	12	
	<u>407-040</u>	<u>A</u>	WASHER - (MS3533B-40)	12	
	<u>407-561</u>	<u>A</u>	WASHER - (AN960-4)	12	
<u>-14</u>	<u>553-523</u>		BUTTON - Plug	AR	
<u>-15</u>	<u>89844-11</u>		EL PANEL - Copilot CB panel, top middle	1	
<u>-16</u>	<u>89844-12</u>		EL PANEL - Copilot CB panel, bottom middle	1	
<u>-17</u>	<u>89844-13</u>		EL PANEL - Copilot CB panel, bottom	1	
<u>-18</u>	<u>89842-02</u>		BRACKET ASSEMBLY - CB panel mounting	1	
<u>-19</u>	<u>89846-07</u>		CLOSEOUT - CB panel trim	1	

When ordering, always specify Part Number, Description, and Serial Number of Aircraft

Reissued: June 26, 1998

**PIPER AIRCRAFT
PA-46-310P/350P MALIBU
AIRPLANE PARTS CATALOG**

THIS PAGE INTENTIONALLY LEFT BLANK

**PIPER AIRCRAFT
PA-46-310P/350P MALIBU
AIRPLANE PARTS CATALOG**

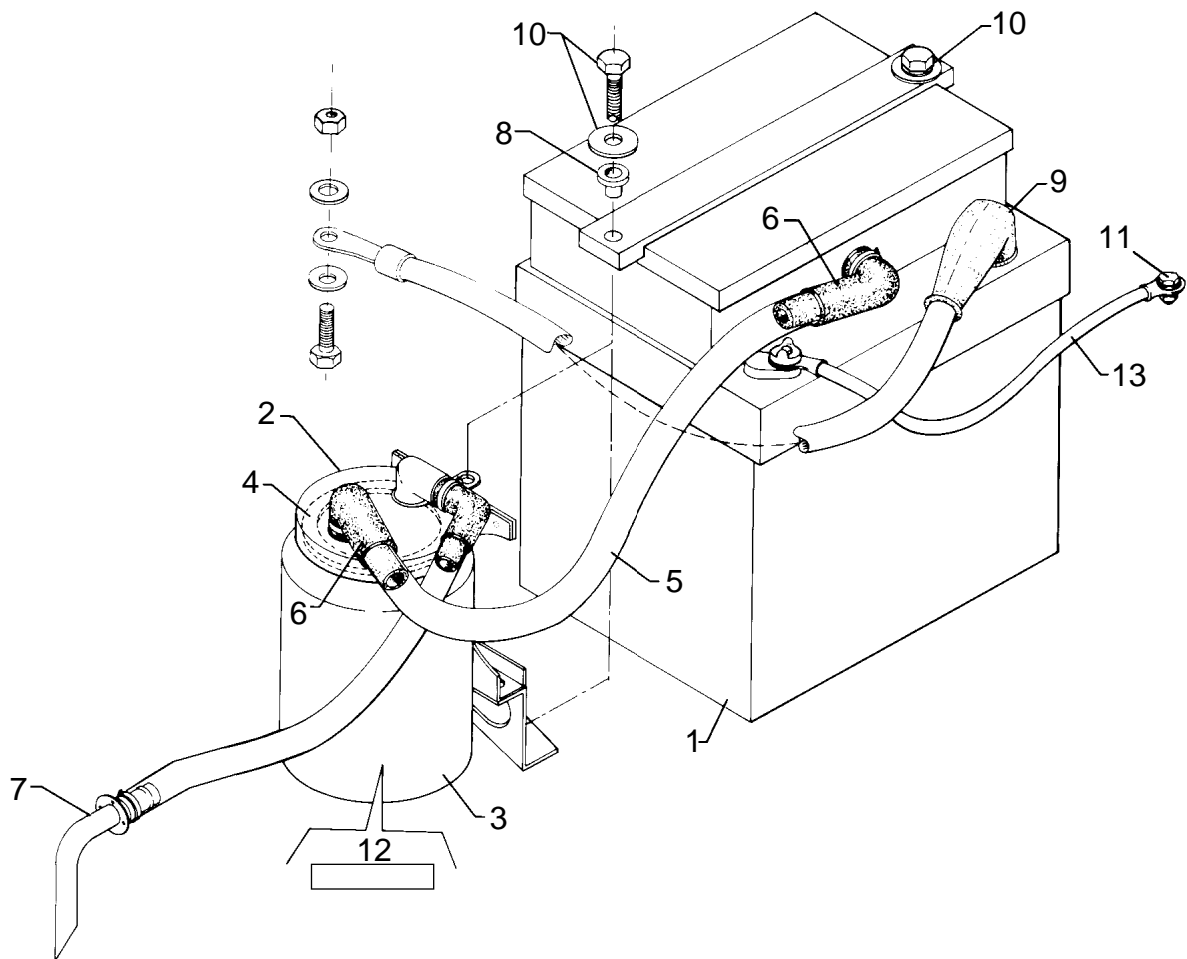


Figure 81. Battery Installation

Reissued: June 26, 1998

**PIPER AIRCRAFT
PA-46-310P/350P MALIBU
AIRPLANE PARTS CATALOG**

CODE EXPLANATIONS FOR FIGURE 81

**PIPER AIRCRAFT
PA-46-310P/350P MALIBU
AIRPLANE PARTS CATALOG**

Figure and Index Number	Part Number	Code	Nomenclature	No. Req.	Serial Numbers Affected
81-	84431		DRAWING - Battery Installation		
-1	758 609		BATTERY - with electrolyte	1	
-2	557 370		COVER ASSEMBLY - Sump jar	1	
-3	487 768		SUMP JAR	1	
	411 534		SCREW- (MS35207-265) to secure sump jar	1	
	690 612		WASHER - (NAS1149FO363P) to secure sump jar	1	
-4	686 046		RING - Seal	1	
-5	289 505		HOSE	AR	
-6	559 031		ELBOW	2	
-7	84356-02		TUBE ASSEMBLY - Sump overflow	1	
-8	84316-02		INSULATOR - Battery	2	
-9	66580-02		NIPPLE - Electrical	1	
-10	400 496		BOLT - (AN3-73A)	2	
	407 800		WASHER - (AN970-3)	2	
-11	400 003		BOLT - (AN4-6A)	1	
	407 565		WASHER - (AN960-416)	3	
	404 888		NUT - (MS20365-428C)	1	
-12	680 145		PAD - Felt	1	
-13	84350-09		CABLE ASSEMBLY - Battery, ground	1	
-14	100629-02		TUBE ASSEMBLY - Battery vent	1	4622190 and up

When ordering, always specify Part Number, Description, and Serial Number of Aircraft

Reissued: September 10, 2006

**PIPER AIRCRAFT
PA-46-310P/350P MALIBU
AIRPLANE PARTS CATALOG**

THIS PAGE INTENTIONALLY LEFT BLANK

PIPER AIRCRAFT
PA-46-310P/350P MALIBU
AIRPLANE PARTS CATALOG

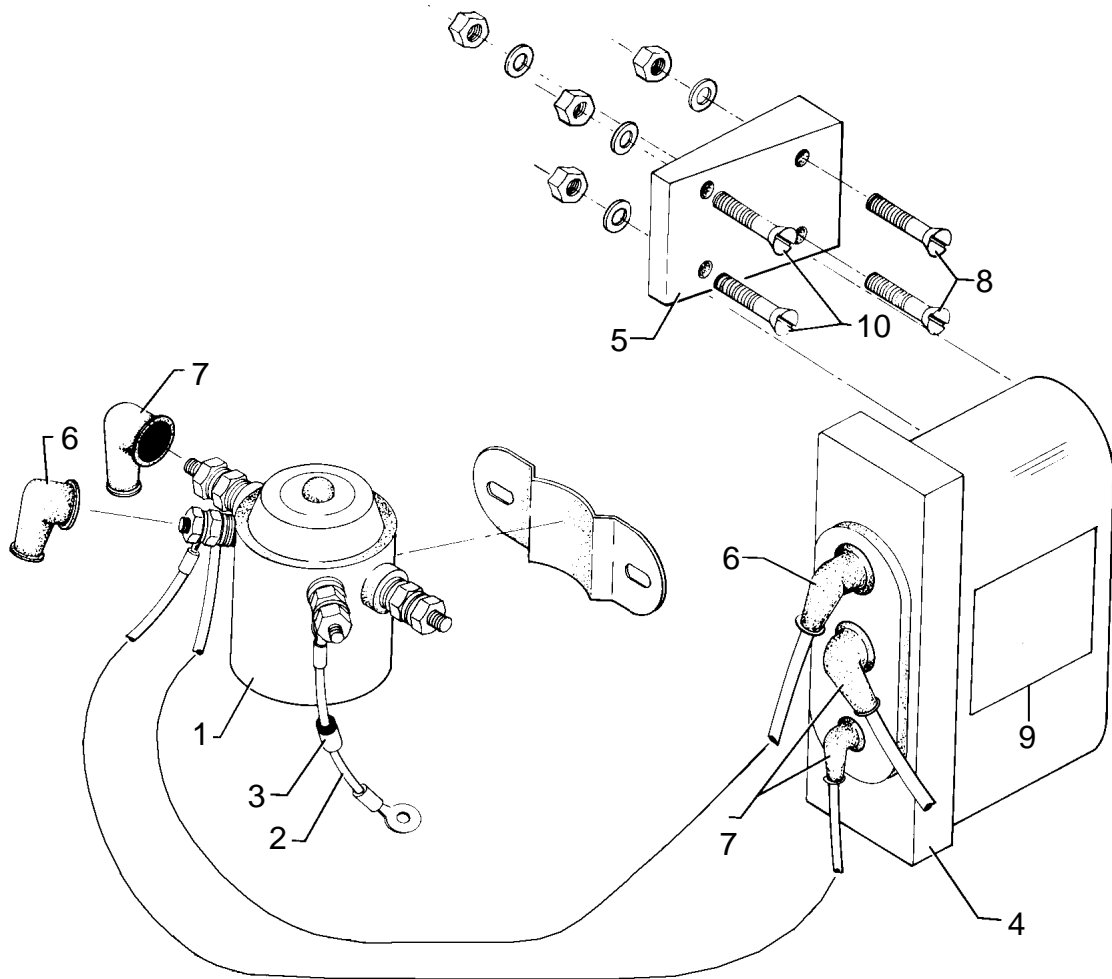


Figure 82. External Power Installation

Reissued: June 26, 1998

**PIPER AIRCRAFT
PA-46-310P/350P MALIBU
AIRPLANE PARTS CATALOG**

CODE EXPLANATIONS FOR FIGURE 82

**PIPER AIRCRAFT
PA-46-310P/350P MALIBU
AIRPLANE PARTS CATALOG**

Figure and Index Number	Part Number	Code	Nomenclature	No. Req.	Serial Numbers Affected
<u>82-</u>	<u>84563</u> <u>89816</u>		DRAWING - External Power Installation DRAWING - External Power Installation		
<u>-1</u>	<u>26898-05</u>		SOLENOID - Contactor	1	
<u>-2</u>	<u>67487-04</u>		WIRE ASSEMBLY - Diode	1	
<u>-3</u>	<u>456 703</u>		* DIODE	1	
<u>-4</u>	<u>84563-03</u>		RECEPTACLE - Power supply	1	
<u>-5</u>	<u>84564-02</u>		BLOCK - Mount	1	
<u>-6</u>	<u>476 673</u>		NIPPLE - (MS25171-1S)	2	
<u>-7</u>	<u>476 675</u>		NIPPLE - (MS25171-2S)	2	
<u>-8</u>	<u>410 046</u>		SCREW - (MS24694-S59)	2	
	<u>494 066</u>		WASHER	2	
	<u>406 551</u>		NUT	2	
<u>-9</u>	<u>84967-08</u>		DECAL - External power	1	
<u>-10</u>	<u>410 043</u>		SCREW - (MS24694-S56)	2	
	<u>494 066</u>		WASHER	2	
	<u>406 551</u>		NUT	2	

When ordering, always specify Part Number, Description, and Serial Number of Aircraft

Reissued: June 26, 1998

**PIPER AIRCRAFT
PA-46-310P/350P MALIBU
AIRPLANE PARTS CATALOG**

THIS PAGE INTENTIONALLY LEFT BLANK

PIPER AIRCRAFT
PA-46-310P/350P MALIBU
AIRPLANE PARTS CATALOG

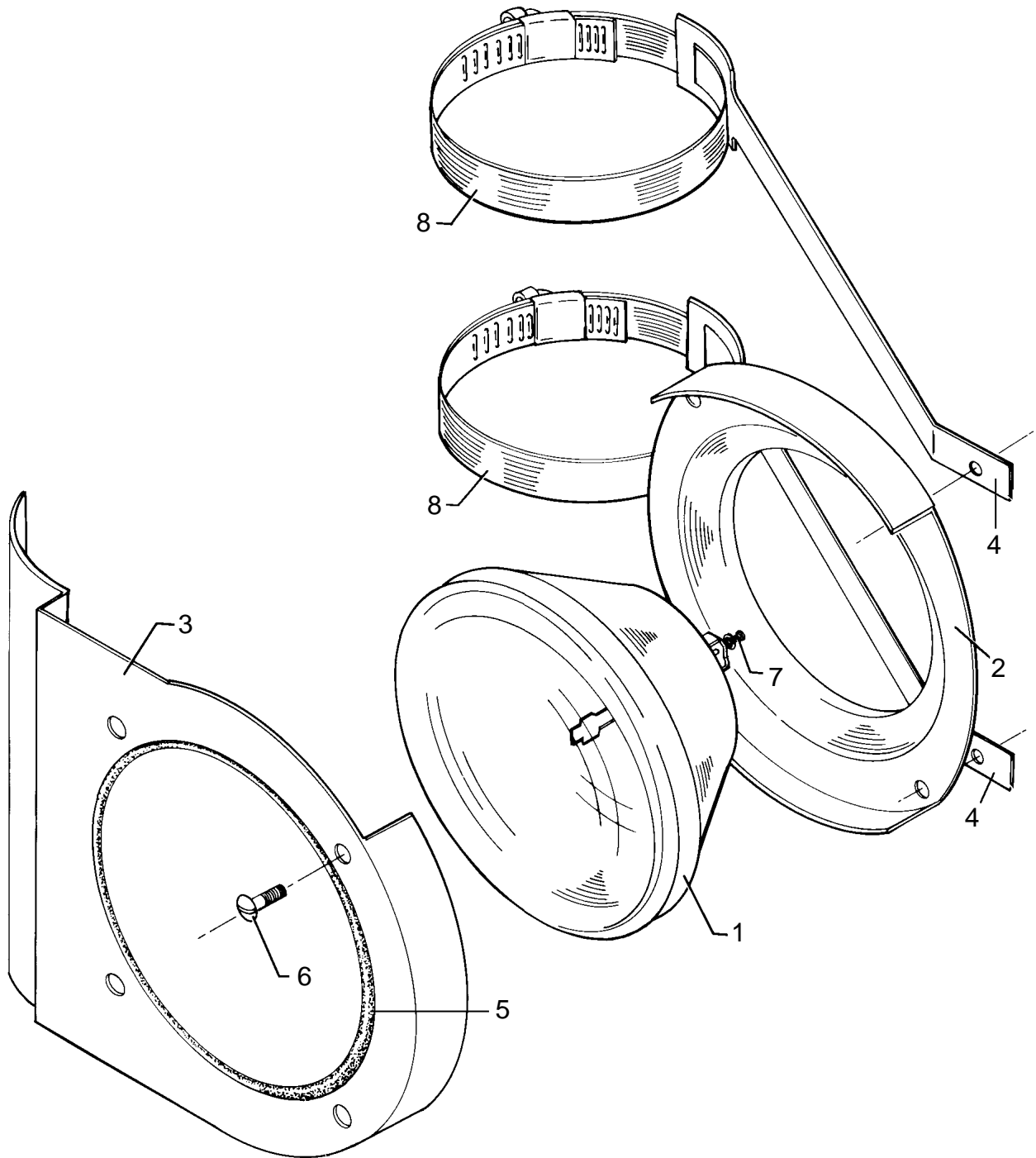


Figure 83. Landing Light Installation

Reissued: June 26, 1998

**PIPER AIRCRAFT
PA-46-310P/350P MALIBU
AIRPLANE PARTS CATALOG**

CODE EXPLANATIONS FOR FIGURE 83

- A - PA-46-310P only.
- B - PA-46-350P only.

**PIPER AIRCRAFT
PA-46-310P/350P MALIBU
AIRPLANE PARTS CATALOG**

Figure and Index Number	Part Number	Code	Nomenclature	No. Req.	Serial Numbers Affected
<u>83-</u>	<u>84335</u> <u>89784</u>		DRAWING - Landing Light Installation DRAWING - Landing Light Assembly		
<u>-1</u>	<u>472 769</u>		LIGHT - Landing	1	
<u>-2</u>	<u>35777-08</u>	<u>A</u>	SUPPORT - Landing light	1	
	<u>35777-15</u>	<u>B</u>	SUPPORT ASSEMBLY - Landing light	1	
	<u>35777-08</u>	<u>B</u>	SUPPORT - Landing light	1	
	<u>406 601</u>	<u>B</u>	NUT PLATE	2	
<u>-3</u>	<u>83704-02</u>	<u>A</u>	SUPPORT - Landing light	1	
	<u>89784-07</u>	<u>B</u>	SUPPORT - Landing light	1	
<u>-4</u>	<u>83705-07</u>	<u>A</u>	BRACE ASSEMBLY - Landing light, lower	1	
	<u>83705-06</u>	<u>A</u>	* BRACE - Landing light, lower	1	
	<u>83705-03</u>	<u>A</u>	BRACE ASSEMBLY - Landing light, upper	1	
	<u>83705-05</u>	<u>A</u>	*BRACE - Landing light, up	1	
	<u>89784-04</u>	<u>B</u>	BRACE ASSEMBLY - Landing light, lower	1	
	<u>89784-06</u>	<u>B</u>	* BRACE - Landing light, lower	1	
	<u>89784-03</u>	<u>B</u>	BRACE ASSEMBLY - Landing light, upper	1	
	<u>89784-05</u>	<u>B</u>	* BRACE - Landing light, upper	1	
<u>-5</u>	<u>63186-09</u>		MOULDING - Extruded	1	
<u>-6</u>	<u>410 248</u>		SCREW - (MS24694-S13)	4	
<u>-7</u>	<u>415 531</u>		SCREW - (MS35206-241)	2	
	<u>407 103</u>		WASHER - (AN935-8)	2	
<u>-8</u>	<u>654 177</u>		CLAMP	2	

When ordering, always specify Part Number, Description, and Serial Number of Aircraft

Reissued: June 26, 1998

**PIPER AIRCRAFT
PA-46-310P/350P MALIBU
AIRPLANE PARTS CATALOG**

THIS PAGE INTENTIONALLY LEFT BLANK

**PIPER AIRCRAFT
PA-46-310P/350P MALIBU
AIRPLANE PARTS CATALOG**

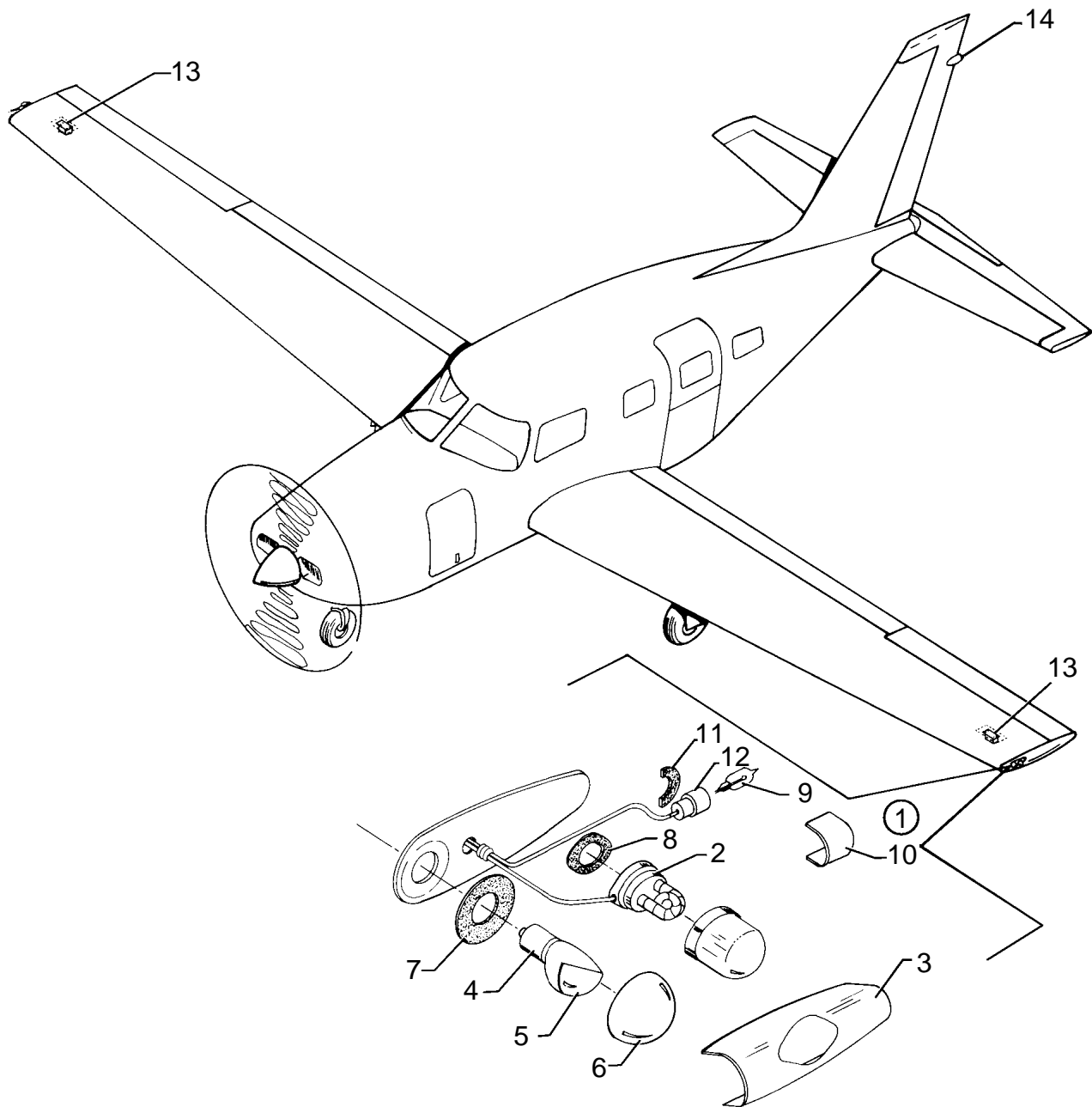


Figure 84. Navigation and Strobe Lights Installation

Reissued: June 26, 1998

**PIPER AIRCRAFT
PA-46-310P/350P MALIBU
AIRPLANE PARTS CATALOG**

CODE EXPLANATIONS FOR FIGURE 84

A - Foreign country requirement only.

**PIPER AIRCRAFT
PA-46-310P/350P MALIBU
AIRPLANE PARTS CATALOG**

Figure and Index Number	Part Number	Code	Nomenclature	No. Req.	Serial Numbers Affected
84-	84324 87541		DRAWING - Strobe and Navigation Lights Installation DRAWING - Tail Light Installation		
-1	572 593		NAVIGATION AND STROBE LIGHT ASSEMBLY - Tip, red (with tail position light) (shielded)	1	
-1a	101171-02 572 592		MOUNTING PLATE ASSEMBLY - Wingtip light NAVIGATION AND STROBE LIGHT ASSEMBLY - Tip, green (with tail position light) (shielded)	1	
-2	762 124		* LIGHT ASSEMBLY - Wing tip strobe	1	
-3	761 253		* LENS AND RETAINER ASSEMBLY - Wing tip strobe (clear lens, shielded)	1	
-4	472 710 472 709		* LIGHT ASSEMBLY - Wing, type ``E'', green * LIGHT ASSEMBLY - Wing, type ``E'', red	1	
-5	753 478		** BULB - Light assembly	1	
-6	751 201 751 202		** LENS - Green ** LENS - Red	1	
-7	755 075		* GASKET - Navigation light	1	
-8	755 076		* GASKET - Strobe light	1	
-9	761 208		* LAMP - Navigation light, tail position	1	
-10	761 255		* LENS - Navigation light, tail position	1	
-11	755 096		* GASKET - Navigation light, tail position	1	
-12	762 426		* SOCKET ASSEMBLY - Navigation light, tail position	1	
-13	481 228		POWER SUPPLY - Strobe lights	2	
-14	87541-04	A	LAMP ASSEMBLY - Tail	1	46-8408062 thru 46-8608067 and 4608001 and up
	87540-02	A	FAIRING ASSEMBLY - Tail	1	46-8408062 thru 46-8608067 and 4608001 and up
	572-634	A	TAIL LIGHT AND LAMP	1	46-8408062 thru 46-8608067 and 4608001 and up
	87541-03	A	WIRE ASSEMBLY - Tail light	1	46-8408001 thru 46-8608067; 4608001 thru 4608140; 4622001 thru 4622177
	87541-07	A	WIRE ASSEMBLY - Tail light	1	4622178 and up
	87541-05	A	WIRE ASSEMBLY - Tail light	1	46-8408001 thru 46-8608067; 4608001 thru 4608140; 4622001 thru 4622177
	87541-08		WIRE ASSEMBLY - Tail light	1	4622178 and up

When ordering, always specify Part Number, Description, and Serial Number of Aircraft

Reissued: September 10, 2006

**PIPER AIRCRAFT
PA-46-310P/350P MALIBU
AIRPLANE PARTS CATALOG**

THIS PAGE INTENTIONALLY LEFT BLANK

**PIPER AIRCRAFT
PA-46-310P/350P MALIBU
AIRPLANE PARTS CATALOG**

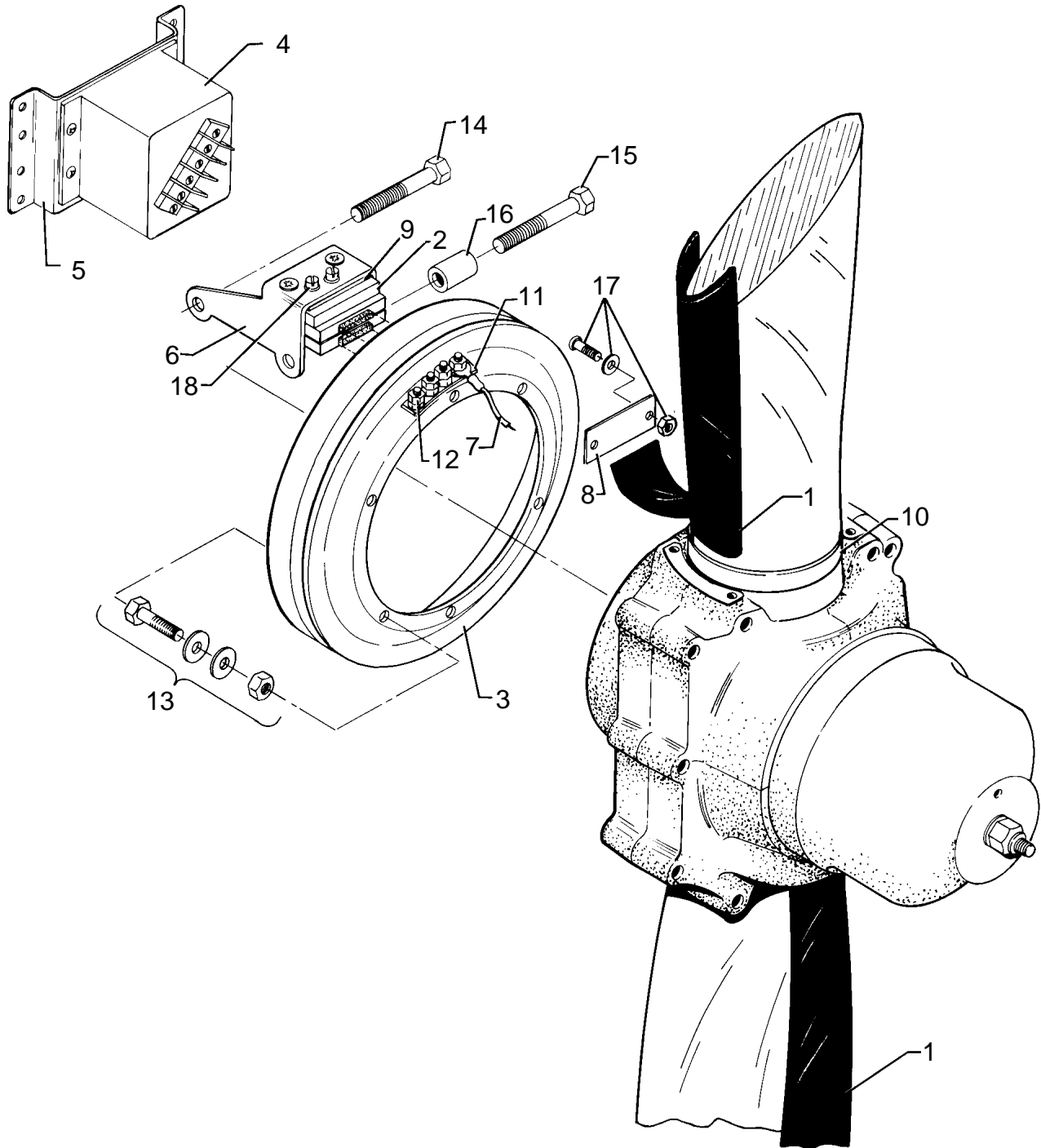


Figure 85. Propeller Heat System Installation (PA-46-310P)

Reissued: June 26, 1998

**PIPER AIRCRAFT
PA-46-310P/350P MALIBU
AIRPLANE PARTS CATALOG**

CODE EXPLANATIONS FOR FIGURE 85

PIPER AIRCRAFT PA-46-310P/350P MALIBU AIRPLANE PARTS CATALOG

Figure and Index Number	Part Number	Code	Nomenclature	No. Req.	Serial Numbers Affected
<u>85-</u>	<u>83980</u>		DRAWING - Propeller Heat System Installation		
<u>-1</u>	<u>758 618</u>		BOOT - Propeller deice	2	
<u>-2</u>	<u>758 598</u>		BRUSH ASSEMBLY - Modular	1	
<u>-3</u>	<u>764 831</u>		SLIP RING ASSEMBLY	1	
<u>-4</u>	<u>762 057</u>		TIMER	1	
<u>-5</u>	<u>83982-02</u>		BRACKET ASSEMBLY - Timer mounting	1	
<u>-6</u>	<u>758 616</u>		BRACKET - Mounting	1	
<u>-7</u>	<u>755 336</u>		HARNES - Slip ring	2	
<u>-8</u>	<u>554 637</u>		CLIP - Lead	2	
<u>-9</u>	<u>762 429</u>		SHIM	1	
<u>-10</u>	<u>762 618</u>		STRAP - Restrainer	2	
<u>-11</u>	<u>762 375</u>		STRIP - Terminal	2	
<u>-12</u>	<u>764 834</u>		SCREW	4	
	<u>407 041</u>		WASHER	4	
	<u>407 609</u>		WASHER	4	
	<u>404 491</u>		NUT - (MS21045-06)	4	
<u>-13</u>	<u>403 053</u>		BOLT - (AN3C-6A)	6	
	<u>407 674</u>		WASHER - (AN960C10)	12	
	<u>404 559</u>		NUT - (MS21045-3)	6	
<u>-14</u>	<u>401 359</u>		BOLT - (AN5-20A)	1	
<u>-15</u>	<u>401 364</u>		BOLT - (AN5-25A)	1	
<u>-16</u>	<u>764 832</u>		SPACER	3	
<u>-17</u>	<u>415 388</u>		SCREW - (MS51957-30)	4	
	<u>407 609</u>		WASHER - (AN960C6)	4	
	<u>404 491</u>		NUT - (MS21045-06)	4	
<u>-18</u>	<u>764 833</u>		SCREW	2	
	<u>408 043</u>		WASHER - (MS35333-38)	2	

When ordering, always specify Part Number, Description, and Serial Number of Aircraft

Reissued: June 26, 1998

**PIPER AIRCRAFT
PA-46-310P/350P MALIBU
AIRPLANE PARTS CATALOG**

THIS PAGE INTENTIONALLY LEFT BLANK

PIPER AIRCRAFT
PA-46-310P/350P MALIBU
AIRPLANE PARTS CATALOG

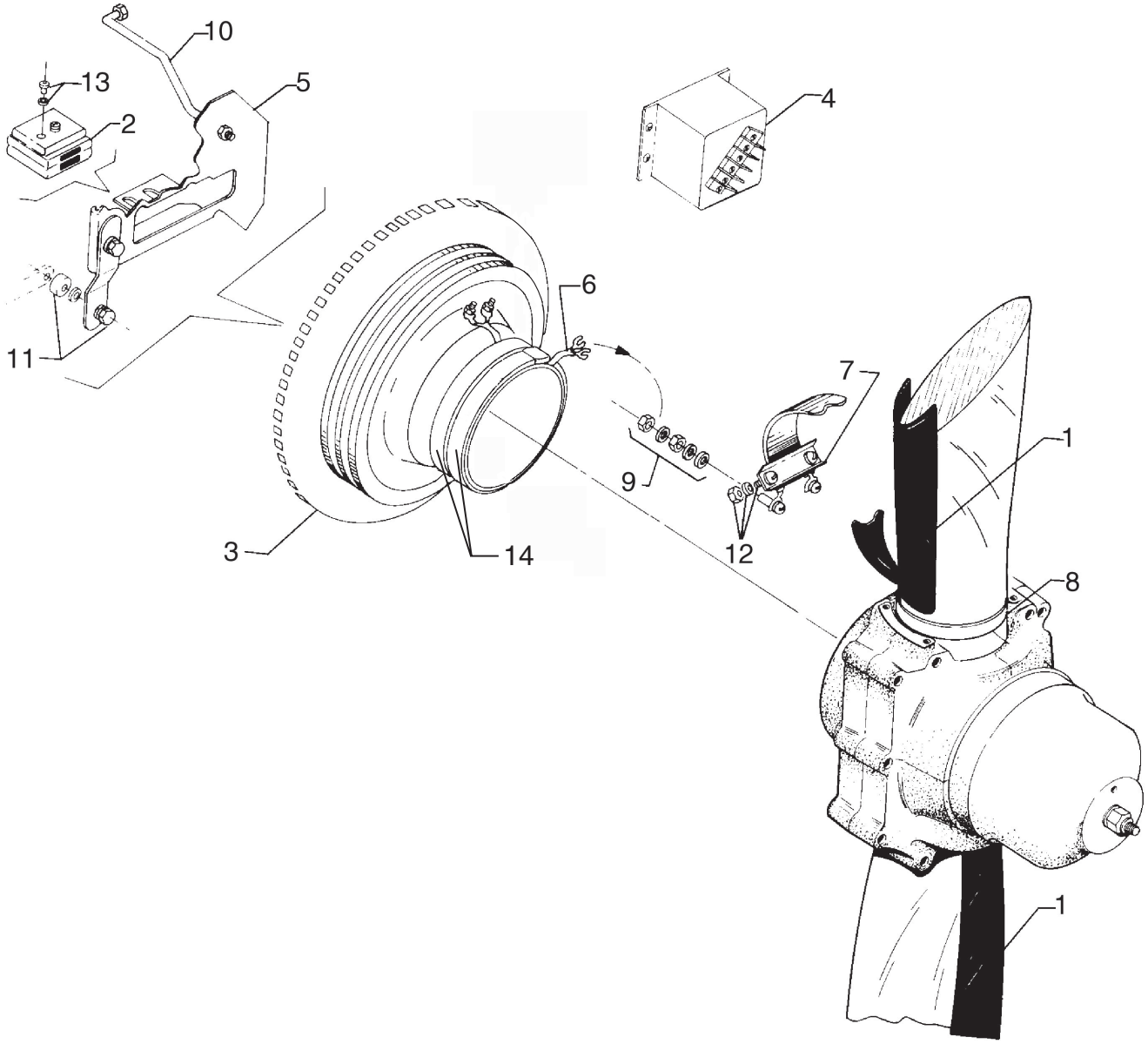


Figure 85A. Propeller Heat System Installation (PA-46-350P)

Reissued: September 10, 2006

**PIPER AIRCRAFT
PA-46-310P/350P MALIBU
AIRPLANE PARTS CATALOG**

CODE EXPLANATIONS FOR FIGURE 85A

**PIPER AIRCRAFT
PA-46-310P/350P MALIBU
AIRPLANE PARTS CATALOG**

Figure and Index Number	Part Number	Code	Nomenclature	No. Req.	Serial Numbers Affected
85A-	89664 84573		DRAWING - Propeller Heat System Installation DRAWING - Propeller Heat Electrical Installation		
-1	758 618		BOOT - Propeller deice	2	
-2	758 598		BRUSH ASSEMBLY - Modular	1	
-3	765 486		SLIP RING STARTER RING GEAR ASSEMBLY	1	
-4	762 057		TIMER	1	
-5	89664-05		BRACKET - Brush block mounting	1	
-6	755 370		HARNES - Slip ring wire	2	
-7	554 637		CLIP - Lead	2	
-8	762 618		STRAP - Restrainer	2	
-9	408 042		WASHER - (MS35333-37)	8	
	755 647		NUT - (MS35649-265)	8	
-10	765 487		ARM ASSEMBLY - Support	1	
-11	553 429		BOLT - (MS20074-06-11)	1	
	690 628		WASHER - (NAS1149FO563P)	1	
	765 488		SPACER	1	
-12	415 388		SCREW - (MS51957-30)	4	
	407 609		WASHER - (AN960-C6)	8	
	404 491		NUT - (MS21045-06)	4	
-13	415 374		SCREW - (MS51957-42)	2	
	408 043		WASHER - (MS35333-38)	2	
-14	687 546		TIE STRAP - (MS3367-6-0)	2	
-15	-----		Deleted	4	

When ordering, always specify Part Number, Description, and Serial Number of Aircraft

Reissued: September 10, 2006

**PIPER AIRCRAFT
PA-46-310P/350P MALIBU
AIRPLANE PARTS CATALOG**

THIS PAGE INTENTIONALLY LEFT BLANK

PIPER AIRCRAFT
PA-46-310P/350P MALIBU
AIRPLANE PARTS CATALOG

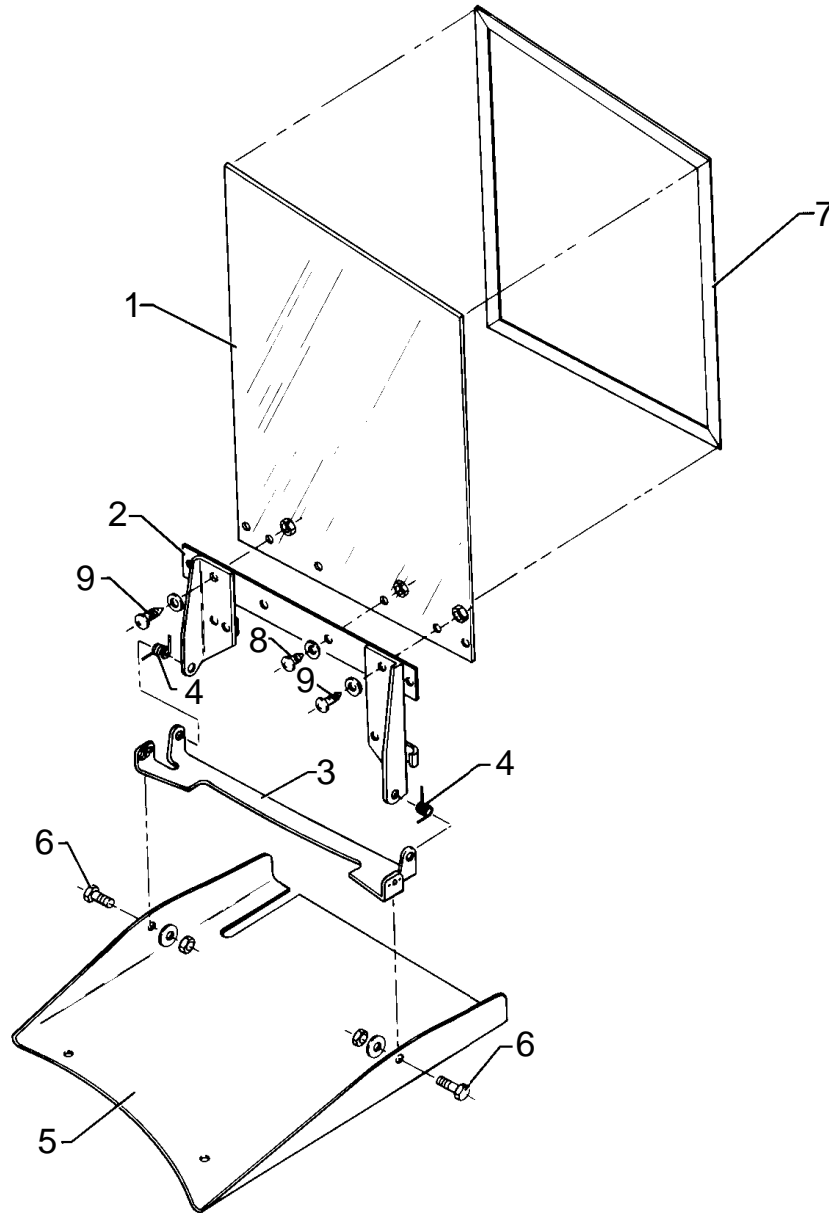


Figure 85B. Heated Glass Panel Installation
(Serial Nos. 46-8408001 to 46-8408016 incl.)

Reissued: June 26, 1998

**PIPER AIRCRAFT
PA-46-310P/350P MALIBU
AIRPLANE PARTS CATALOG**

CODE EXPLANATIONS FOR FIGURE 85B

PIPER AIRCRAFT

PA-46-310P/350P MALIBU

AIRPLANE PARTS CATALOG

Figure and Index Number	Part Number	Code	Nomenclature	No. Req.	Serial Numbers Affected
<u>85B-</u>	<u>83981</u>		DRAWING - Electric Windshield Installation and Details		
<u>-1</u>	<u>84126-02</u>		PANEL ASSEMBLY - Heated glass	1	
<u>-2</u>	<u>83981-04</u>		PLATE ASSEMBLY - Panel hinge	1	
<u>-3</u>	<u>83981-02</u>		BRACKET ASSEMBLY - Hinge attachment	1	
<u>-4</u>	<u>83981-21</u>		SPRING - Left	1	
	<u>83981-22</u>		SPRING - Right	1	
<u>-5</u>	<u>83981-23</u>		FAIRING - Bracket attachment	1	
<u>-6</u>	<u>400 056</u>		BOLT - (AN3-11)	2	
	<u>83981-25</u>		SPACER	2	
	<u>407 564</u>		WASHER - (AN960-10)	AR	
	<u>404 543</u>		NUT - (MS21044-N3)	2	
<u>-7</u>	<u>900051-501</u>		SEAL	AR	
<u>-8</u>	<u>410 241</u>		SCREW - (MS24694-S6)	4	
	<u>407 583</u>		WASHER - (AN960-8L)	4	
	<u>404 155</u>		NUT - (MS21083N08)	4	
<u>-9</u>	<u>410 242</u>		SCREW - (MS24694-S7)	2	
	<u>407 583</u>		WASHER - (AN960-8L)	2	
	<u>404 155</u>		NUT - (MS21083N08)	2	

When ordering, always specify Part Number, Description, and Serial Number of Aircraft

Reissued: June 26, 1998

**PIPER AIRCRAFT
PA-46-310P/350P MALIBU
AIRPLANE PARTS CATALOG**

THIS PAGE INTENTIONALLY LEFT BLANK

PIPER AIRCRAFT
PA-46-310P/350P MALIBU
AIRPLANE PARTS CATALOG

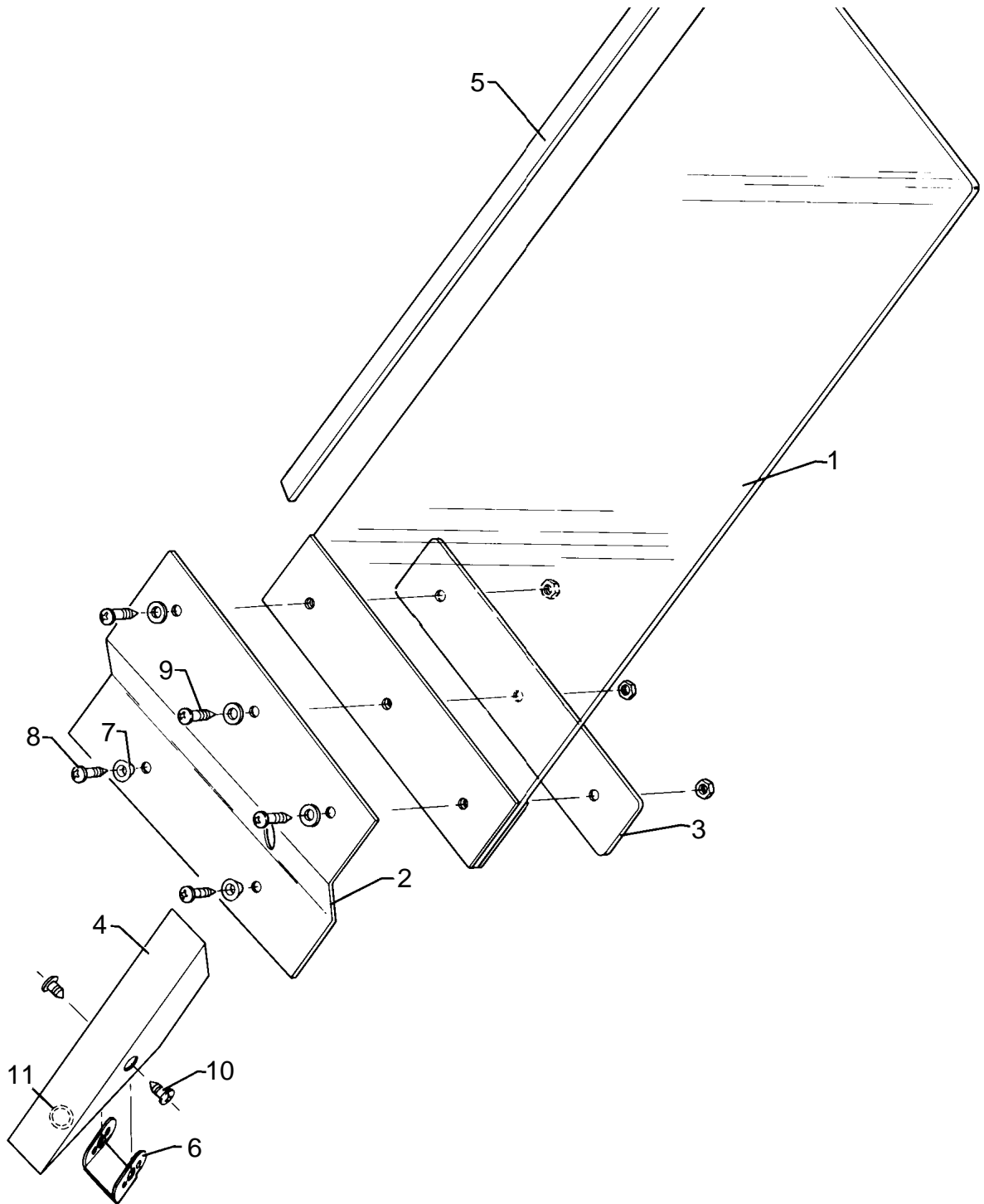


Figure 85C. Heated Glass Panel Installation
(S/N 46-8408017 thru 46-8608067 and 4608001 and up)

Reissued: June 26, 1998

**PIPER AIRCRAFT
PA-46-310P/350P MALIBU
AIRPLANE PARTS CATALOG**

CODE EXPLANATIONS FOR FIGURE 85C

**PIPER AIRCRAFT
PA-46-310P/350P MALIBU
AIRPLANE PARTS CATALOG**

Figure and Index Number	Part Number	Code	Nomenclature	No. Req.	Serial Numbers Affected
<u>85C-</u>	<u>83325</u>		DRAWING - Heated Windshield Installation		
<u>-1</u>	<u>83325-08</u>		PANEL ASSEMBLY - Heated windshield	1	
	<u>83986-03</u>		* PANEL - Heated windshield	1	
<u>-2</u>	<u>83323-02</u>		* BRACKET - Heated windshield	1	
<u>-3</u>	<u>83323-03</u>		* PLATE - Heated windshield	AR	
<u>-4</u>	<u>83326-02</u>		FAIRING - Heated windshield	1	
<u>-5</u>	<u>686-010</u>		SEAL - Edge, heated windshield panel	AR	
<u>-6</u>	<u>83325-04</u>		CLIP ASSEMBLY - Heated windshield	1	
<u>-7</u>	<u>83325-06</u>		FILLER - Screw hole	2	
<u>-8</u>	<u>410 041</u>		SCREW - Windshield bracket attachment (MS24694-S55)	2	
<u>-9</u>	<u>410 018</u>		SCREW - (MS24694-S50)	3	
	<u>407 128</u>		WASHER - (AN936-B10)	3	
	<u>405 418</u>		NUT - (MS25082-3)	3	
<u>-10</u>	<u>415 531</u>		SCREW - (MS35206-241)	2	
<u>-11</u>	<u>434 129</u>		GROMMET - Heated windshield	AR	4608094 and up

When ordering, always specify Part Number, Description, and Serial Number of Aircraft

Reissued: June 26, 1998

**PIPER AIRCRAFT
PA-46-310P/350P MALIBU
AIRPLANE PARTS CATALOG**

THIS PAGE INTENTIONALLY LEFT BLANK

PIPER AIRCRAFT
PA-46-310P/350P MALIBU
AIRPLANE PARTS CATALOG

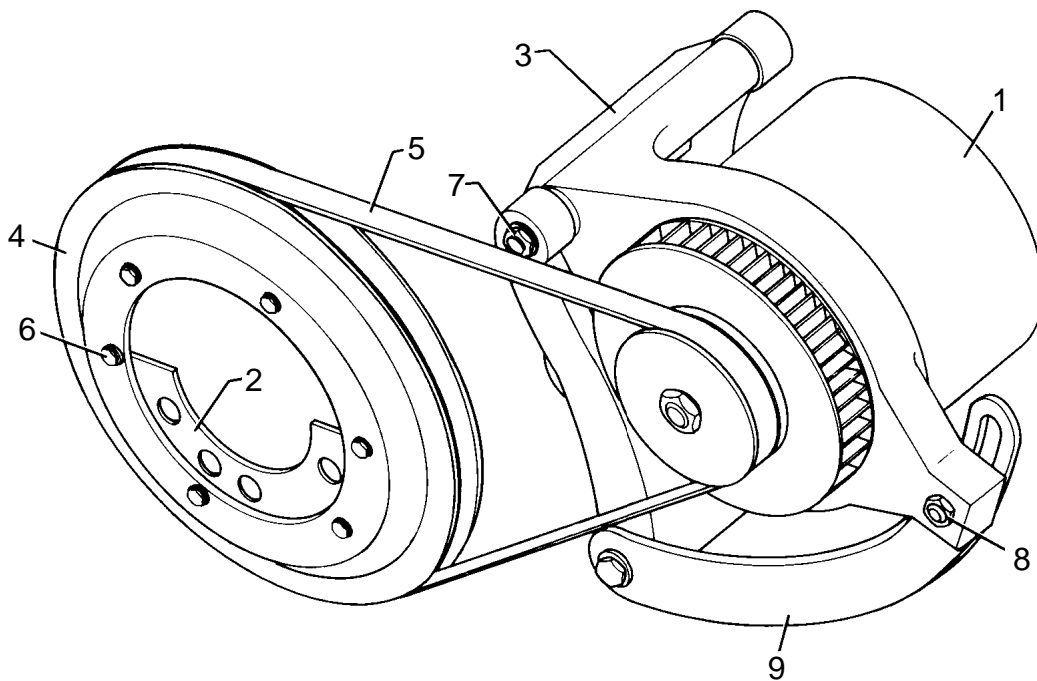


Figure 85D. Alternator Installation (PA-46-310P)

Reissued: June 26, 1998

**PIPER AIRCRAFT
PA-46-310P/350P MALIBU
AIRPLANE PARTS CATALOG**

CODE EXPLANATIONS FOR FIGURE 85D

- A - Used if prop deice is not installed.
- B - Secure from Teledyne Continental Motors Aircraft, P.O. Box 90. Mobile, Ala. 36601.

**PIPER AIRCRAFT
PA-46-310P/350P MALIBU
AIRPLANE PARTS CATALOG**

Figure and Index Number	Part Number	Code	Nomenclature	No. Req.	Serial Numbers Affected
85D-	84125		DRAWING - Optional Alternator Installation		
	84515		DRAWING - Engine Compartment Harness Installation		
-1	690 040		ALTERNATOR - ES4005-2, Electrosystems	1	
-2	87690-02	A	MOUNT - Pulley	2	
-3		B	BRACKET ASSEMBLY - Alternator	1	
-4	481 643	A	PULLEY	1	
-5	452 875		BELT - (73965-11)	1	
-6	400 440	A	BOLT - (AN3-6A)	6	
	407 564	A	WASHER - (AN960-10)	12	
	404 559	A	NUT - (MS21045-3)	6	
-7	401 546		BOLT - (AN7-46A)	1	
	407 568		WASHER - (AN960-716)	3	
	404 891		NUT - (MS20365-720C)	1	
-8	401 992		BOLT - (MS20074-06-07)	1	
	407 587		WASHER - (AN960-616L)	1	
	407 138		NUT - (AN936-A616)	1	
-9		B	ARM - Alternator adjustment	1	

When ordering, always specify Part Number, Description, and Serial Number of Aircraft

Reissued: September 10, 2006

**PIPER AIRCRAFT
PA-46-310P/350P MALIBU
AIRPLANE PARTS CATALOG**

THIS PAGE INTENTIONALLY LEFT BLANK

PIPER AIRCRAFT
PA-46-310P/350P MALIBU
AIRPLANE PARTS CATALOG

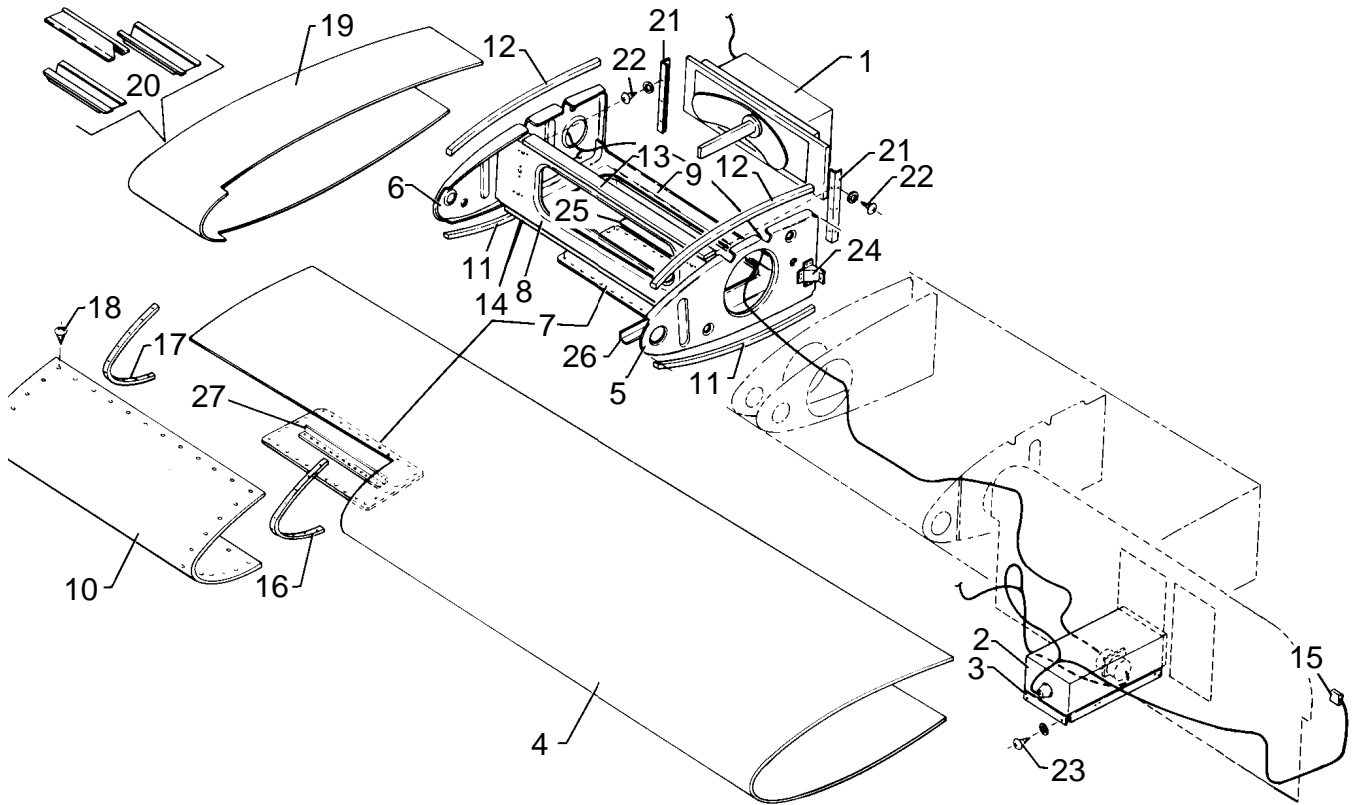


Figure 86. RCA Weatherscout I Radar System Installation (PA-46-310P)

**PIPER AIRCRAFT
PA-46-310P/350P MALIBU
AIRPLANE PARTS CATALOG**

CODE EXPLANATIONS FOR FIGURE 86

A - This part is not available through Piper Aircraft. Order from Sperry (RCA) Flight Systems, 5353 W. Bell Road, Glendale, Arizona 85306

PIPER AIRCRAFT

PA-46-310P/350P MALIBU

AIRPLANE PARTS CATALOG

Figure and Index Number	Part Number	Code	Nomenclature	No. Req.	Serial Numbers Affected
<u>86-</u>	<u>84398</u>		DRAWING - Weatherscout I Color Radar Installation		
<u>-1</u>		<u>A</u>	ANTENNA ASSEMBLY - R/T	1	
<u>-2</u>		<u>A</u>	INDICATOR - Radar	1	
<u>-3</u>		<u>A</u>	TRAY - Mounting	1	
<u>-4</u>	<u>83265-02</u>		SKIN ASSEMBLY - Forward, right wing	1	
<u>-5</u>	<u>83095-03</u>		RIB ASSEMBLY - W.S. 83.50, right wing	1	
<u>-6</u>	<u>83149-02</u>		RIB - W.S. 107.50, right wing	1	
<u>-7</u>	<u>83033-02</u>		PANEL - Access, radome	1	
<u>-8</u>	<u>83032-02</u>		SPAR - Right wing	1	
<u>-9</u>	<u>83034-02</u>		DOUBLER - Right wing	1	
<u>-10</u>	<u>83148-03</u>		RADOME ASSEMBLY	1	
<u>-11</u>	<u>83119-03</u>		SPACER - Radome	2	
<u>-12</u>	<u>83119-04</u>		SPACER - Radome	2	
<u>-13</u>	<u>83103-02</u>		SPACER - Radome	1	
<u>-14</u>	<u>83034-09</u>		SPACER - Radome	1	
<u>-15</u>	<u>454 738</u>		CIRCUIT BREAKER - 5 amp	1	
<u>-16</u>	<u>83017-02</u>		STRAP ASSEMBLY - W.S. 82.50	1	
<u>-17</u>	<u>83104-02</u>		STRAP ASSEMBLY - W.S. 107.50	1	
<u>-18</u>	<u>410 241</u>		SCREW - (MS24694-S6)	95	
<u>-19</u>	<u>83117-02</u>		SPLICE - Skin, wing	1	
<u>-20</u>	<u>83110-20</u>		STRINGER - Wing	3	
<u>-21</u>	<u>84398-03</u>		ANGLE - Radar unit	2	
<u>-22</u>	<u>415 535</u>		SCREW - (MS35206-245)	6	
	<u>407 583</u>		WASHER - (AN960-8L)	6	
<u>-23</u>	<u>415 518</u>		SCREW - (MS35206-228)	2	
	<u>406 428</u>		NUT	2	
<u>-24</u>	<u>84383-02</u>		BRACKET - Fuel line cover	1	
<u>-25</u>	<u>83119-02</u>		SKIN - Strip, radome	1	
<u>-26</u>	<u>83034-04</u>		ANGLE - Right wing	1	
<u>-27</u>	<u>83033-03</u>		ANGLE - Access Panel, Radome	1	

When ordering, always specify Part Number, Description, and Serial Number of Aircraft

Reissued: June 26, 1998

**PIPER AIRCRAFT
PA-46-310P/350P MALIBU
AIRPLANE PARTS CATALOG**

THIS PAGE INTENTIONALLY LEFT BLANK

PIPER AIRCRAFT
PA-46-310P/350P
AIRPLANE PARTS CATALOG

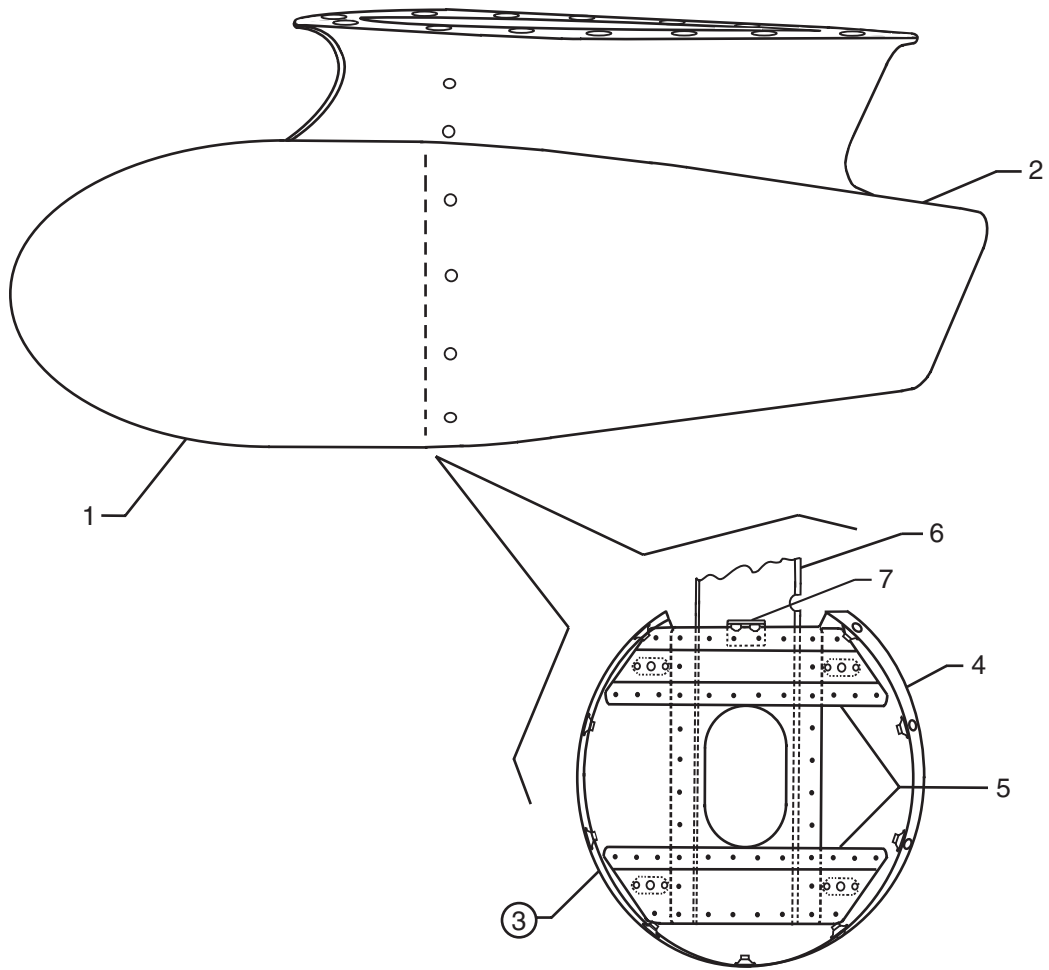


Figure 86A. RDR-2000 VP Weather Radar Installation (PA-46-350P)

Reissued: September 10, 2006

**PIPER AIRCRAFT
PA-46-310P/350P
AIRPLANE PARTS CATALOG**

CODE EXPLANATIONS FOR FIGURE 86A

**PIPER AIRCRAFT
PA-46-310P/350P
AIRPLANE PARTS CATALOG**

Figure and Index Number	Part Number	Code	Nomenclature	No. Req.	Serial Numbers Affected
86A-	83388 89515		DRAWING - RDR-2000 VP Weather Radar Installation DRAWING - Pod Installation, RDR-2000 VP Weather Radar		
-1	89791-02		RADOME	1	
-2	89792-02		POD ASSEMBLY	1	
-3	89797-02		BULKHEAD ASSEMBLY	1	
-4	89794-02		* BULKHEAD	1	
-5	89795-02		* HAT ASSEMBLY	1	
-6	89796-02		* BRACKET	1	
-7	83389-02		* BRACKET	1	4622168 and up
-8	06303-06		HARNESS ASSEMBLY - To radar antenna (see Note 2)	1	4622168 thru 4622177
	06303-08		HARNESS ASSEMBLY - To radar antenna (see Note 1)	1	4622168 thru 4622177
	85447-03		HARNESS ASSEMBLY - To radar antenna (see Note 2)	1	4622178 and up
	85447-05		HARNESS ASSEMBLY - To radar antenna (see Note 1)	1	4622178 and up
-8a	06303-05		HARNESS ASSEMBLY - To rada indicator (see Note 2)	1	4622168 thru 4622177
	06303-07		HARNESS ASSEMBLY - To rada indicator (see Note 1)	1	4622168 thru 4622177
	85447-02		HARNESS ASSEMBLY - To rada indicator (see Note 2)	1	4622178 and up
	85447-04		HARNESS ASSEMBLY - To rada indicator (see Note 1)	1	4622178 and up
-9	89516-02		ANGLE ASSEMBLY - (bracket 89796-02 to main spar)	1	4622001 thru 4636195
	103030-04		ANGLE ASSEMBLY - (bracket 89796-02 to main spar)	1	4636196 and up
-10	72496-264		KIT - Avionics	1	4622168 and up

NOTES:

1. FOR USE WITH AIRCRAFT THAT HAVE E.F.I.S. 40.
2. FOR USE WITH AIRCRAFT THAT DO NOT HAVE E.F.I.S. 40.

When ordering, always specify Part Number, Description, and Serial Number of Aircraft

Reissued: September 10, 2006

**PIPER AIRCRAFT
PA-46-310P/350P MALIBU
AIRPLANE PARTS CATALOG**

THIS PAGE INTENTIONALLY LEFT BLANK

**PIPER AIRCRAFT
PA-46-310P/350P MALIBU
AIRPLANE PARTS CATALOG**

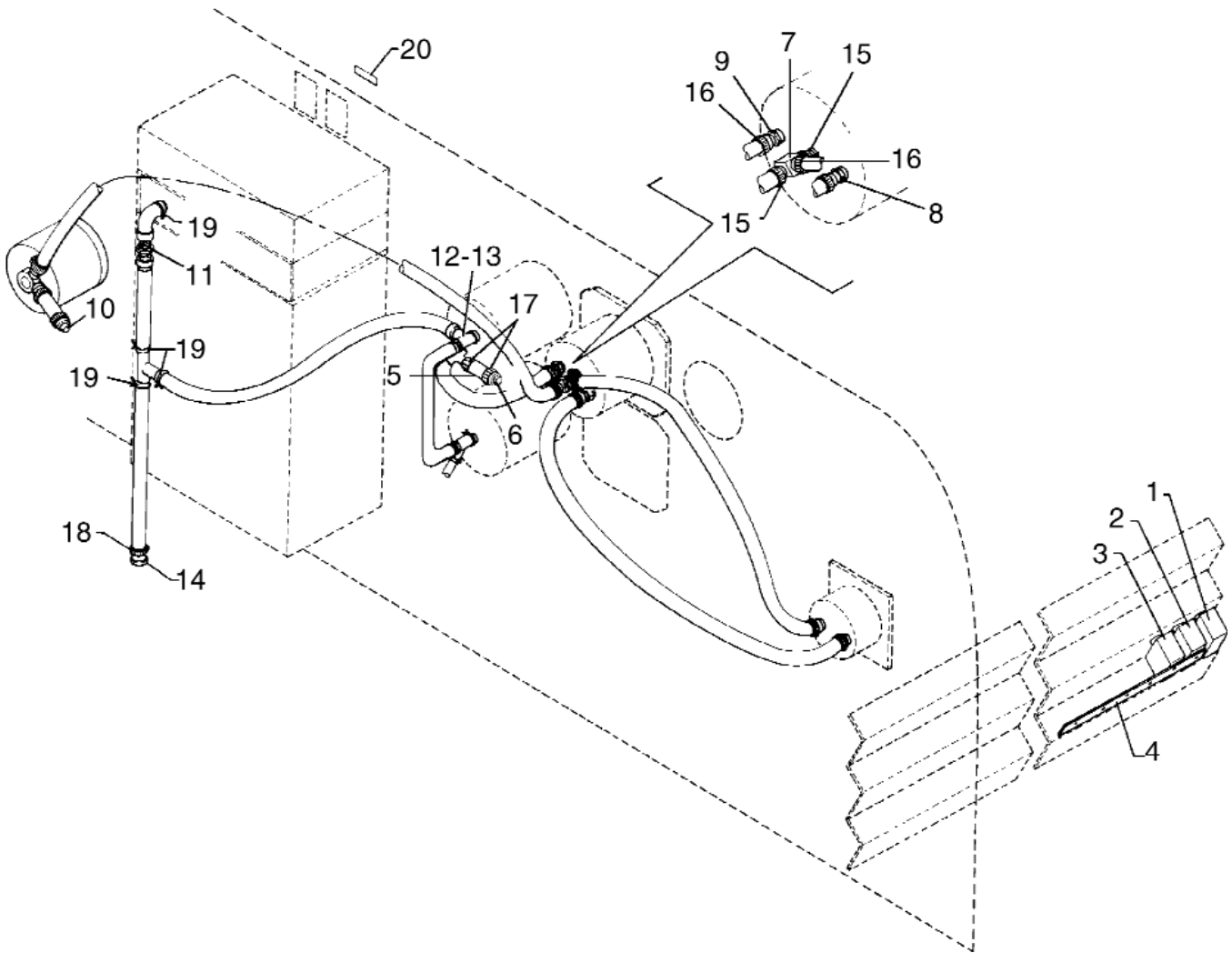


Figure 86B. King KAP 150/KFC 150 AutoPilot/Flight Director Installation
(See Code "A")

Reissued: September 10, 2006

**PIPER AIRCRAFT
PA-46-310P/350P MALIBU
AIRPLANE PARTS CATALOG**

CODE EXPLANATIONS FOR FIGURE 86B

- A - This installation is relative only to associated Piper Aircraft Corporation parts that are used in installing King KAP 150/KFC 150 AutoPilot and Flight Director. All King equipment and components must be procured from King Radio Corporation, 400 N. Rodgers Road, Olathe, Kansas 66061.

**PIPER AIRCRAFT
PA-46-310P/350P MALIBU
AIRPLANE PARTS CATALOG**

Figure and Index Number	Part Number	Code	Nomenclature	No. Req.	Serial Numbers Affected
86B-	84395		DRAWING - King KAP 150/KFC 150 AutoPilot Flight Director Installation		
	89961		DRAWING - King KAP 150/KFC 150 AutoPilot Flight Director Installation		
-1	454 738		CIRCUIT BREAKER - Pitch trim, 5 amp	1	
-2	454 732		CIRCUIT BREAKER - AutoPilot, 10 amp	1	
-3	454 736		CIRCUIT BREAKER - Compass system, 3 amp	1	
-4	35207-04		BAR - Bus	1	
-5	84013-21		HOSE - (3.25"L.)	1	
-6	83949-10		PLUG -	1	
-7	560-835		TEE	1	
-8	451 881		ADAPTER	1	
-9	451 939		ADAPTER	1	
-10	96268-00		PLUG	1	
-11	491 049		UNION	1	
-12	488 310		TEE	1	
-13	477 611		NUT - (AN818-3D)	1	
	486 896		SLEEVE	1	
-14	400 441		BOLT - (AN3-7A)	1	
-15	554 861		CLAMP	2	
-16	554 888		CLAMP	2	
-17	554 659		CLAMP	2	
-18	554 575		CLAMP	1	
-19	454 806		CLAMP	4	
-20	84967-45		DECAL - AutoPilot	1	

When ordering, always specify Part Number, Description, and Serial Number of Aircraft

Reissued: September 10, 2006

**PIPER AIRCRAFT
PA-46-310P/350P MALIBU
AIRPLANE PARTS CATALOG**

THIS PAGE INTENTIONALLY LEFT BLANK

**PIPER AIRCRAFT
PA-46-310P/350P MALIBU
AIRPLANE PARTS CATALOG**

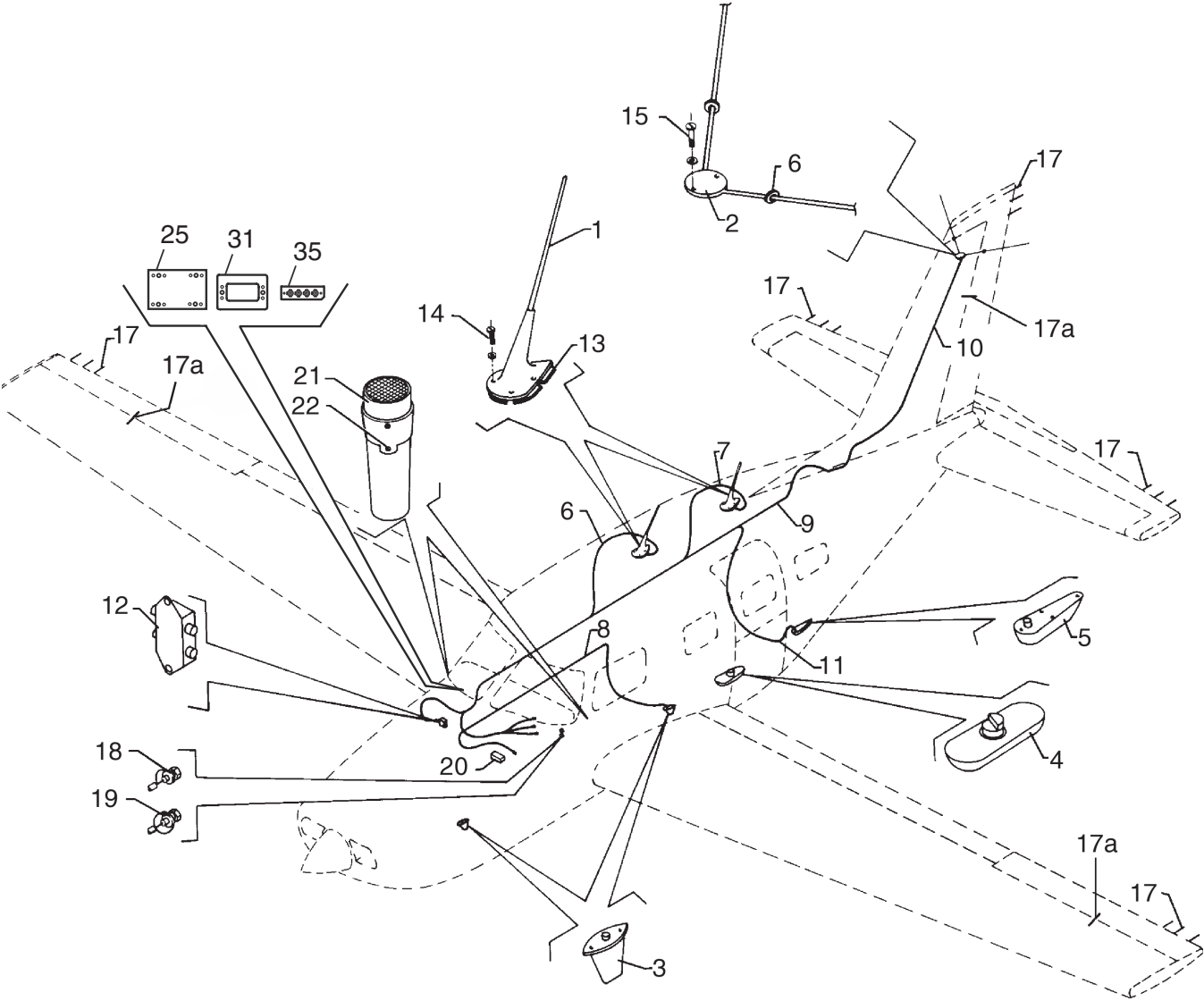


Figure 87. Antenna, Static Wicks, and Stereo Installation

Reissued: September 10, 2006

**PIPER AIRCRAFT
PA-46-310P/350P MALIBU
AIRPLANE PARTS CATALOG**

CODE EXPLANATIONS FOR FIGURE 87

- A - Used if boom microphone is installed.
- B - PA-46-310P only.
- C - PA-46-350P only.
- D - Not illustrated.
- E - Please contact your nearest Piper Distributor for component parts information.

PIPER AIRCRAFT

PA-46-310P/350P MALIBU

AIRPLANE PARTS CATALOG

Figure and Index Number	Part Number	Code	Nomenclature	No. Req.	Serial Numbers Affected
87-	84365		DRAWING - Antenna Installation		
	84413		DRAWING - Static Wick Installation		
	84369		DRAWING - KMA24 Audio Marker Beacon Installation		
	84172	B	DRAWING - Stereo Cassette Installation		
	06221	C,E	DRAWING - Compact Disc Player Installation		
	100981	C	DRAWING - Intercom/Stereo System Installation		
	100978	C	DRAWING - AM/FM Radio Antenna Installation		
-1	596 664		ANTENNA - VHF Communication	2	
-2	598 539		ANTENNA - Navigation	1	
-3	597 212		ANTENNA - Transponder and DME	2	
-4	598 184		ANTENNA - ADF	1	
-5	597 893		ANTENNA - Marker beacon	1	
-6	84366-03		CABLE ASSEMBLY - Transmitting	1	
-7	84366-04		CABLE ASSEMBLY - Transmitting	1	
-8	84366-05		CABLE ASSEMBLY - DME	1	
-9	84366-02		CABLE ASSEMBLY - Nav - Com	1	
-10	84366-06		CABLE ASSEMBLY - Nav	1	
-11	84366-13		CABLE ASSEMBLY - Marker beacon	1	
-12	556 795		COUPLER - Dual Nav - Com with Glide Slope	1	
	556 753		COUPLER - Dual Nav - Com with Dual Glide Slope	1	
-13	84408-02		SPACER - Com antenna	2	
-14	414 729		SCREW - (MS24693-C30)	8	
	407 130		WASHER - (AN936-B6)	8	
-15	411 535		SCREW - (MS35207-266)	2	
	407 584		WASHER - (AN960-10L)	2	
-16	434 135		GROMMET	2	
-17	456 872		WICK - Static	15	
	452 094		MOUNTING BASE - Static wick	15	
-17a	469 617		AILERON JUMPERS - Static	AR	
	469 600		JUMPERS - Static (all others)	AR	
-18	468 006		JACK - Phone	2	
-19	468 002		JACK - Mike	2	
-20	84371-04	A	MODULE - Relay	1	
-21	474 642		MICROPHONE AND HOLDER	2	
-22	486 111		SCREW - Microphone holder attachment, left	2	
	515 712		SCREW - Microphone holder attachment, right	2	
	407 582		WASHER - (AN960-6L)	4	
	404 902		NUT - (MS20365-632C)	4	
-23	85258-02		AVIONICS KIT - Intercom/stereo CD player	1	4622179 and up
-24	85181-02		BRACKET ASSEMBLY - Intercome/stereo CD player	1	4622179 and up
-25	85181-03		* BRACKET	1	4622179 and up
-26	406 824		* NUTPLATE	4	4622179 and up
-27	85181-04		BRACKET - Intercom/stereo CD player	1	4622179 and up
-28	85181-05		BRACKET - Intercom/stereo CD player	1	4622179 and up
-29	85181-06		PLATE - CD player	1	4622179 and up
-30	85181-07		BACKING PLATE ASSEMBLY - Intercom/stereo CD player	1	4622179 and up
-31	85181-08		* BACKING PLATE	1	4622179 and up
-32	406 823		* NUTPLATE	2	4622179 and up
-33	85181-09		PLATE - Intercom/stereo CD player	1	4622003 and up
-34	85260-02		CONNECTOR PLATE ASSY - Intercom/stereo CD player	1	4622179 and up
-35	85181-10		* CONNECTOR PLATE - Intercom/stereo CD player	1	4622179 and up
	84172-03	B,D	STEREO CASSETTE INSTALLATION	1	
	06204-02	B,D	* DECK ASSEMBLY - Stereo	1	
	84170-04	B,D	** SWITCH ASSEMBLY - Stereo	1	
	472 912	B,D	*** LIGHT - Stereo switch	1	

When ordering, always specify Part Number, Description, and Serial Number of Aircraft

Reissued: September 10, 2006

**PIPER AIRCRAFT
PA-46-310P/350P
AIRPLANE PARTS CATALOG**

Figure and Index Number	Part Number	Code	Nomenclature	No. Req.	Serial Numbers Affected
	87369-39	B,D	** PLACARD - On-Off	1	
	84166-02	B,D	* PLATE ASSEMBLY - Stereo jack	1	
	84165-02	B,D	* COVER - Stereo jack	1	
	84164-02	B,D	* INSERT - Stereo jack	1	
	571 162	B,D	* KNOB - Stereo jack	1	
	464 447	B,D	HEADSET - Stereo	AR	
	464 362	B,D	HEADSET	AR	
	464 448	B,D	HEADSET - With boom microphone	AR	
	687 669	C,D	HEADSET - Stereo	AR	

When ordering, always specify Part Number, Description, and Serial Number of Aircraft

**PIPER AIRCRAFT
PA-46-310P/350P MALIBU
AIRPLANE PARTS CATALOG**

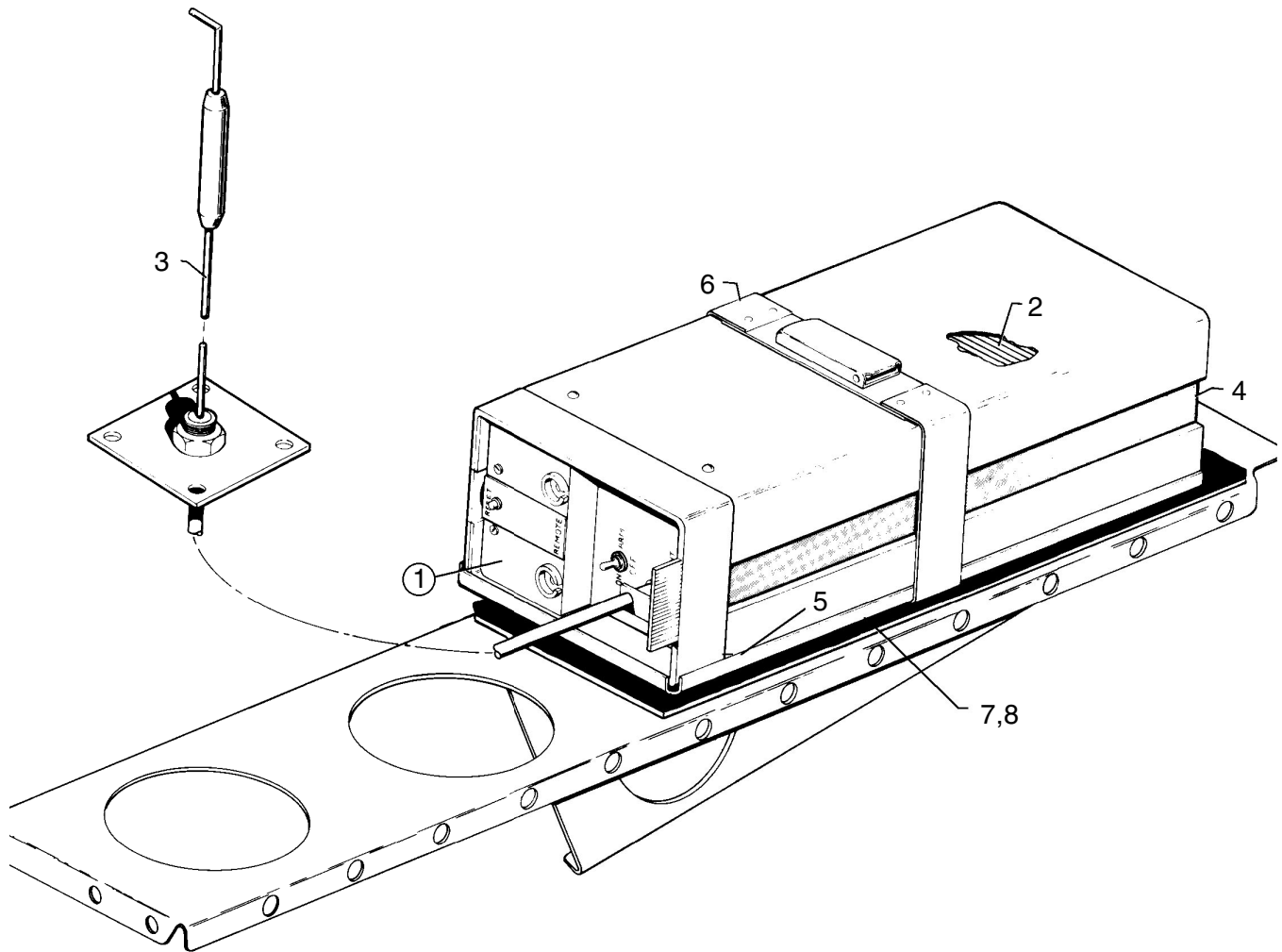


Figure 88. Piper Automatic Locator (ELT) Installation
(Narco Avionics)

Reissued: September 10, 2006

**PIPER AIRCRAFT
PA-46-310P/350P MALIBU
AIRPLANE PARTS CATALOG**

CODE EXPLANATIONS FOR FIGURE 88

- A - PA-46-310P only.
- B - PA-46-350P only.

**PIPER AIRCRAFT
PA-46-310P/350P MALIBU
AIRPLANE PARTS CATALOG**

Figure and Index Number	Part Number	Code	Nomenclature	No. Req.	Serial Numbers Affected
88-	84380	A	DRAWING - Piper Automatic Locator (ELT) Installation		
	06295	B	DRAWING - Piper Automatic Locator (ELT) Installation		
-1	597 461		TRANSMITTER ASSEMBLY - Automatic locator (ELT 10)	1	
-2	758 452		* BATTERY PACK - Transmitter assembly	1	
-3	597 257		* ANTENNA ASSEMBLY - ELT	1	
-4	763 019	A	* ANTENNA - Blade, portable	1	
	597 257	B	* ANTENNA - Blade, portable	1	
-5	758 453		* BASE - Transmitter assembly)	1	
-6	762 357		* STRAP - Transmitter assembly	1	
-7	89499-02	B	* BALLAST WEIGHT	1	
-8	89626-02	B	* TRAY ASSEMBLY	1	
-9	651 673	B	KIT - ELT 110-4 (without transmitter)	1	4622157 and up
-10	599-515	B	KIT - ELT 110-4(complete)	1	4622157 and up
-11	06290-05	A	HARNESS - ELT (aft)	1	
	06311-11	B	HARNESS ASSEMBLY - ELT (aft)	1	
-12	06290-04	A	HARNESS - ELT (fwd.)	1	
	06311-12	B	HARNESS ASSEMBLY - ELT (fwd.)	1	

When ordering, always specify Part Number, Description, and Serial Number of Aircraft

Reissued: September 10, 2006

**PIPER AIRCRAFT
PA-46-310P/350P MALIBU
AIRPLANE PARTS CATALOG**

THIS PAGE INTENTIONALLY LEFT BLANK

PIPER AIRCRAFT
PA-46-310P/350P MALIBU
AIRPLANE PARTS CATALOG

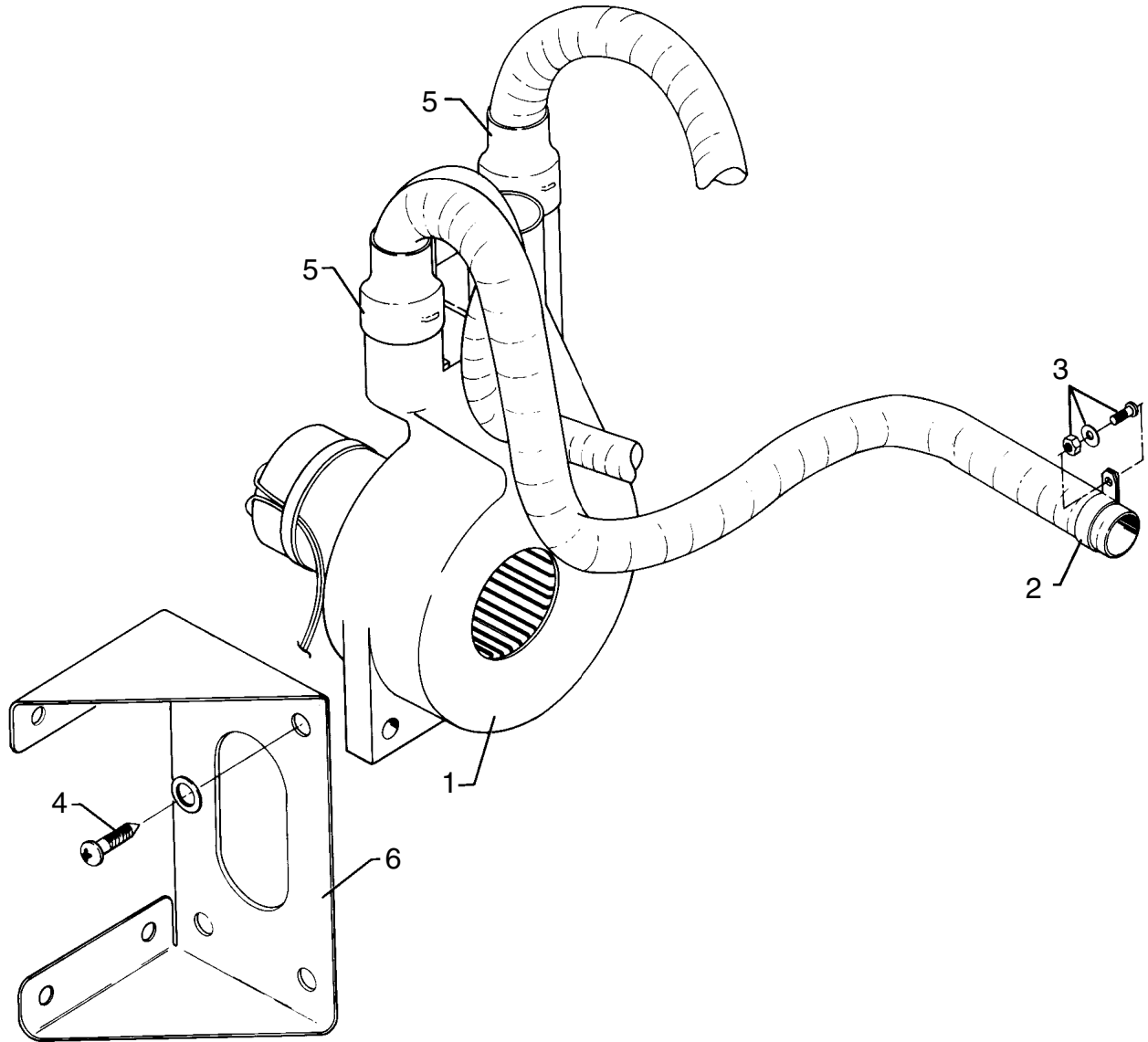


Figure 89. Avionics Cooling Installation

Reissued: September 10, 2006

**PIPER AIRCRAFT
PA-46-310P/350P MALIBU
AIRPLANE PARTS CATALOG**

CODE EXPLANATIONS FOR FIGURE 89

A - Alternate source.

**PIPER AIRCRAFT
PA-46-310P/350P MALIBU
AIRPLANE PARTS CATALOG**

Figure and Index Number	Part Number	Code	Nomenclature	No. Req.	Serial Numbers Affected
89-	84620		DRAWING - Radio Cooling Blower Installation		
-1	460 105		FAN - Avionics cooling	1	
	598 930	A	FAN	1	
-2	554 962		CLAMP	1	
-3	415 516		SCREW - (MS35206-228)	1	
	407 582		WASHER - (AN960-6L)	1	
	404 829		NUT - (MS20364-632C)	1	
-4	411 514		SCREW - (MS35207-245)	4	
	407 563		WASHER - (AN960-8)	4	
-5	187 859		TUBE - Heat shrink, 7/8 thick	AR	
-6	84403-03		BRACKET ASSEMBLY - Mount, blower	1	
-7	488 752		STRAP - securing, hoses to radio trays (MS3367-2-9)	AR	4622001 and up

When ordering, always specify Part Number, Description, and Serial Number of Aircraft

Reissued: September 10, 2006

**PIPER AIRCRAFT
PA-46-310P/350P MALIBU
AIRPLANE PARTS CATALOG**

CODE EXPLANATIONS FOR RADIO INSTALLATION DRAWINGS

- A - PA-46-310P.
- B - PA-46-350P.

**PIPER AIRCRAFT
PA-46-310P/350P MALIBU
AIRPLANE PARTS CATALOG**

Figure and Index Number	Part Number	Code	Nomenclature	No. Req.	Serial Numbers Affected
	84367	A	DRAWING - King KY-196 Dual Com Installation		
	84374	A	DRAWING - King KT-76A and KT-79 Transponder Installation		
	84376	A	DRAWING - King KNS-80 Area Nav Installation		
	84384	A	DRAWING - King KRA-10A - Radar Altimeter Installation		
	84388	A	DRAWING - King KNS-81 Area Nav Installation		
	84386	A	DRAWING - King KX165/K1206 Comm/Nav. Installation		
	84378	A	DRAWING - King KR-87 ADF Installation		
	84390	A	DRAWING - King KN-62A DME Installation		
	84393	A	DRAWING - King KN-63 DME Installation		
	84407	A	DRAWING - King KN-53 Nav. Installation		
	84172	A	DRAWING - Stereo Cassette Installation		
	89962	B	DRAWING - King KY 196 Single and Dual Com Installation		
	89965	B	DRAWING - King KT-76A or KT - 79 Transponder Installation		
	89964	B	DRAWING - King KNS-80 Area Nav. Installation		
	89953	B	DRAWING - King KNS-81 Area Nav. Installation		
	89956	B	DRAWING - King KRA-10A - Radar Altimeter Installation		
	89954	B	DRAWING - King KX165 Comm/Nav. Installation		
	89959	B	DRAWING - King KR-87 ADF Installation		
	89960	B	DRAWING - King KN-53 w/KN-72 Nav. Installation		
	89963	B	DRAWING - King KMA-24 Audio Marker Beacon Installation		
	89966	B	DRAWING - King KN-53 Nav. Installation		
	89958	B	DRAWING - Wulfsberg Flitefone VI Radiotelephone Installation		
	89957	B	DRAWING - KING KI-229 RMI Installation		
	89952	B	DRAWING - King KN-63 DME Installation		
	89951	B	DRAWING - King KN-62A DME Installation		
	85256	B	DRAWING - Intercom/Stereo CD Player Installation		
	100862	B	DRAWING - King KT-70 or KT-71 Transponder Installation		

When ordering, always specify Part Number, Description, and Serial Number of Aircraft

Reissued: September 10, 2006

**PIPER AIRCRAFT
PA-46-310P/350P MALIBU
AIRPLANE PARTS CATALOG**

THIS PAGE INTENTIONALLY LEFT BLANK

PIPER AIRCRAFT
PA-46-310P/350P MALIBU
AIRPLANE PARTS CATALOG

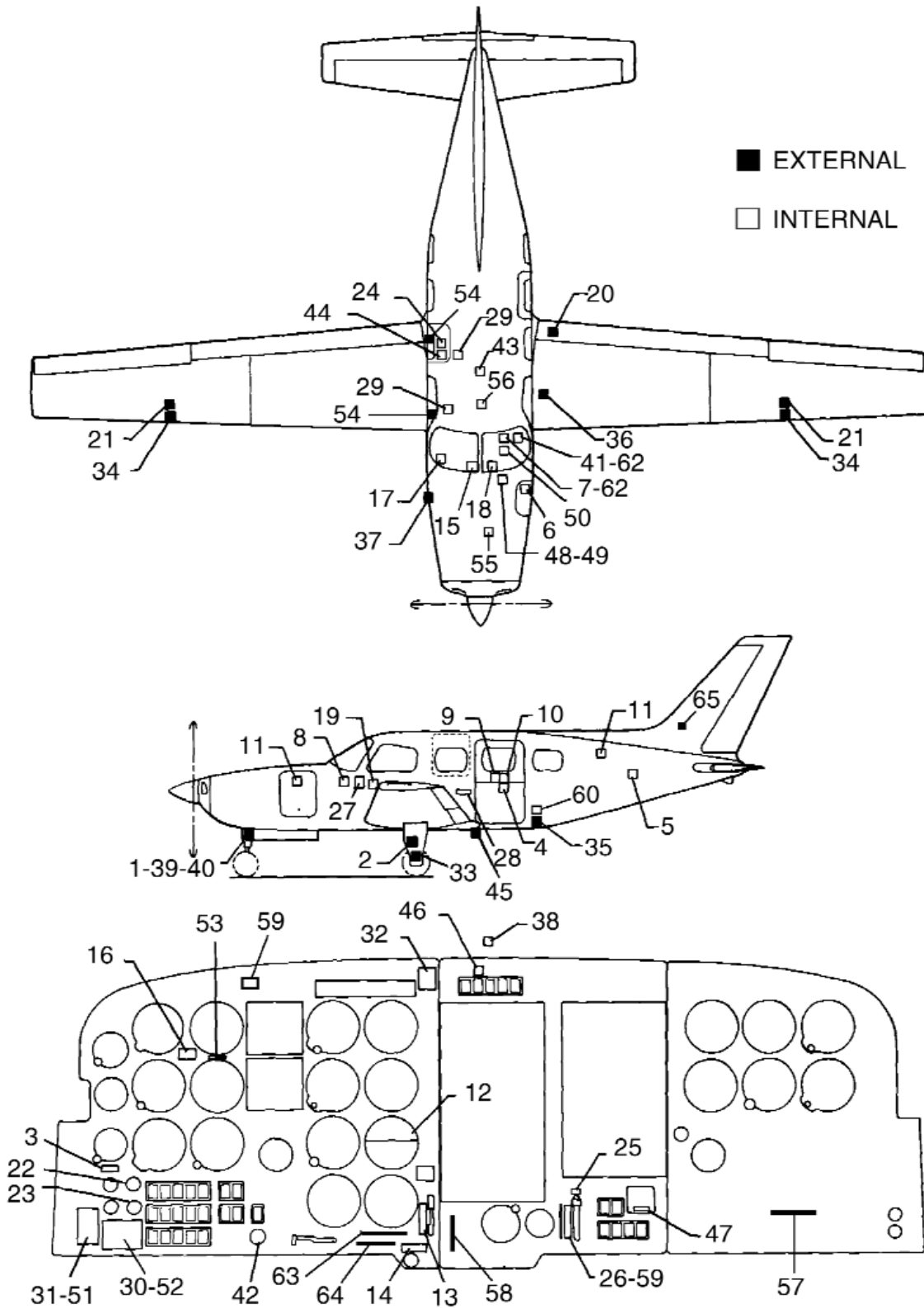


Figure 90. Placards and Decals Installation

Reissued: September 10, 2006

**PIPER AIRCRAFT
PA-46-310P/350P MALIBU
AIRPLANE PARTS CATALOG**

CODE EXPLANATIONS FOR FIGURE 90

- A - PA-46-310P only.
- B - PA-46-350P only.

PIPER AIRCRAFT

PA-46-310P/350P MALIBU

AIRPLANE PARTS CATALOG

Figure and Index Number	Part Number	Code	Nomenclature	No. Req.	Serial Numbers Affected
90-	82208	A	DRAWING - Placards Installation		
	89502	B	DRAWING - Placards Installation		
-1	87369-51	A	PLACARD - Service instructions, nose gear strut (583 963)	1	
	87369-75	B	PLACARD - Service instructions, nose gear strut (656 110)	1	
-2	87369-50	A	PLACARD - Service instructions, main gear strut (583 962)	2	
	87369-74	B	PLACARD - Service instructions, main gear strut (656 111)	2	
-3	84967-22		DECAL - Alternate static source (656 015)	1	
-4	84967-21		DECAL - Lower door open-close (656 014)	1	
-5	84967-11		DECAL - Static vents (656 004)	2	
-6	84967-08		DECAL - External power (656 001)	1	
-7	84967-16	A	DECAL - Checklist, Takeoff/Landing (656 009)	2	
-8	84967-10		DECAL - Induction air (656 003)	1	
-9	84967-20		DECAL - Upper door open-close (656 013)	1	
-10	84967-19		DECAL - Door open (656 012)	1	
-11	84967-13		DECAL - Maximum baggage (656 006)	2	
-12	84967-14	A	DECAL - Cruise mixture (656 007)	1	
-13	84967-17	A	DECAL - Up/down (656 080)	1	46-8408001 thru 46-8608067 and 4608001 thru 4608140 and 4622001 thru 4622075 4622076 and up
	84967-72	B	DECAL - Up/down (656 080)		
	84967-111	B	PLACARD - Landing gear, up/down (656 121)	1	4622076 and up
-14	84967-15		DECAL - Emergency gear extension (656 008)	1	
-15	84967-09		DECAL - Engine control, elevator trim, rudder trim (656 002)	1	
-16	84967-39		DECAL - Airspeed (656 056)	1	46-8408001 thru 46-8608067 and 4608001 and up
-17	89579-02		DECAL - Operating limitations (683 261)	1	
-18	84967-24		DECAL - Fuel selector (656 017)	1	
-19	84967-23		DECAL - Static drain, push (656 016)	1	
-20	87341-04		PLACARD - No step (583 583)	1	
-21	456 682		DECAL - Avgas only	2	
-22	83804-04		PLACARD - Defrost, pull-on (583 951)	1	
-23	83804-05	A	PLACARD - Footwarmer, pull-on	2	
-24	84987-02	A	PLACARD ASSEMBLY - Emergency exit	1	
	84987-04	B	PLACARD ASSEMBLY - Emergency exit	1	
-25	84967-02		DECAL - Flaps (456 690)	1	
-26	84967-03	A	DECAL - Flap position indicator (456 691)	1	
	84967-99	B	DECAL - Flap position indicator (656 105)	1	
-27	84967-29	A	DECAL - Circuit breaker panel, forward, upper (656 022)	1	
	84967-28	A	DECAL - Circuit breaker panel, forward, upper center (656 021)	1	
	84967-27	A	DECAL - Circuit breaker panel, forward, lower center (656 020)	1	
	84967-25	A	DECAL - Circuit breaker panel, forward, lower (656 018)	1	
	84967-26	A	DECAL - Circuit breaker panel, forward, "Battery Feeder" (656 019)	1	
	84967-33	A	DECAL - Circuit breaker panel, aft, upper	1	
	84967-32	A	DECAL - Circuit breaker panel, aft, upper center (656 025)	1	
	84967-65	A	DECAL - Circuit breaker panel, aft, lower center (656 068)	1	46-8608001 thru 46-8608067 and 4608001 and up
	84967-30	A	DECAL - Circuit breaker panel, aft, lower (656 023)	1	46-8408001 thru 46-8608067 and 4608001 thru 4608007 4608008 and up
	84967-71	A	DECAL - Circuit breaker panel, aft, lower (656 079)	1	
-28	84749-02	A	NAMEPLATE - "Malibu" (476 113)	2	
-29	83998-02	A	DECAL - Emergency oxygen (656 041)	2	
-30	84967-34	A	DECAL - Standby map/avionic/manual (656 029)	1	
-31	-----		Deleted		
-32	84967-36	A	DECAL - Press to test (656 031)	1	
	84967-106	B	DECAL - Press to test (656 116)	1	
-33	84967-47		DECAL - Ground attach point (656 045)	2	

When ordering, always specify Part Number, Description, and Serial Number of Aircraft

Reissued: September 10, 2006

PIPER AIRCRAFT

PA-46-310P/350P MALIBU

AIRPLANE PARTS CATALOG

Figure and Index Number	Part Number	Code	Nomenclature	No. Req.	Serial Numbers Affected
90-34	84967-38		DECAL - Attach grounding cable (656 035)	2	
-35	87336-02		PLACARD - Static vents (583 538)	2	
-36	84967-40		DECAL - Fuel sump drain (656 037)	2	
-37	84967-41		DECAL - Fuel filter drain, push (656 038)	1	
-38-	87369-27		PLACARD - Compass error (583 666)	1	
-39	35669-08		PLACARD - Turn limit (582 786)	1	
-40	35669-05		PLACARD - Nose gear (582 783)	1	
-41	84967-73	A	DECAL - Climb/Cruise Power Settings (656 081)	2	
-42	35669-81		PLACARD - Parking brake, pull (583 063)	1	
-43	84967-42	A	DECAL - Fire extinguisher (656 039)	1	
-44	030053-01	A	PLACARD - Table stowage	1	
-45	030060-01		PLACARD - Drain, cabin pressure (583 725)	3	
-46	84967-45	A	DECAL - AutoPilot (656 043)	1	
-47	87369-15	A	PLACARD - Prop heat amps (583 531)	1	
-48	96548-00		PLACARD - Fluid level line, brake reservoir (581 738)	1	
-49	96546-00		PLACARD - Brake reservoir (581 883)	1	
-50	84967-52		DECAL - Grasp here only (for sun visors)	2	
-51	84967-91	B	DECAL - Tie Bus	1	
-52	84967-101	B	DECAL - Dimming	1	
-53	84967-93	B	DECAL - Airspeed limitations (656 103)	1	
-54	83985-02	B	DECAL - Oxygen	2	
-55	89379-05	B	PLACARD - Oil grade information	1	
-56	84967-94	B	DECAL - DIM (656 109)	1	
-57	84967-97	B	DECAL - Defrost and cabin heat (656 106)	1	
-58	84967-98	B	DECAL - Amp, volt and alternator (656 107)	1	
-59	84967-100	B	DECAL - Stall warning and test (656 104)	1	
-60	-----	B	Deleted		
-61	84967-107	B	DECAL - Cabin pressure/pull off (656 117)	1	
-62	84967-104	B	DECAL - Check list	1	
	84967-108	B	DECAL - Climb/cruise power settings (656 118)	1	
-63	84967-109	B	DECAL - Cylinder number (656 119)	1	4622076 and up
-64	84967-110	B	DECAL - CHT cycle (656 120)	1	4622076 and up
-65	89910-02	B	STENCIL - Malibu Mirage (687 668)	2	
-66	62923-00	B	PLACARD - Fuel checker (581 055)	1	
-67	69669-198	B	PLACARD - A/P and electric trim pre-flight	1	
-68	84967-192	B	DECAL - GPS data loader	1	4622190 and up
-69	84967-195	B	DECAL - Manifold pressure limitations	1	
-70	85180-03	B	PLACARD - Mic./phone	1	4622001 thru 4622178
	84967-196	B	DECAL - Mic./phone	1	4622179 and up
-71	85180-04	B	PLACARD - Phone/mic.	1	4622001 thru 4622178
	84967-197	B	DECAL - Phone/mic.	1	4622179 and up
-72	85180-05	B	PLACARD - Intercom	1	4622001 thru 4622178
	84967-198	B	DECAL - Intercom	1	4622179 and up

When ordering, always specify Part Number, Description, and Serial Number of Aircraft

**PIPER AIRCRAFT
PA-46-310P/350P MALIBU
AIRPLANE PARTS CATALOG**

THIS PAGE INTENTIONALLY LEFT BLANK

**PIPER AIRCRAFT
PA-46-310P/350P MALIBU
AIRPLANE PARTS CATALOG**

CODE EXPLANATIONS FOR OPTIONAL EQUIPMENT KITS AND REPAIR KITS

A - Refer to latest revision of Piper Service Bulletin 997.

PIPER AIRCRAFT

PA-46-310P/350P MALIBU

AIRPLANE PARTS CATALOG

Figure and Index Number	Part Number	Code	Nomenclature	No. Req.	Serial Numbers Affected
OPTIONAL EQUIPMENT KITS					
67422-28			INDICATOR LIGHT		46-8408001 and up
83985-04			OXYGEN SYSTEM INSTALLATION - Passengers, optional		46-8408001 and up
83985-05			OXYGEN SYSTEM INSTALLATION - Crew, optional		
84338-07			HARNES ASSEMBLY -Dual Alternators		46-8408001 and up
84941-02			PLOTTER ASSEMBLY - Weight and balance (Reference Piper Service Bulletin #939 - latest revision)		
87549-02			PLOTTER ASSEMBLY - Weight and balance (Reference Piper Service Bulletin #939 - latest revision)		
89507-05			PLOTTER ASSEMBLY - Weight and balance (Reference Piper Service Bulletin #939 - latest revision)		4622001 and up
89120-02			INSIDE WINDOW INSTALLATION - (double-pane windows)		46-8408001 and up
765 346			KIT - Cabin Heat, Inside Window Installation		46-8408001 thru 46-808067 and 4608001 thru 4608083
765 348			KIT - Cabin Heat, Supplemental Heater		46-8408001 thru 4608102 and 4608001 and up
765 353			KIT - Additional Post Lighting		46-8408001 thru 46-8608067 4608001 thru 4608059
765 354			KIT - Digital Turbine Inlet Temperature Installation		46-8408001 thru 46-8608067 and 4608001 and up
765 314			RADAR INSTALLATION		46-8608001 thru 46-8608067 and 4608001 and up
766 242			RADAR INSTALLATION		
765 138			AIR CONDITIONING SYSTEM INSTALLATION		46-8408038 thru 46-8608067 and 4608001 and up
06221-05			COMPACT DISC PLAYER INSTALLATION		4622001 and up
84418-02			FIRE EXTINGUISHER INSTALLATION (without cabinets)		46-8408001 thru 4608140, 4622001 thru 4622074
84418-03			FIRE EXTINGUISHER INSTALLATION (with cabinets)		46-8408001 thru 4608140, 4622001 thru 4622074
84418-04			FIRE EXTINGUISHER INSTALLATION (without cabinets)		4622075 and up
84418-05			FIRE EXTINGUISHER INSTALLATION (with cabinets)		4622075 and up
766 277			GEAR DOWN PRESS. SW. BYPASS RELAY INSTALLATION (Reference Piper Service Bulletin #964B - latest revision)		4622001 thru 4622136
766 278			GEAR DOWN PRESS. SW. BYPASS RELAY INSTALLATION (Reference Piper Service Bulletin #964B - latest revision)		46-8408001 thru 4608140
85538-02			FUEL MANAGEMENT INSTALLATION		4622179 and up
72496-263			KIT - Avionics - KLN 90 A GPS RNAV		
766 603			KIT - Battery installation - Brazilian certification		4622190 and up
765 523			KIT - Electric flap retrofit		46-8408001 thru 46-8508109
766 609			KIT - S/S hardware - engine cowling & rear panel attachment		4622001 and up
766 638			KIT - Shoulder harness mounting bracket modification (crew and rear bench seats) (Reference Piper Service Bulletin #999 - latest revision)		
766 662			KIT - Hybrid outboard wing installation		
766 663			KIT - Hybrid outboard wing installation		
766 687			KIT - Hybrid outboard wing installation (for planes with leading- edge radar)		
REPAIR KITS					
766 222			FIRE-RESISTANT FIBERGLASS		46-8408001 and up
766 211			NOSE GEAR TRUNION REPLACEMENT (Reference Piper Service Bulletin #1087B - latest revision)		46-8408001 thru 46-8608067 and 4608001 thru 4608140

When ordering, always specify Part Number, Description, and Serial Number of Aircraft

Reissued: September 10, 2006

PIPER AIRCRAFT

PA-46-310P/350P MALIBU

AIRPLANE PARTS CATALOG

Figure and Index Number	Part Number	Code	Nomenclature	No. Req.	Serial Numbers Affected
	763 060		ACTUATOR (Reference Piper Service Bulletin #943A - latest revision)		
	765 365		POWERPLANT COOLING IMPROVEMENT (Reference Piper Service Bulletin #892A - latest revision)		46-8408002 thru 46-8608067 and 4608001 thru 46-08129
	765 369		CARPET RUNNER RETAINER INSTALLATION - Oxygen drawer (Reference Piper Service Bulletin #919 - latest revision)		46-8408001 thru 46-08067 and 4608001 thru 4608140
	765-374		SHOULDER HARNESS INSTALLATION - Aft facing (Reference Piper Service Bulletin #896 - latest revision)		46-8408001 thru 46-8608067 and 4608001 thru 4608044
	765 375		SHOULDER HARNESS INSTALLATION - Aft (Reference Piper Service Bulletin #896 - latest revision)		46-8408001 thru 46-8408087
	63913-199		LEFT FUEL VENT LINE - Protective sleeve or hose		46-8408001 thru 46-8608067 and 4608001 thru 4608140
	02565-02		COVER ASSEMBLY		4622001 thru 4622040 and 4622042 thru 4622048
	42414-00		* GASKET		
	766 215		NOSE BOWL DOUBLER		4622001 thru 4622030
	765 381		AILERON CABLE ROUTING - Wing		46-8408001 thru 46-8608088 and 4608022 thru 4608066 4622007 and 4622008 only
	765 394		ERDA CREW SEAT - Recliner		
	756 892		PROPELLER REPAIR KIT		
	763 059		ANGLE SUPPORT - Forward baggage compartment		
	765 124		AIR CONDITIONING SYSTEM INSTALLATION		46-8408001 thru 46-8408037
	765 126		PNEUMATIC DEICER SYSTEM INSTALLATION		46-8408001 thru 46-8508018
	599 211		PNEUMATIC BOOTS DE-ICE KIT		4622001 and up
	766 272		ELEVATOR TRIM CABLE GUIDE TUBE SPLICE (Reference Piper Service Bulletin #953 - latest revision)		46-8408001 thru 4608140, 4622001 thru 4622117
	765 128		ICE DETECTION LIGHT		
	765 129		PROPELLER DEICER SYSTEM INSTALLATION		
	765 130		WINDSHIELD DEICER SYSTEM INSTALLATION		
	765 133		DUAL ALTERNATOR INSTALLATION		
	765 134		DUAL ALTERNATOR PULLEY INSTALLATION		
	765 159		DEICE HOSE REPLACEMENT		46-8408001 thru 46-8508018
	765 301		OIL DOOR MODIFICATION (Reference Piper Service Letter #968A - latest revision)		46-8408001 thru 46-8608053
	765 324		MAIN LANDING GEAR ACTUATOR		4608008 and up
	765 325		NOSE GEAR LOCKING ACTUATOR		4608008 and up
	765 326		EMERGENCY RELEASE VALVE		4608008 and up
	765 327		SEQUENCE VALVE		4608008 and up
	765 328		MASTER CYLINDER		4608008 and up
	765 329		HYDRAULIC PUMP		4608008 and up
	765 330		NOSE DOOR RETRACT CYLINDER		4608008 and up
	765 336		MAIN LANDING GEAR ACTUATOR		4608008 and up
	765 337		NOSE LANDING GEAR ACTUATOR		4608008 and up
	765 347		GEAR DOOR HINGE SUPPORT MODIFICATION		46-8408001 thru 46-8608067 and 4608001 thru 4608082
	766 628	A	JACK POINT REINFORCEMENT - RIGHT WING (Reference Piper Service Bulletin #997 - latest revision)		46-8408001 thru 46-8608067; 4608001 thru 4608140 and 4622001 thru 4622126
	766 247		CENTER RIB REINFORCEMENT KIT (Reference Piper Service Bulletin #949 - latest revision)		46-8408001 thru 4608140, 4622001 thru 4622136
	766 248		CENTER RIB REPAIR - Left wing (Reference Piper Service Bulletin #949 - latest revision)		46-8408001 thru 4608140, 4622001 thru 4622136
	766 249		CENTER RIB REPAIR - Right wing (Reference Piper Service Bulletin #949 - latest revision)		46-8408001 thru 4608140, 4622001 thru 4622136
	766 267		HEAT SHIELD INSTALLATION (Reference Piper Service Bulletin #960 - latest revision)		46-8408001 thru 4608140
	766 268		HEAT SHIELD INSTALLATION (Reference Piper Service Bulletin #960 - latest revision)		4622001 thru 4622110

When ordering, always specify Part Number, Description, and Serial Number of Aircraft

PIPER AIRCRAFT

PA-46-310P/350P MALIBU

AIRPLANE PARTS CATALOG

Figure and Index Number	Part Number	Code	Nomenclature	No. Req.	Serial Numbers Affected
	766 245		ELECTRIC FLAP CAM ASSEMBLY REPAIR (Reference Piper Service Bulletin #963 - latest revision)		46-8408001 thru 4608140, 4622001 thru 4622119
	765 198		ALTERNATE AIR VALVE MODIFICATION (Reference Piper Service Letter #985 - latest revision)		46-8408001 thru 46-8608033
	766 280		LOWER WING RIVET DOUBLER & REPAIR KIT (Reference Piper Service Bulletin #796B - latest revision)		4622001 thru 4622131
	766 613		KIT - KLN 90 B GPS OBS resolver wiring modification (Reference Piper Service Bulletin #993 - latest revision)		4622190 and up
	766 651		KIT - Cabin door threshold modification		4622001 and up
	766 654		KIT - Control column quadrant & bulkhead re-work (Reference Piper Service Bulletin #1021 - latest revision)		
	766 656		KIT - Wing-to-fuselage reinforcement (use required tool kit 766 657) (Reference Piper Service Bulletin #1027 - latest revision)		4622191 thru 4622200
	767 337		KIT - Starter replacement (Reference Piper Service Letter #1053 - latest revision)		4622001 and up
	767 352		KIT - Shear clip installation, stringer to rib (Reference Piper Service Letter #1057 - latest revision)		4622001 and up
	767 353		KIT - Doubler & patch installation, upper inboard wing skin (Reference Piper Service Letter #1057 - latest revision)		4622001 and up
	767 355		KIT - Pilot's side window installation (undrilled window)		
	766 665		KIT - Inboard wing replacement		

SPECIAL TOOLS

762 109	TEMPLATE - Brush alignment, propeller
84932-03	TOW BAR - (See Figure 36, Cockpit Finishing Installation.)
766 657	TOOL SUPPLEMENT KIT - (Required with wing reinforcement kit 766 656) (Reference Piper Service Bulletin #1027 - latest revision)

When ordering, always specify Part Number, Description, and Serial Number of Aircraft

Revised: September 10, 2006

PIPER AIRCRAFT
PA-46-310P/350P MALIBU
AIRPLANE PARTS CATALOG

CODE EXPLANATIONS FOR MISCELLANEOUS HARDWARE AND CONSUMABLES

- A - Common hardware to Piper part number cross reference available on Aerofiche. Contact your local Piper distributor for more information.
- B - Used on wing installation. Some items are also used in other places on aircraft.
- C - Location and quantity of items is found on applicable installation drawings.

When ordering, always specify Part Number, Description, and Serial Number of Aircraft

Reissued: September 10, 2006

3F16

PIPER AIRCRAFT

PA-46-310P/350P MALIBU

AIRPLANE PARTS CATALOG

Figure and Index Number	Part Number	Code	Nomenclature	No. Req.	Serial Numbers Affected
MISCELLANEOUS HARDWARE AND CONSUMABLES					
1766 005	A		AEROFICHE - Common hardware part number cross reference		
279 035	B,C		ADHESIVE HYSOL - 9309, 1 quart kit	AR	
279 041	B,C		ADHESIVE HYSOL - 9309, 50 gram kit	AR	
484 912	B,C		RIVET - Crown flush, YAA, 4-6	AR	
485 069	B,C		RIVET - Crown flush, YAA, 4-7	AR	
485 070	B,C		RIVET - Crown flush, YAA, 4-8	AR	
485 071	B,C		RIVET - Crown flush, YAA, 4-9	AR	
485 072	B,C		RIVET - Crown flush, YAA, 4-10	AR	
485 091	B,C		RIVET - Crown flush, YAA, 4-11	AR	
485 093	B,C		RIVET - Crown flush, YAA, 5-4	AR	
484 913	B,C		RIVET - Crown flush, YAA, 5-5	AR	
485 014	B,C		RIVET - Crown flush, YAA, 5-6	AR	
485 074	B,C		RIVET - Crown flush, YAA, 5-7	AR	
485 096	B,C		RIVET - Crown flush, YAA, 5-8	AR	
485 098	B,C		RIVET - Crown flush, YAA, 5-9	AR	
485 075	B,C		RIVET - Crown flush, YAA, 5-10	AR	
485 076	B,C		RIVET - Crown flush, YAA, 5-12	AR	
485 077	B,C		RIVET - Crown flush, YAA, 5-14	AR	
522 650	B,C		RIVET - Cherry max, 4-2	AR	
522 651	B,C		RIVET - Cherry max, 4-3	AR	
420 250	B,C		RIVET - MS20470AD6-9	AR	
420 233	B,C		RIVET - MS20470AD5-7	AR	
420 234	B,C		RIVET - MS20470AD5-8	AR	
420 235	B,C		RIVET - MS20470AD5-9	AR	
680 634	B,C		RIVET - HL18-6-6	AR	
680 679	B,C		RIVET - HL18-6-5	AR	
680 677	B,C		RIVET - HL18-6-4	AR	
484 910	C		RIVET - Crown flush, YAA, 4-4	AR	
484 911	C		RIVET - Crown flush, YAA, 4-5	AR	
485 073	C		RIVET - Crown flush, YAA, 4-12	AR	
522 602	C		RIVET - CR2245-4-3	AR	
522 603	C		RIVET - CR2245-4-4	AR	
522 604	C		RIVET - CR2245-4-5	AR	
522 605	C		RIVET - CR2245-4-6	AR	
522 690	C		RIVET - CR3245-4-2	AR	
522 882	C		RIVET - CR2249-4-2	AR	
523 171	C		RIVET - NAS1769D4-2	AR	
523 172	C		RIVET - NAS1769D4-3	AR	
523 355	C		RIVET - Crown flush, YAA, 4-3	AR	
680 684	C		RIVET - HL18-10-10	AR	
680 687	C		RIVET - HL19-6-10	AR	
680 638	C		RIVET - HL19-6-11	AR	
556 122	C		COLLAR - HL82-6AW	AR	
557 352	C		COLLAR - HL70-10	AR	
420 200	C		RIVET - MS20470AD3-3	AR	
520 200	C		RIVET - MS20470AD3-3.5	AR	
420 217	C		RIVET - MS20470AD4-5	AR	
423 183	C		RIVET - CR3245-4-1	AR	
522 690	C		RIVET - CR3245-4-2	AR	
423 185	C		RIVET - CR3245-4-3	AR	

When ordering, always specify Part Number, Description, and Serial Number of Aircraft

Reissued: September 10, 2006

**PIPER AIRCRAFT
PA-46-310P/350P MALIBU
AIRPLANE PARTS CATALOG**

Figure and Index Number	Part Number	Code	Nomenclature	No. Req.	Serial Numbers Affected
	179 754	C	SEALANT - PR1422B2	AR	
	179 760	C	SEALANT - RTV-108	AR	
	179 771	C	SEALANT - 5674-7	AR	
	279 034	C	SEALANT - PR1435G	AR	
	279 036	C	SEALANT - PR1403GB2	AR	
	912 020	C	ADHESIVE - EC801	AR	
	279 021	C	ADHESIVE - RTV-157	AR	
	279 029	C	ADHESIVE - RTV-133	AR	
	912 018	C	CEMENT - A56B	AR	
	912 019	C	CEMENT - EC1300L	AR	
	922 950	C	LUBRICANT - OCR 404	AR	

When ordering, always specify Part Number, Description, and Serial Number of Aircraft

**PIPER AIRCRAFT
PA-46-310P/350P MALIBU
AIRPLANE PARTS CATALOG**

NUMERICAL INDEX

Part Number	Figure and Index No.	Part Number	Figure and Index No.	Part Number	Figure and Index No.	Part Number	Figure and Index No.
02565-02	49A-19	35669-81	34-42	59486-03	63-17	63901-140	49A-19
02565-02	Misc	35669-81	90-42	59486-04	63-17	63901-142	55A-59
02585-04	42-68	35696-02	48-8	61402-55	49A-27	63901-148	65C-6
02585-05	42-68	35696-02	50-5	61402-55	49A-35	63901-41	65-30
06204-02	87-	35725-03	2-52	61879-02	49A-48	63901-41	65c-5
06221-05	Misc	35777-08	83-2	62654-00	41-39	63901-78	65-27
06290-04	88-12	35777-08	83-2	62654-00	41-39	63901-78	65C-4
06290-05	88-12	35777-15	83-2	62654-04	41-39	63901-178	49A-23
06303-05	86-8a	35801-11	50-6	62832-00	57-46	63904-116	59-27
06303-06	86A-8	35802-04	4-33	62833-10	25-34	63904-25	63-18
06303-07	86A-8a	37848-02	42-18	62833-101	54-24	63913-199	55-12a
06303-08	86-8	37902-02	42-42	62833-101	54-25	63913-199	Mics
06311-11	88-11	37902-06	42-63	62833-101	54A-49	65103-03	51A-27
06311-12	88-12	37902-08	42-42	62833-134	26-31	65103-03	51A-4
030053-01	36-38	38256-02	26-5	62833-139	30-41	65653-05	63B-10
17604-21	49A-17b	38408-02	57-44	62833-14	16-50	65653-05	63C-16
18132-00	54-8	39481-03	30-2	62833-27	25-38	65653-09	54-32
18132-00	54A-8	39482-03	30-3	62833-46	58-16	65742-00	19-11
18132-00	71A-62	39761-08	38-12	62833-78	42-30	66530-00	57-45
18132-02	54-17	39761-09	38-17	62833-78	42-31	66580-02	81-9
18219-00	54-9	39761-10	38-6	62923-00	90-67	66789-00	77-16
18219-00	54A-9	39820-02	4-35g	63078-34	2-67	66810-02	4-36e
18219-00	71A-62	39821-02	4-35c	63186-09	83-5	66813-00	4-36a
18219-02	54-19	39822-02	4-35	63186-35	20-21	66814-00	4-36b
18219-02	54A-20	39822-03	4-35e	63186-36	20-22	66814-02	4-36c
18219-02	54A-27	39824-800	4-34	63633-158	69A-2	66815-00	4-35f
18219-02	54A-45	39855-05	4-35j	63633-158	75-2	66815-00	4-36d
20787-00	30-12c	39856-02	4-35a	63633-158	75-3	66820-00	30-13
21156-00	40-38	39995-08	49A-23	63633-196	69-9	66853-00	34-36
21710-00	26-9	39995-50	55A-75	63633-196	69A-9	66979-00	58-5
21710-00	30-28	40599-28	4-56	63633-197	69-10	67012-00	30-7
22793-02	59-30	42414-00	49A-19	63633-197	69A-10	67012-02	30-7
23969-02	78-7	42414-00	Mics	63633-198	69-8	67026-07	30-32
23969-03	78-7	49445-02	17-9	63633-198	69A-5	67050-03	26-2
24047-00	58-6	49445-03	17-9	63633-199	69A-3	67050-05	26-2
24048-00	58-7	49990-36	74-10a	63656-00	25-25	67099-02	26-4
26898-03	77-3	51006-00	44-23	63882-03	63B-8	67106-00	26-52
26898-03	77A-28	56958-50	49A-47	63882-32	78-29	67168-00	33-11
26898-05	82-1	56958-50	49A-53	63900-14	45-2b	67168-00	62-38
26898-05	77A-31	56958-57	49A-22	63900-35	26-36	67169-00	33-12
31797-00	30-8	56958-59	49A-22	63900-118	70-3a	67277-00	30-44
35207-04	86A-4	56961-54	65C-14	63900-147	41-40	67431-00	44-12
35669-05	25-63	56976-25	49A-25	63900-149	41-47	67431-05	44-13
35669-05	90-40	57401-13	49A-49	63901-100	49A-23	67431-07	44-11
35669-08	25-62	57401-33	55A-73	63901-115	66-20	67437-02	36-4
35669-08	90-39	59486-02	63-17	63901-115	66A-2	67439-02	66A-31

**PIPER AIRCRAFT
PA-46-310P/350P MALIBU
AIRPLANE PARTS CATALOG**

NUMERICAL INDEX

Part Number	Figure and Index No.	Part Number	Figure and Index No.	Part Number	Figure and Index No.	Part Number	Figure and Index No.
67439-02	79B-13	76178-00	42-15	82200-676	12-3	82260-02	11-84
67487-05	77A-2	76178-00	42-14	82200-68	2-1	82263-02	11-62
67487-05	77A-7	76342-00	42-16	82200-680	7-33	82265-02	17-7
67487-06	78A-1	76343-00	42-17	82200-680	11-4	82267-02	11-7a
67728-02	55-85	76347-00	42-12	82200-696	2-23	82270-02	10-51
67728-02	55A-76	76347-01	42-12	82200-854	7-10	82271-06	9-14
68022-14	41-32	76349-00	42-18	82219-03	17-11	82271-07	9-14
68414-06	57-3	76351-02	42-21	82233-10	48-32	82271-04	9-13
68611-00	40-31	76351-03	42-22	82233-12	48-33	82271-05	9-13
68699-09	58-14	76356-02	42-44	82233-13	48-31	82271-10	9-13
68770-17	77-17	77910-09	49A-34	82233-14	48-46	82271-11	9-13
68928-00	40-36	78039-00	48-6	82244-02	77B-19	82273-02	9-27
68929-00	40-37	78039-00	70-17	82244-02	77C-26	82273-03	9-27
69011-00	54-18	78490-00	25-12	82244-03	77B-19	82274-02	9-23
69011-00	63A-55	78541-00	25-11	82244-03	77C-26	82274-03	9-23
69011-00	67-27	79207-00	42-23	82246-02	77B-18	82275-02	9-25
69012-00	54-20	79399-02	46-1	82246-02	77C-25	82275-03	9-25
69012-00	63A-55	79572-00	19-12	82246-03	77B-18	82276-800	9-24
69012-00	67-28	79595-19	77-9	82246-03	77C-25	82276-801	9-24
69669-198	90-68	79595-19	77B-24	82247-02	15-61	82277-02	7-11
70371-02	34-30	79595-19	77B-35	82248-02	14-42	82277-03	7-11
70371-02	54-22	79595-19	78-10	82250-05	7-34	82278-803	7-12
70371-02	54A-16	79595-21	78-1	82250-06	8-85	82279-800	9-31
70371-02	63A-52	79650-02	38-23a	82250-801	7-32	82280-02	19-1
70371-02	67-50	80024-46	49A-49	82250-802	12-13	82280-03	19-1
70371-02	69-31	80122-88	26-35	82250-804	7-32	82280-04	19-1
70371-02	69A-17	80122-88	30-23	82251-02	12-12	82280-06	19-1
70371-03	34-30	82200-648	25-62	82251-03	12-12	82282-02	19-2
70371-03	54-21	82200-648	11-1	82253-02	8-1	82282-03	19-2
70371-03	54A-16	82200-652	7-1	82253-03	7-4	82282-12	19-2
70371-03	63A-52	82200-654	7-8	82253-04	7-3	82285-02	10-34
70371-03	67-51	82200-655	7-9	82253-05	8-73	82285-03	10-35
70371-03	69-32	82200-655	9-2	82253-06	8-74	82286-02	10-33
70371-03	69A-17	82200-656	7-19	82253-07	8-79a	82287-02	7-29
71240-06	44-17a	82200-656	10-26	82253-08	8-80a	82288-07	19-20
72496-263	Misc	82200-657	7-15	82253-09	8-82a	82292-02	9-29
72496-264	86A-10	82200-657	10-1	82253-800	8-35	82297-02	19-13
72833-89	25-19	82200-658	7-16	82253-801	8-35	82297-03	19-13
72833-92	25-14	82200-658	10-2	82253-802	8-20	82300-02	7-24
73965-11	85D-5	82200-662	7-2	82253-803	8-15	82300-03	7-24
74093-02	55A-60	82200-670	7-26	82254-02	9-47	82303-02	10-15
75619-06	79-24	82200-670	11-2	82255-02	8-61	82303-03	10-30
75619-06	79A-41	82200-672	7-27	82257-008	8-81b	82306-02	9-26
75619-06	79B-7	82200-672	11-5	82257-010	8-81c	82307-02	19-14
76172-03	42-20	82200-676	7-31	82257-012	8-81d	82308-02	9-19
76175-00	42-25	82200-676	11-3	82258-02	13-37	82308-02	9-19

**PIPER AIRCRAFT
PA-46-310P/350P MALIBU
AIRPLANE PARTS CATALOG**

NUMERICAL INDEX

Part Number	Figure and Index No.	Part Number	Figure and Index No.	Part Number	Figure and Index No.	Part Number	Figure and Index No.
82309-02	10-6	82391-02	10-25	82445-03	12-5	82516-03	8-69
82310-02	11-49	82391-02	11-10	82447-07	12-6	82516-06	8-70
82312-02	10-41	82394-02	10-19	82447-08	12-6	82516-07	8-71
82312-02	11-61	82399-02	17-2	82447-803	12-9	82516-08	8-57
82314-02	7-28	82399-02	19-7	82449-02	12-8	82516-09	8-58
82315-800	7-11	82400-800	10-38	82450-02	9-22	82517-04	8-78
82316-800	7-20	82401-02	7-22	82450-03	9-22	82518-02	11-34
82317-802	7-13	82401-02	10-38a	82450-06	9-45	82519-02	8-17
82318-802	7-14	82401-03	7-23	82450-07	9-46	82519-03	8-18
82319-02	9-41	82401-03	10-38b	82455-02	9-6a	82521-02	8-19
82320-02	10-54	82406-02	10-53	82456-03	8-64	82522-02	8-6
82322-02	10-20	82406-02	10-57	82456-03	18-4	82524-02	11-73
82323-02	7-21	82407-02	10-56	82463-02	9-57	82524-03	11-54
82340-02	11-32	82408-02	11-39	82466-02	9-44	82525-02	8-9
82342-02	15-17	82409-02	10-17	82468-02	10-7	82525-03	8-9
82342-03	19-8	82409-03	10-32	82468-03	10-29	82527-02	8-36
82343-02	19-9	82410-02	11-43	82469-02	10-55	82527-03	8-36
82343-03	19-10	82412-02	11-45	82471-02	10-9b	82529-04	7-7
82344-02	19-3	82413-02	11-11	82473-800	9-17	82529-05	7-7
82345-02	19-5	82416-02	10-3	82474-02	9-59	82530-800	8-16
82345-04	19-6	82416-03	10-27	82474-03	9-59	82533-02	11-75
82347-02	19-6	82417-02	10-5	82475-02	9-57	82535-02	12-37
82347-03	19-6	82418-02	10-28	82476-02	9-58	82536-02	8-13
82349-02	13-16	82420-02	10-31	82476-03	9-58	82537-800	8-75
82349-03	13-17	82424-02	9-32	82482-02	7-45	82537-801	8-75
82349-06	13-16	82424-03	9-32	82483-02	10-40	82539-02	9-37
82349-08	13-17	82425-02	9-33	82484-02	7-35	82539-03	9-37
82359-02	11-82	82425-03	9-33	82487-02	8-42	82540-02	10-46
82360-02	7-31	82426-02	9-34	82488-02	8-43	82542-02	13-18
82365-02	10-23	82426-03	9-34	82489-02	8-2	82544-02	13-25
82367-02	10-24	82427-02	9-35	82492-02	8-49	82544-07	9-81
82371-176	49A-19	82427-03	9-35	82492-02	8-51a	82544-11	9-81
82371-74	49A-28	82427-04	9-36	82492-02	8A-49	82550-02	11-30
82380-02	11-15	82427-05	9-36	82492-02	8A-51a	82555-02	9-67
82380-03	11-13	82428-02	19-4	82494-02	8-62	82555-03	9-67
82381-02	11-9	82429-02	9-20	82494-03	8-63	82555-04	9-67
82383-800	9-28	82429-03	9-20	82503-800	8-4	82555-05	9-67
82385-02	11-23	82430-02	9-21	82503-803	8-4	82556-02	9-64
82385-03	11-33	82430-03	9-21	82503-804	8-4	82557-02	9-69
82386-02	11-81	82432-02	11-51	82508-04	8-37	82557-03	9-69
82386-03	10-22a	82435-02	10-16	82508-05	8-37	82557-04	9-69
82386-04	11-74	82436-02	10-21	82509-02	8-38	82557-05	9-69
82387-02	11-14	82442-800	12-2	82509-03	8-38	82557-06	9-69
82387-03	11-12	82443-800	12-3	82513-02	8-72	82557-07	9-69
82388-02	11-37	82444-800	12-4	82515-02	8-14	82557-08	9-69
82389-02	11-50	82445-02	12-5	82516-02	8-65	82557-09	9-69

**PIPER AIRCRAFT
PA-46-310P/350P MALIBU
AIRPLANE PARTS CATALOG**

NUMERICAL INDEX

Part Number	Figure and Index No.	Part Number	Figure and Index No.	Part Number	Figure and Index No.	Part Number	Figure and Index No.
82557-10	9-69	82613-02	8-3a	82689-02	15-32	82695-30	57-36
82557-11	9-69	82615-02	9-12	82689-04	14-32	82695-31	57-37
82558-02	9-70	82618-02	11-63	82690-02	15-24	82695-37	63A-46
82558-03	9-71	82620-02	11-64	82691-02	15-49	82695-37	68-46
82564-800	8-8	82630-02	13-29	82693-02	15-33	82695-38	63A-42
82566-02	9-16	82631-02	13-34	82693-03	15-60	82695-38	68-42
82568-02	8-7	82631-04	13-3	82694-02	15-22	82695-39	63A-47
82569-02	10-39	82631-08	13-2	82694-03	15-23	82695-39	68-47
82570-02	8-24	82631-09	13-33	82695-02	11-60	82695-40	63A-48
82572-02	8-21	82631-10	13-3	82695-03	25-37	82695-40	68-48
82573-02	8-22	82631-12	13-3	82695-04	16-38	82695-42	63A-44
82573-03	8-22	82634-02	9-43	82695-05	25-33	82695-42	68-44
82574-02	8-23	82634-03	9-43	82695-06	25-50a	82695-44	63-41
82574-03	8-23	82637-10	13-3	82695-07	25-49	82695-46	62-32
82575-02	7-6	82644-02	10-36	82695-08	25-65	82695-47	60-27
82577-02	8-39	82644-03	10-37	82695-09	66-47	82695-48	43-10
82577-02	8-40	82646-02	11-57	82695-68	49A-59	82695-48	43-12
82582-02	9-3	82646-02	13-27	82695-100	63B-33	82695-52	63-35
82583-02	9-4	82647-02	11-58	82695-100	63C-26	82695-53	24-41
82584-02	9-5	82647-02	13-28	82695-103	63A-68	82695-55	41-42
82585-02	9-6	82647-03	11-58	82695-106	59-33	82695-55	41-54
82586-02	9-7	82647-03	13-28	82695-109	25-40	82695-56	57-39
82586-03	9-7	82648-02	11-31	82695-110	71A-51	82695-57	57-40
82587-02	9-10	82650-800	17-1	82695-111	41-41	82695-58	57-41
82588-200	9-11	82654-02	17-5	82695-14	30-46	82695-59	29-9
82589-03	10-1	82665-02	16-19	82695-15	64-23	82695-60	29-8
82590-02	10-1	82665-08	16-20	82695-16	62-9	82695-61	25-42
82590-03	10-1	82665-10	16-19	82695-17	59-24	82695-62	25-41
82592-04	10-1	82669-03	14-6	82695-19	62-22	82695-64	63-30
82593-02	10-1	82670-02	14-1	82695-21	54-39	82695-65	63-31
82594-02	10-1	82670-02	15-1	82695-21	54A-39	82695-66	63-32
82595-800	11-42	82670-03	15-6	82695-21	67-43	82695-68	25-40
82595-801	11-6	82670-04	15-7	82695-22	41-13	82695-69	61-19
82596-02	11-44	82671-02	15-3	82695-22	43-22	82695-70	61-18
82597-02	11-46	82674-02	15-5	82695-23	41-9	82695-72	61-17
82598-800	11-35	82676-02	15-8	82695-23	41-11	82695-74	16-31a
82598-801	11-7	82677-02	15-2	82695-23	43-18	82695-75	41-48a
82599-800	11-36	82678-02	16-40	82695-23	43-20	82695-76	41-45
82599-801	11-8	82678-03	16-40	82695-24	41-12	82695-77	41-40
82600-02	11-38	82680-02	15-9	82695-24	43-21	82695-79	41-44
82602-02	11-40	82682-02	15-12	82695-25	48-36	82695-80	41-43
82603-02	11-41	82683-02	15-13	82695-25	67-48	82695-81	41-41
82603-03	11-41	82684-02	11-85	82695-25	67A-18	82695-82	63A-54
82606-02	9-18	82685-02	15-4	82695-27	68-38	82695-83	54-39
82607-02	8-10	82687-02	15-14	82695-28	68-37	82695-83	54A-39
82607-03	8-11	82688-02	15-10	82695-29	57-35	82695-84	15-63

**PIPER AIRCRAFT
PA-46-310P/350P MALIBU
AIRPLANE PARTS CATALOG**

NUMERICAL INDEX

Part Number	Figure and Index No.	Part Number	Figure and Index No.	Part Number	Figure and Index No.	Part Number	Figure and Index No.
82695-85	62-40	82729-02	16-48	82778-02	11-56	82815-14	59-1
82695-86	67-57	82735-03	16-23	82780-02	14-16	82815-15	59-1
82695-87	67-57	82737-02	16-24	82780-03	14-17	82815-16	59-2
82695-88	61-3	82737-04	16-24	82780-04	8-85	82815-17	59-2
82695-89	42-54	82738-02	16-25	82780-04	8A-72a	82815-18	59-4
82695-89	42-64	82740-02	16-26	82780-06	14-17	82815-19	59-4
82695-90	67-42	82741-02	16-34	82780-07	14-17	82815-22	60-1
82695-91	67-41	82741-06	16-34a	82780-09	14-17	82815-23	60-1
82695-96	63A-10	82742-03	14-18	82780-10	14-17	82815-24	60-2
82695-97	63A-13	82742-04	14-19	82783-02	15-19	82815-25	60-2
82696-02	15-45	82742-05	14-20	82783-03	14-45	82815-26	62-3
82698-02	16-44	82742-06	14-21	82783-06	15-19	82815-27	62-3
82698-03	16-45	82742-07	14-22	82783-07	14-45	82815-30	63-10
82699-02	15-15	82742-08	14-23	82784-02	17-8	82815-32	60-1
82700-04	14-4	82742-09	14-24	82785-02	17-6	82815-33	60-1
82700-05	14-36	82742-10	14-25	82787-02	17-4	82815-34	59-4
82700-06	14-15	82742-11	14-26	82788-02	12-7	82815-35	59-4
82700-07	14-43	82742-12	14-27	82789-02	8-77a	82815-36	59-3
82701-02	15-16	82742-13	14-28	82790-03	11-99	82815-37	59-3
82702-02	15-27	82742-14	14-29	82790-05	11-99a	82815-38	59-5
82704-02	15-26	82745-02	16-11	82792-02	2-31	82816-02	57-1
82705-02	14-2	82746-02	11-20	82792-02	2-32	82816-03	57-1
82705-02	16-1	82747-02	11-21	82792-03	2-31	82817-02	62-34
82706-02	16-2	82748-02	11-18	82792-03	2-32	82818-02	57-32
82706-03	16-7	82749-02	11-17	82794-02	9-38	82819-02	64-10
82706-04	16-8	82750-02	11-19	82795-02	9-39	82824-02	64-4
82706-05	16-9	82751-02	11-16	82796-02	9-40	82828-03	23-13
82706-06	15-21	82753-02	11-87	82798-02	15-25	82829-02	64-5
82706-06	16-39	82756-02	11-78	82798-02	16-32	82830-02	64-1
82707-02	16-4	82759-02	11-88	82805-02	35-2	82830-03	64-1
82708-02	16-13	82760-34	11-77	82805-03	35-9	82830-08	64-8
82709-02	16-3	82762-02	11-24	82808-02	9-51	82830-09	64-3
82711-02	11-66	82763-02	11-25	82808-03	9-51	82830-10	64-7
82712-02	16-12	82764-02	11-26	82808-04	9-51	82830-13	64-3
82713-02	11-86	82765-02	11-27	82808-05	9-51	82830-14	64-1
82714-02	16-16	82766-02	11-28	82810-02	35-1	82830-15	64-1
82715-02	16-14	82768-02	11-29	82810-04	35-25	82830-18	64-1
82717-02	16-6	82774-02	16-28	82810-06	35-26	82830-19	64-1
82719-02	16-5	82775-02	15-46	82810-08	35-1	82832-02	64-9
82720-02	16-41	82775-06	14-46	82814-02	64-36	82832-03	64-9
82721-02	16-15	82775-07	14-46	82815-02	62-1	82833-02	62-11
82722-02	16-18	82776-02	11-67	82815-03	62-1	82834-02	64-27
82724-02	16-17	82777-02	11-48	82815-04	62-2	82836-02	63-25
82727-02	16-10	82777-02	11-52	82815-05	62-2	82839-02	57-4
82728-02	16-46	82777-02	11-55	82815-12	63-1	82842-02	5-16
82728-03	16-47	82778-02	11-53	82815-13	63-1	82843-02	62-31

**PIPER AIRCRAFT
PA-46-310P/350P MALIBU
AIRPLANE PARTS CATALOG**

NUMERICAL INDEX

Part Number	Figure and Index No.	Part Number	Figure and Index No.	Part Number	Figure and Index No.	Part Number	Figure and Index No.
82845-02	62-6	82907-02	68-33	82956-02	4-19	82994-02	57-43
82847-02	60-5	82908-02	68-15	82957-02	59-12	82995-02	57-22
82848-02	35-32	82912-02	63A-21	82957-17	59-24	82995-03	57-23
82848-02	64-38	82912-02	68-21	82958-02	59-9	82995-05	57-23
82852-02	60-15	82913-02	63A-25	82958-03	59-9	82995-06	57-22
82852-03	60-15	82913-02	68-25	82959-02	4-20	82996-02	63-24
82853-02	35-24	82913-03	63A-25	82960-02	59-23c	82997-02	63-23
82853-03	35-24	82913-03	68-25	82965-02	10-9a	82998-02	63-19
82862-02	5-22	82916-02	63-7	82965-03	10-43	82999-02	63-12
82864-02	5-17	82924-03	10-8	82968-02	63-15	82999-03	63-13
82865-02	5-18	82924-05	10-9	82972-02	57-20	83000-05	4-52
82866-02	4-21	82924-06	10-8	82972-03	7-21	83001-02	2-1
82866-03	4-21	82924-07	10-9	82972-05	57-21	83001-03	2-1
82866-06	4-22	82925-03	10-14	82972-08	57-20	83002-06	2-23
82866-07	4-22	82928-02	24-40	82973-06	64-2	83007-2	2-29d
82875-02	5-21	82929-02	24-39	82973-07	64-2	83007-3	2-29d
82876-02	9-55	82931-05	57-37b	82974-02	64-43	83008-2	2-29a
82876-03	9-55	82933-02	12-28	82974-04	64-42	83008-3	2-29a
82877-02	64-6	82934-02	57-34	82975-02	63A-22	83010-2	2-29b
82879-02	64-34	82935-02	12-26a	82975-02	68-22	83010-3	2-29b
82882-02	57-29	82935-03	12-26a	82976-02	2-55	83013-2	2-29c
82882-03	57-29	82936-02	12-39	82976-03	2-55	83017-02	86-16
82884-02	57-33	82937-02	10-45	82976-04	2-56	83018-04	2-37
82885-02	9-53	82937-03	10-44	82976-05	2-56	83018-06	2-36
82885-03	9-53	82938-02	63A-18	82977-02	63A-30	83018-08	2-34
82887-02	9-54	82938-02	68-18	82977-02	68-30	83018-09	2-34
82887-03	9-54	82939-02	57-27	82978-02	63A-28	83018-800	2-34
82895-03	12-15	82939-03	57-28	82978-02	68-28	83018-801	2-34
82896-02	12-16	82940-02	64-41	82980-02	64-2	83019-02	2-35
82896-03	12-16	82940-03	64-44	82980-05	64-2	83019-03	2-35
82897-02	12-17	82943-02	63-6	82980-08	64-2	83019-04	2-35
82897-03	12-17	82944-02	63-11	82982-02	12-40	83019-05	2-35
82898-02	12-24	82945-06	63-5	82984-02	13-7	83022-800	2-38
82898-03	12-24	82948-02	4-48	82985-03	8-25	83022-801	2-38
82898-04	12-24	82948-03	4-24	82988-02	57-7	83024-02	2-39
82898-05	12-24	82949-04	2-64	82988-03	57-8	83024-03	2-39
82902-02	68-5	82949-05	2-64	82988-04	57-9	83024-04	2-39
82903-02	68-8	82949-06	2-65	82988-05	57-5	83024-05	2-39
82904-02	68-12	82949-07	2-65	82990-02	57-16	83026-02	2-44
82904-07	68-13	82953-02	10-10	82990-03	57-18	83026-04	2-45
82904-10	63A-12	82953-03	10-11	82990-06	57-17	83026-05	2-46
82905-10	63A-19	82953-04	10-12	82990-06	57-19	83027-02	2-47
82905-10	68-19	82953-05	10-13	82990-07	57-18	83029-02	2-29e
82905-11	63A-19	82954-12	10-25a	82990-10	57-16	83029-03	2-29e
82905-11	68-19	82954-12	10-42	82992-02	57-24	83030-02	2-29b
82907-02	63A-33	82955-02	68-2	82992-03	57-24	83030-03	2-29b

**PIPER AIRCRAFT
PA-46-310P/350P MALIBU
AIRPLANE PARTS CATALOG**

NUMERICAL INDEX

Part Number	Figure and Index No.	Part Number	Figure and Index No.	Part Number	Figure and Index No.	Part Number	Figure and Index No.
83032-02	86-8	83117-02	86-19	83177-02	5-15	83243-02	2-24
83033-02	86-7	83119-02	86-25	83178-02	5-25	83244-02	2-27
83033-03	86-27	83119-03	86-11	83178-03	5-25	83245-02	2-25
83033-04	86-28	83119-04	86-12	83179-02	5-26	83245-03	2-25
83034-02	86-9	83123-02	2-8	83183-800	4-5	83246-02	2-40
83034-04	86-26	83123-03	2-8	83183-801	4-5	83246-03	2-40
83034-09	86-14	83124-800	2-14	83189-02	4-1	83248-02	4-31
83047-02	2-29c	83124-801	2-14	83189-03	4-1	83248-03	4-31
83048-02	2-30	83125-800	2-53	83189-16	4-3	83248-04	4-31
83049-04	4-39	83125-801	2-53	83189-17	4-3	83248-05	4-31
83049-05	4-39	83126-02	2-2	83189-18	4-4	83253-02	4-11
83058-02	2-76	83126-03	2-70	83189-19	4-4	83254-02	4-32
83058-02	2-77	83127-02	2-3	83189-20	4-1	83254-03	4-32
83058-02	13-10a	83127-03	2-3	83189-21	4-1	83256-02	4-43
83059-06	13-10b	83127-10	2-3	83189-22	4-2	83258-02	4-25
83062-02	2-29d	83127-11	2-3	83189-23	4-2	83260-02	12-33
83062-03	2-29d	83128-02	2-4	83189-800	4-2	83260-03	12-34
83063-02	2-29a	83128-03	2-4	83189-801	4-2	83265-02	86-4
83063-03	2-29a	83131-02	2-5	83189-802	4-3	83267-02	17-10
83064-04	2-6	83131-03	2-5	83189-803	4-3	83268-02	16-56
83064-05	2-6	83131-08	2-5	83189-804	4-4	83269-02	16-42
83079-02	2-22	83131-09	2-5	83189-805	4-4	83269-03	16-43
83079-03	2-22	83133-02	2-18	83197-02	4-9	83270-03	15-71
83082-02	2-20	83133-03	2-18	83198-02	4-8	83270-04	18-4
83082-03	2-20	83134-02	7-46	83198-07	4-8	83271-02	16-33
83083-02	2-43	83147-02	2-28	83201-02	4-26	83272-02	16-19
83084-02	2-7	83148-03	86-10	83201-03	4-26	83272-02	16-20
83086-03	2-9	83149-02	86-6	83201-04	4-27	83274-02	16-22
83089-02	2-10	83154-02	5-7	83201-05	4-27	83275-02	15-11
83089-03	2-10	83155-02	5-10	83201-06	4-28	83276-02	15-20
83090-02	2-11	83158-02	5-5	83201-07	4-28	83277-02	16-21
83090-03	2-11	83159-02	5-6	83203-02	4-15	83278-02	2-66
83095-03	86-5	83160-04	5-1	83203-03	4-15	83285-02	63-16
83096-02	2-19	83160-05	5-1	83204-02	4-17	83286-02	9-8
83096-03	2-19	83160-06	5-24	83204-03	4-17	83287-02	61-2
83098-02	2-13	83160-07	5-24	83212-02	4-38	83287-03	61-5
83098-03	2-68	83163-02	5-3	83214-02	2-26	83287-04	61-6
83099-02	2-21	83164-02	5-13	83214-03	2-26	83287-05	61-8
83099-03	2-21	83165-02	5-4	83215-02	4-5a	83287-06	61-7
83103-02	86-13	83166-02	5-8	83215-03	4-5a	83292-02	5-28
83104-02	86-17	83167-02	5-11	83216-02	4-5a	83296-02	12-15
83110-20	86-20	83168-02	5-2	83216-03	4-5a	83298-02	2-9
83112-02	2-12	83168-03	5-2	83226-04	4-60	83298-03	2-9
83112-03	2-69	83169-02	5-12	83226-05	4-61	83304-02	61-12
83115-02	2-41	83174-02	5-9	83240-02	4-37	83304-03	61-13
83115-04	2-42	83176-02	5-14	83240-03	4-37	83305-03	61-1

**PIPER AIRCRAFT
PA-46-310P/350P MALIBU
AIRPLANE PARTS CATALOG**

NUMERICAL INDEX

Part Number	Figure and Index No.	Part Number	Figure and Index No.	Part Number	Figure and Index No.	Part Number	Figure and Index No.
83307-02	8-26	83417-02	21-4	83470-02	23-6	83505-02	24-31
83308-02	25-55	83418-02	21-5	83472-02	23-23	83505-03	24-32
83309-02	13-38	83419-02	21-6	83472-03	23-24	83506-02	24-8
83313-02	62-36	83420-02	21-20	83474-02	23-7	83506-03	24-8
83313-03	62-36	83421-02	21-21	83475-02	23-8	83507-02	24-6
83314-03	62-35	83422-02	21-17	83475-03	23-8	83508-02	24-7
83315-02	13-35	83424-02	21-9	83476-02	23-25	83509-02	24-33
83317-02	13-36	83424-03	21-10	83476-03	23-25	83509-03	24-33
83320-06	2-63	83425-02	21-11	83477-02	23-19	83510-02	24-34
83320-07	2-63	83425-04	21-13	83479-02	23-17	83510-03	24-34
83323-02	85C-2	83426-02	21-18	83482-02	20-7	83511-02	24-35
83323-03	85C-3	83427-02	21-15	83483-02	20-5	83513-02	24-30
83325-04	85C-6	83430-02	22-13	83483-03	20-6	83514-02	24-31
83325-06	85C-7	83431-02	22-14	83484-02	20-8	83515-02	24-27
83325-08	77-51	83432-02	22-2	83484-03	20-8	83516-02	24-2
83325-08	85C-1	83434-02	22-3	83486-02	24-21	83516-03	24-2
83326-02	85C-4	83436-02	22-19	83486-03	24-21	83517-02	24-3
83389-02	86A-7	83436-04	22-20	83487-02	24-22	83517-03	24-3
83401-02	20-1	83437-02	22-4	83487-03	24-22	83518-02	24-4
83401-02	21-1	83438-02	22-5	83488-02	20-17	83518-03	24-4
83401-04	21-19	83439-02	22-18	83488-02	24-26	83519-02	24-5
83401-06	21-22	83440-02	22-6	83488-06	20-9	83519-03	24-5
83401-07	21-22	83442-02	22-8	83489-02	24-15	83522-02	20-15
83403-02	20-2	83443-02	22-9	83490-02	24-14	83522-03	20-15
83403-02	22-1	83444-03	22-10	83490-03	24-14	83523-02	20-16
83403-05	22-21	83445-02	22-11	83492-02	24-38	83524-02	20-13
83403-08	22-22	83446-02	22-23	83493-02	24-36	83526-02	20-11
83404-02	20-3	83446-04	22-24	83494-02	24-37	83528-02	20-14
83404-02	23-1	83447-02	22-15	83495-02	24-20	83528-03	20-14a
83404-03	23-26	83448-02	22-16	83495-03	24-20	83533-02	20-20
83404-04	23-26	83449-02	22-7	83496-02	24-13	83534-02	20-19
83405-02	20-4	83450-02	22-12	83497-02	24-12	83534-03	20-19
83405-02	24-1	83452-02	22-17	83498-02	24-11	83535-02	20-12
83405-04	24-43	83457-02	23-9	83499-02	24-18	83542-02	25-59c
83405-05	24-44	83457-03	23-9	83499-03	24-18	83542-03	25-59c
83405-07	24-33	83458-02	23-11	83499-04	24-19	83544-02	24-42
83405-08	24-33	83459-02	23-14	83499-05	24-19	83550-02	6-1
83406-02	20-10	83461-02	23-3	83500-02	24-16	83550-03	6-1
83407-02	20-18	83462-02	23-2	83500-03	24-16	83552-02	6-7
83408-02	24-23	83464-02	23-10	83500-04	24-17	83552-03	6-7
83408-03	24-24	83464-03	23-10	83500-05	24-17	83553-02	6-4
83411-02	21-23	83465-02	23-21	83502-02	24-9	83554-02	6-5
83412-06	21-8	83465-03	23-22	83502-03	24-9	83555-02	6-2
83414-02	21-7	83466-02	23-15	83503-02	24-10	83555-03	6-2
83415-02	21-2	83468-02	23-4	83503-03	24-10	83556-02	6-3
83416-02	21-3	83469-02	23-5	83504-02	24-25	83556-03	6-3

**PIPER AIRCRAFT
PA-46-310P/350P MALIBU
AIRPLANE PARTS CATALOG**

NUMERICAL INDEX

Part Number	Figure and Index No.	Part Number	Figure and Index No.	Part Number	Figure and Index No.	Part Number	Figure and Index No.
83557-800	2-15	83603-04	29-1	83654-02	33-25	83703-02	18-7
83557-801	2-15	83603-04	30-1	83654-03	33-25	83704-02	83-3
83558-800	2-51	83603-05	29-1	83659-02	25-20	83705-03	83-4
83558-801	2-51	83603-05	30-1	83660-02	25-7	83705-05	83-4
83559-02	4-23	83604-04	25-1	83663-04	2-48	83705-06	83-4
83559-03	4-23	83604-04	26-1	83663-05	2-48	83705-07	83-4
83560-02	6-8	83605-02	30-10	83668-02	29-2	83710-02	31-17
83560-03	6-8	83605-03	30-10	83668-04	29-2	83718-02	33-28
83562-02	6-16	83605-04	30-10	83669-02	26-25	83719-02	30-34
83562-03	6-16	83605-05	30-10	83670-04	33-16	83720-02	33-26
83563-02	6-10	83606-07	26-21	83671-12	33-1	83721-02	2-50
83563-03	6-10	83607-04	30-12	83671-13	33-1	83721-03	33-27
83564-02	6-17	83607-06	30-12	83674-02	33-9	83721-04	33-32
83564-03	6-17	83608-02	30-15	83675-02	33-5	83727-02	68-1
83572-02	6-9	83608-03	30-15	83675-03	33-5	83728-02	67-1
83572-03	6-9	83610-02	30-14	83675-04	33-5	83729-02	67-2
83573-02	6-11	83615-02	25-10	83675-06	33-5	83732-02	9-72
83573-03	6-11	83617-02	26-20	83681-02	33-2	83732-04	9-73
83574-02	6-18	83619-04	26-26	83681-06	33-2	83732-05	9-66
83574-03	6-18	83626-02	25-3	83684-03	25-59b	83732-06	9-75
83575-02	6-12	83626-04	25-3	83684-04	25-58	83732-07	9-76
83575-03	6-12	83629-02	26-19	83685-02	8-45	83732-08	9-77
83576-02	6-19	83629-02	30-4	83685-02	33-22	83737-02	66-21
83576-03	6-19	83630-02	25-6	83685-03	8-45	83738-02	66-22
83582-02	6-22	83630-04	25-4	83685-03	33-22	83740-02	66-28
83582-03	6-22	83630-09	63A-20	83685-04	33-3	83741-04	66-27
83585-02	6-14	83630-09	68-20	83685-06	33-21	83744-02	34-21
83585-03	6-14	83630-10	15-42	83685-07	33-21	83744-03	34-22
83586-02	6-20	83630-11	64-12	83685-08	33-4	83744-04	35-43
83586-03	6-20	83630-12	26-22	83685-10	33-24	83744-05	35-44
83587-02	6-15	83637-02	26-30	83685-12	33-23	83744-06	34-20
83587-03	6-15	83637-03	57-12	83686-02	25-59	83744-07	34-18
83588-02	6-21	83638-02	26-33	83686-03	25-59a	83744-08	34-19
83588-03	6-21	83638-04	25-64	83686-06	25-59	83744-09	34-17
83592-02	6-6	83638-05	26-54	83686-07	25-59	83744-10	34-17
83593-02	6-23	83638-06	26-34	83687-02	25-60	83744-100	66A-22
83594-02	6-24	83639-02	25-5	83689-02	8-44	83744-101	66A-8
83595-02	6-13	83642-02	25-2	83689-04	33-13	83744-102	66A-9
83595-03	6-13	83643-02	25-21	83691-02	25-57	83744-103	66A-13
83599-02	6-25	83643-03	25-22	83691-03	25-57	83744-104	66A-14
83599-03	5-26	83643-04	25-23	83694-02	8-29	83744-105	66A-25
83599-04	6-27	83643-05	25-24	83694-14	8-28	83744-106	66A-18
83599-05	6-28	83645-02	29-3	83695-02	8-30	83744-107	66A-19
83600-04	29-6	83646-02	26-16	83698-02	29-11	83744-108	66A-11
83600-05	29-7	83652-02	2-16	83699-03	25-29	83744-109	66A-12
83602-03	25-39	83652-03	2-16	83699-14	25-29	83744-11	34-16

**PIPER AIRCRAFT
PA-46-310P/350P MALIBU
AIRPLANE PARTS CATALOG**

NUMERICAL INDEX

Part Number	Figure and Index No.	Part Number	Figure and Index No.	Part Number	Figure and Index No.	Part Number	Figure and Index No.
83744-110	34-16a	83744-52	48-20	83758-13	9-50	83803-02	69-6
83744-12	34-16	83744-53	48-18	83758-14	9-42	83803-02	69A-8
83744-123	45-43	83744-54	48-29	83759-02	10-48	83804-02	69-27
83744-124	67-55	83744-55	48-22	83759-03	67-38	83804-03	69-29
83744-125	67A-6	83744-56	48-49	83760-02	57-31	83804-04	69-28
83744-129	67B-5	83744-58	67-13	83761-03	9-74	83804-04	90-22
83744-13	34-15	83744-59	67-14	83761-05	66-23	83804-05	69-30
83744-130	67B-6	83744-61	66-9	83762-02	9-9	83804-05	90-23
83744-14	34-15	83744-62	66-18	83762-02	63A-59	83806-02	69-11
83744-25	66-5	83744-63	48-28	83762-03	63A-57	83806-03	69-22
83744-26	66-6	83744-64	48-24	83765-02	67-16	83806-04	69A-7
83744-27	66-7	83744-65	48-15	83765-03	67-15	83806-04	69-11
83744-28	66-8	83744-66	48-17	83767-02	65-1	83806-04	69A-7
83744-29	66-16	83744-67	48-13	83767-02	65A-1	83809-02	69-14
83744-30	66-17	83744-68	48-21	83768-02	65-26	83810-02	69-15
83744-31	66-12	83744-69	48-14	83768-02	65B-1	83810-03	69-16
83744-32	66-13	83744-70	48-19	83768-03	65C-3	83812-19	69-38
83744-33	66-14	83744-71	65-8	83769-02	33-10	83812-19	69A-7
83744-34	66-15	83744-72	65-9	83769-03	33-10	83814-02	69-12
83744-35	66-10	83744-73	65-5	83769-03	65C-8	83814-02	69-23
83744-35	66A-16	83744-74	65-6	83770-02	66-54	83814-03	69-13
83744-36	66-11	83744-75	65-12	83771-03	65-10	83814-04	69-24
83744-37	66A-5	83744-76	65-4	83775-03	71A-45	83838-02	71-16
83744-37	66A-17	83744-77	65-7	83775-04	71A-45	83839-02	71-26
83744-37	66-10	83744-78	66-19	83775-05	71A-45	83839-02	71A-58
83744-38	66A-6	83744-79	76-28	83778-03	70-11	83854-02	73-5
83744-38	66-11	83744-79	76A-26	83778-05	70-10	83854-06	73A-3
83744-39	67-6	83744-89	67-54	83778-08	70-5	83856-02	73-6
83744-39	67B-11	83744-90	48-12	83778-09	70-6	83857-02	73-7
83744-40	67-8	83744-91	48-27	83778-10	70-7	83857-02	73A-11
83744-41	67-7	83744-93	67-56	83778-14	70-8	83876-02	71-30
83744-41	67B-12	83744-94	66-56	83778-15	70-9	83880-02	71-33
83744-42	67-9	83744-95	66-57	83778-19	70-3a	83880-02	71A-19
83744-42	67B-9	83744-96	76-29	83781-02	71-32	83880-02	71A-49
83744-43	67-10	83744-97	65C-10	83784-14	73A-2	83882-02	71-34
83744-43	67B-10	83744-98	65C-11	83784-19	73A-2	83882-02	71A-22
83744-44	67B-7	83744-99	66A-21	83786-02	71-17	83882-02	71A-57
83744-44	67-11	83756-02	34-39	83788-02	71-5	83883-02	71-35
83744-45	67B-8	83757-02	34-38	83798-02	73-2	83883-02	71A-26
83744-45	67-12	83758-02	67-17	83798-02	73A-4	83883-02	71A-34
83744-46	48-30	83758-03	67-22	83798-03	73A-5	83889-02	71-31
83744-47	48-30	83758-06	67-19	83800-02	71-2	83890-02	71-18
83744-48	48-26	83758-08	67-29	83800-02	73-1	83890-03	71-63
83744-49	48-25	83758-09	67-20	83801-02	71-13	83890-03	71A-44
83744-50	48-23	83758-10	67-21	83801-04	71-14	83890-04	71-29
83744-51	48-16	83758-11	10-4	83801-06	71-15	83890-06	71A-55

**PIPER AIRCRAFT
PA-46-310P/350P MALIBU
AIRPLANE PARTS CATALOG**

NUMERICAL INDEX

Part Number	Figure and Index No.	Part Number	Figure and Index No.	Part Number	Figure and Index No.	Part Number	Figure and Index No.
83890-07	71A-45	83922-02	71-59	83942-07	76-44	83949-09	76-94
83892-02	48-11	83922-02	71A-33	83942-08	76-45	83949-09	76A-15
83893-02	71-19	83922-03	71-24	83942-10	76-46	83950-02	76-39
83898-02	4-42	83922-04	71-20	83942-10	76A-39	83953-02	75-9
83899-02	2-62	83924-02	71-37	83942-11	76-48	83953-03	75-10
83900-02	2-61	83924-03	71-38	83942-11	76A-38	83953-14	75-11
83901-02	2-60	83925-02	69-7	83942-12	76-34	83954-02	75-12
83903-04	2-59	83925-02	69A-11	83942-12	76A-31	83954-03	75-12
83904-04	2-58	83925-03	69-7	83942-14	76-49	83955-03	75-25
83905-03	48-1	83925-03	69A-11	83942-14	76A-42	83955-04	75-26
83905-04	48-1a	83928-02	71-1	83942-15	76-50	83956-02	75-5
83907-02	71-6	83928-02	72-1	83942-15	76A-43	83959-02	75-8
83907-04	71-7	83928-03	71-1	83942-16	76-51	83959-04	75-8
83907-05	71-8	83928-03	72-1	83942-16	76A-45	83960-03	9-84
83907-08	71-10	83928-05	72-8a	83942-17	76-50	83960-04	9-84
83907-10	71-11	83929-05	72-2	83942-17	76A-37	83960-05	9-84
83907-13	71-9	83929-06	72-5	83942-17	76A-43	83960-06	9-84
83907-18	71-36	83929-07	72-4	83942-18	76-52	83961-03	9-85
83907-22	71A-61	83929-17	72-3	83942-18	76A-51	83962-02	76-40
83908-02	69-5	83929-17	73-4	83942-19	76-53	83962-02	76A-33
83908-03	69-5	83929-18	72-7	83942-19	76A-52	83964-02	76-41
83910-02	69-2	83929-18	73A-2	83942-20	76-54	83964-02	76A-34
83910-02	75-2	83929-18	72-3	83942-20	76A-53	83968-02	76-26
83911-02	69-3	83929-19	72-6	83942-22	45-28	83968-02	76A-24
83911-02	75-3	83929-19	73-3	83942-22	46-14	83969-02	76-78
83911-03	69-3	83929-19	73A-6	83942-22	76-75	83969-02	76A-46
83911-03	75-3	83929-23	72-3	83942-23	76-18	83970-02	76-79
83912-08	75-30	83929-24	72-2	83942-23	76A-23	83970-02	76A-44
83912-09	75-31	83932-02	9-48	83942-24	76-55	83971-02	76-76
83914-02	74-11	83932-02	44-9	83942-27	76-17	83971-02	76A-41
83914-04	74-19	83935-02	71-25	83942-27	76A-17	83971-03	76-77
83914-06	74-21	83935-04	71-23	83942-29	76A-27	83971-03	76A-50
83915-02	71-60	83935-06	71-21	83942-30	76A-28	83972-02	76-42
83915-02	71A-30	83937-03	76-27	83942-31	76A-29	83972-02	76A-35
83915-04	71A-31	83937-03	76A-14	83943-02	76A-7	83974-02	76-43
83918-02	75-28	83938-02	45-31	83944-02	76-11	83974-02	76A-36
83919-13	74-7	83939-02	74-7	83944-02	76A-11	83979-02	76-35
83919-14	74-8	83939-02	74-50	83945-02	76-9	83979-02	76A-32
83919-15	74-5	83939-03	74-8	83945-02	76A-9	83981-02	85B-3
83919-16	74-4	83939-03	74-51	83946-02	76-10	83981-04	85B-2
83919-17	74-3	83940-10	86A-6	83946-02	76A-10	83981-21	85B-4
83919-18	74-2	83942-03	76-30	83947-02	76-16	83981-22	85B-4
83919-19	74-1	83942-04	76-31	83947-02	76A-16	83981-23	85B-5
83919-20	74-42	83942-05	76-32	83949-02	76-36	83981-25	85A-6
83919-22	74-43	83942-06	76-33	83949-03	76-37	83982-02	85-5
83919-26	74-42	83942-06	76A-30	83949-04	76-38	83985-02	90-54

**PIPER AIRCRAFT
PA-46-310P/350P MALIBU
AIRPLANE PARTS CATALOG**

NUMERICAL INDEX

Part Number	Figure and Index No.	Part Number	Figure and Index No.	Part Number	Figure and Index No.	Part Number	Figure and Index No.
83985-04	Misc	84013-06	55-5	84013-55	76-62	84015-06	55-34
83985-05	Misc	84013-06	55A-4	84013-56	76-63	84015-08	55-35
83986-03	85C-1	84013-112	76A-75	84013-57	76-64	84015-10	55-23
83987-02	76-25	84013-112	45-22	84013-58	45-22	84015-10	55A-20
83987-02	76A-23	84013-17	49-24	84013-58	46-18	84015-11	55-24
83992-02	77-7	84013-19	46-9	84013-58	76-65	84015-11	55A-21
83992-02	77A-29	84013-20	45-41	84013-58	76A-65	84015-12	55-16
83993-02	45-20	84013-20	46-10	84013-59	76-66	84015-12	55A-13
83993-02	76-19	84013-20	76A-61	84013-59	76A-60	84015-13	55-32
83993-02	76A-19	84013-21	86A-5	84013-60	76-67	84015-14	55-14
83994-02	45-33	84013-21	46-11	84013-61	45-16	84015-14	55A-11
83995-02	51-6	84013-22	45-6	84013-61	76-68	84015-15	55-37
83996-02	45-9	84013-22	46-12	84013-61	76A-64	84015-15	55-78
83996-02	76-24	84013-22	76-74	84013-62	45-11	84015-16	55-18
83996-05	45-41	84013-25	45-10	84013-62	76-69	84015-17	55-19
83998-02	76A-13	84013-25	46-15	84013-62	76A-67	84015-18	55-25
83998-02	90-29	84013-26	45-12	84013-64	45-17	84015-19	55-26
84000-800	49-3	84013-26	46-16	84013-64	46-13	84015-20	55-30
84000-801	49-3	84013-27	45-13	84013-64	76-70	84015-21	55-31
84007-03	44-16a	84013-27	46-17	84013-65	45-18	84015-24	55-29
84010-02	49-5	84013-28	49-22	84013-66	76-72	84015-25	55-33
84012-02	30-39	84013-30	34-23	84013-67	45-19	84015-26	55-39
84012-03	35-36	84013-31	47-4	84013-67	76-73	84015-27	55-22
84012-04	35-37	84013-33	47-3	84013-67	76A-13a	84015-27	55A-19
84012-05	35-38	84013-34	47-1	84013-68	76-73	84015-28	55-20
84012-06	35-39	84013-36	47-2	84013-70	49-65	84015-29	55-21
84012-07	65-28	84013-37	45-21	84013-73	76-47	84015-30	55-27
84012-08	65-29	84013-42	48-34	84013-73	76A-63	84015-31	55-28
84012-09	67-4	84013-43	49-23	84013-76	76A-59	84015-32	50-1
84012-10	67-5	84013-44	49-26	84013-76	76A-66	84015-34	50-3
84012-13	35-40	84013-44	49A-26a	84013-78	76-58	84015-35	49-28
84012-14	35-41	84013-45	49-25	84013-80	76A-68	84015-36	49-29
84012-15	49-19	84013-46	45-22	84013-80	45-33	84015-37	49-29
84012-15	49-66	84013-47	45-14	84013-82	76A-74	84015-38	49-30
84012-16	49-20	84013-47	76-12	84013-84	76A-5	84015-39	55-15
84012-17	49-21	84013-47	76-57	84013-85	76A-76	84015-39	55A-12
84012-18	50-2	84013-47	76A-12	84013-96	54-45	84015-40	49-31
84012-24	67B-3	84013-47	76A-57	84013-99	76A-58	84015-41	49-59
84012-26	65C-7	84013-48	76-13	84013-110	45-45	84015-42	49-60
84012-26	67B-2	84013-48	76A-13	84013-116	76A-80	84015-43	49-61
84013-02	55-7	84013-51	76-58	84014-02	71A-24	84015-75	45-37b
84013-02	55A-6	84013-52	76-59	84014-02	71A-28	84015-76	49A-32
84013-03	55-8	84013-53	45-15	84014-03	49-27	84015-77	49A-33
84013-03	55A-7	84013-53	76-60	84015-03	55-36	84015-78	49A-34
84013-05	55-6	84013-54	76-61	84015-03	55A-77	84015-99	55A-17
84013-05	55A-5	84013-54	76A-62	84015-05	55-38	84015-100	55A-18

**PIPER AIRCRAFT
PA-46-310P/350P MALIBU
AIRPLANE PARTS CATALOG**

NUMERICAL INDEX

Part Number	Figure and Index No.	Part Number	Figure and Index No.	Part Number	Figure and Index No.	Part Number	Figure and Index No.
84015-101	55A-15	84032-39	49-7	84070-03	52-12	84104-16	49-39
84015-102	55A-16	84033-02	54-16	84071-02	52-1	84104-17	49-40
84016-02	51-2	84039-02	58-2	84073-02	52-14	84106-02	54-6
84016-14	51-14	84039-07	58-2a	84073-04	52-15	84106-02	54A-6
84016-15	51-15	84039-08	58-2	84073-05	52-15	84107-02	49-32
84017-02	51-1	84039-09	57-55	84076-02	54-14	84107-02	49A-26
84017-10	51-23	84040-02	58-3	84078-02	54-11	84109-02	4-57
84017-14	51-12	84042-02	58-4	84078-02	54A-11	84109-03	4-58
84017-16	51-13	84043-02	57-30	84079-02	54-12	84109-04	4-59
84017-17	51-13	84044-02	58-12	84079-02	54A-12	84111-02	55-56
84017-20	51-23	84044-03	58-13	84080-02	9-49	84111-02	55A-46
84018-02	51-22	84044-05	49-43	84083-02	55-63	84111-03	55-57
84018-03	51-11	84044-06	54-32	84083-02	55A-52	84111-03	55A-47
84018-04	51-21	84044-07	54-15	84085-02	2-29	84112-02	55-59
84018-24	51-21	84044-08	55-42	84085-03	2-29	84112-02	55A-49
84019-02	51-5	84044-09	55-43	84085-04	2-29	84114-02	56-8
84019-03	51-10	84044-10	74-54	84085-05	2-29	84114-03	56-9
84019-04	51-9	84044-11	74-54	84086-02	56-4	84114-06	56-7
84019-17	51-27	84045-02	58-11	84087-02	56-5	84118-02	13-8
84019-19	51-7	84045-03	58-10	84089-02	55-50	84118-03	13-8
84019-802	51-5	84046-02	58-19	84091-02	9-79	84119-02	54-40
84020-02	51-3	84047-02	58-9	84091-02	55-60	84119-02	54A-40
84022-02	51-4	84048-02	58-8	84091-05	55-40	84122-02	9-65
84026-02	4-6	84049-02	54-5	84091-06	55-41	84122-03	9-65
84026-05	4-7	84049-02	54A-5	84093-02	52-3	84122-06	9-65
84027-02	55-46	84053-02	9-52	84094-05	52-4	84126-02	85A-1
84029-02	55-1	84053-05	54-7	84094-06	52-2	84129-02	55-83
84029-02	56-1	84053-05	54A-7	84095-02	55-12	84129-02	55A-64
84029-03	55-1	84054-02	57-2	84095-03	55-13	84130-02	55-17
84029-03	56-1	84054-02	58-1	84095-03	55A-10	84130-02	55A-14
84029-17	55A-1	84054-04	57-2	84097-02	52-19	84131-02	55-31
84029-17	56-1	84054-04	58-1	84098-02	55-10	84133-02	51-24
84029-18	55A-1	84055-02	54-10	84099-02	50-8	84136-02	49-64
84029-18	56-1	84056-11	56-3	84100-02	56-2	84136-04	49-41
84030-02	4-14	84059-02	49-42	84100-03	56-2	84144-02	53-11
84030-03	4-14	84059-03	49-68	84101-02	55-52	84144-02	55A-9
84032-06	49-8	84061-02	52-18	84101-03	55-53	84146-02	52-6
84032-06	49A-37	84062-02	55-47	84103-02	55-51	84146-03	52-4
84032-07	49-10	84062-03	55-48	84104-02	49-33	84147-02	52-2
84032-07	49A-39	84062-04	8-3	84104-03	49-34	84159-02	45-3
84032-25	49-9	84064-02	4-10	84104-07	49-35	84164-02	87-
84032-25	49A-38	84065-02	55-58	84104-08	49-56	84165-02	87-
84032-26	49-11	84065-05	55A-48	84104-10	49-36	84166-02	87-
84032-26	49A-41	84067-02	54-13	84104-12	49-37	84170-04	87-
84032-38	49-13	84067-02	54A-13	84104-14	49-38	84174-05	13-3
84032-38	49A-44	84070-02	52-10	84104-15	49-57	84177-02	78-21

**PIPER AIRCRAFT
PA-46-310P/350P MALIBU
AIRPLANE PARTS CATALOG**

NUMERICAL INDEX

Part Number	Figure and Index No.	Part Number	Figure and Index No.	Part Number	Figure and Index No.	Part Number	Figure and Index No.
84184-02	9-68	84239-800	12-29	84358-06	80-21	84444-07	5-23
84184-03	9-68	84240-02	12-21	84358-07	80-12	84445-02	12-11
84186-02	9-56	84240-03	12-21	84358-07	80-22	84446-02	8-50
84186-03	80A-18	84242-02	12-49	84358-08	80-12	84446-03	8-51
84186-03	80B-11	84244-02	12-35	84358-08	80-17	84447-02	8-66
84186-04	80A-18	84246-800	12-27	84358-08	80-22	84449-02	7-36
84198-02	49A-17a	84247-02	12-46	84358-08	80A-3	84449-03	7-36
84199-02	77-4	84255-02	43A-38	84359-02	77B-43	84450-02	8-84
84199-03	77-41	84255-02	37A-11	84359-02	77C-54	84451-02	13-26
84199-07	77A-57	84255-02	37A-13	84361-02	77B-20	84453-03	13-11
84199-07	77C-30	84259-02	10-1	84361-04	77C-23	84453-04	13-31
84200-02	12-32	84261-04	8a-86	84366-02	87-9	84453-04	13-31a
84201-02	12-14	84261-06	8a-86	84366-03	87-6	84453-07	13-30
84201-04	12-14	84266-09	74-6	84366-04	87-7	84453-08	13-32
84203-02	12-12b	84266-10	74-6	84366-05	87-8	84453-10	13-30
84204-02	12-18	84266-18	74-6	84366-06	87-10	84453-12	13-30a
84205-02	12-20	84295-04	44-1	84366-13	87-11	84455-02	13-9
84208-02	12-26	84295-05	44-1	84371-04	87-20	84455-03	13-10
84209-02	12-23	84298-02	8-27	84378-04	41-23	84457-02	13-1
84210-02	12-25	84316-02	81-8	84381-05	79-75	84458-02	13-12
84212-02	12-47	84338-07	Misc	84381-07	79A-32	84458-03	13-13
84214-02	7-47	84340-09	77C-51	84383-02	86-24	84459-02	8-55
84216-02	12-19	84341-06	77C-52	84398-03	86-21	84460-02	8-56
84218-02	12-31	84345-02	8-39	84403-03	89-6	84462-02	7-5
84220-02	12-36	84345-04	8-41	84408-02	87-13	84463-02	8-60
84221-02	12-48	84345-06	8-39	84417-03	66-29	84464-02	7-18
84222-02	12-50	84345-08	8-41	84418-02	Misc	84474-02	13-6
84222-03	12-50	84350-09	81-13	84418-03	Misc	84475-02	13-6
84224-02	12-38	84350-10	77-44	84418-04	Misc	84477-02	13-4
84225-02	12-41	84350-11	77-45	84418-05	Misc	84477-02	13-5
84225-03	12-41	84353-03	80-2	84427-02	78-20	84477-02	13-4
84225-04	12-51	84353-06	80-9	84427-03	78-20	84477-02	13-5
84225-05	12-51	84353-07	80-8	84428-02	78-21	84478-02	11-47
84225-06	12-52	84353-09	80-11	84429-05	78-13	84479-02	11-65
84225-07	12-52	84353-11	80-5	84434-11	9-83	84480-02	10-18
84226-02	12-12a	84353-13	80-6	84435-04	77B-5	84482-02	8-52
84227-02	12-42	84353-30	80-28	84435-04	77C-5	84483-02	9-56
84228-02	11-59	84354-02	8-59	84437-02	11-72	84484-02	11-60
84229-02	12-44	84356-02	8-3c	84439-02	10-47	84484-03	11-60
84230-02	12-22	84356-02	81-7	84440-02	11-83	84486-02	18-1
84232-02	12-22	84357-02	80-16	84440-03	11-83	84486-03	18-1a
84233-02	12-43	84358-02	80-31	84441-02	12-10	84486-04	18-1b
84233-04	12-43b	84358-04	80-15	84443-02	9-15	84486-07	18-4a
84236-02	11-71	84358-04	80A-9	84444-04	68-36	84487-02	13-14
84237-800	12-30	84358-04	80B-2	84444-05	25-48a	84487-03	13-15
84238-02	12-23	84358-06	80-15	84444-06	5-23	84488-02	11-69

**PIPER AIRCRAFT
PA-46-310P/350P MALIBU
AIRPLANE PARTS CATALOG**

NUMERICAL INDEX

Part Number	Figure and Index No.	Part Number	Figure and Index No.	Part Number	Figure and Index No.	Part Number	Figure and Index No.
84489-02	11-70	84555-03	14-36	84589-19	79-18	84622-04	79A-20
84493-02	11-68	84556-02	57-53	84589-22	79-19	84622-06	79A-26
84494-800	7-37	84556-03	57-53	84589-24	79-42	84622-07	79A-27
84495-04	8-53	84560-02	77B-8	84589-25	79-17	84622-08	79A-18
84495-04	8A-53	84560-03	77B-8	84589-26	79-22	84622-09	79A-19
84495-800	7-41	84560-04	77B-8	84589-27	79-10	84622-10	79A-10
84498-02	9-62	84560-05	77B-8	84589-28	79-44	84622-11	79A-11
84500-02	18-5	84560-06	77B-8	84589-29	79-6	84622-12	79A-12
84502-02	8-12	84560-07	77B-8	84589-30	79-70	84622-13	79A-11
84503-02	8-76	84560-08	77B-22	84589-34	79-11	84622-14	79A-7
84505-03	8-87	84563-03	82-4	84589-35	79-12	84622-15	79A-23
84507-02	8-77	84564-02	82-5	84589-36	79-34	84622-16	79A-22
84508-02	9-63	84569-02	75-6	84589-37	79-40	84622-17	79A-4
84510-06	80-14	84570-03	79-71	84589-38	79-41	84622-20	79A-5
84510-08	80-13	84570-13	79-74	84589-39	79-33	84622-22	79A-34
84510-11	80-30	84576-03	77-54	84589-41	79-20	84622-23	79A-16
84510-13	80-14	84576-03	78A-7	84589-42	79-43	84622-24	79A-38
84522-02	77-18	84576-05	77-52	84589-43	79-21	84622-25	79A-15
84522-02	77A-9	84579-02	76-93	84589-44	79-67	84622-26	79A-37
84523-02	76-14	84579-02	76A-56	84589-45	79-68	84622-28	79A-25
84523-03	76-8	84580-44	77A-30a	84589-46	79-69	84622-30	79A-24
84523-03	76A-8	84580-53	77C-51	84589-47	79-30	84622-34	79A-14
84523-05	76A-25	84580-54	77C-52	84590-02	80-1	84622-35	79A-13
84524-02	76-94	84580-84	77A-40a	84592-04	77B-14	84622-36	79A-35
84530-02	77-26	84581-02	78-3	84592-05	30-5	84622-40	79A-31
84530-07	77B-4	84584-02	77B-29	84592-08	30-6	84622-41	79A-6
84530-07	77C-4	84584-06	78-6	84592-10	77C-21	84627-02	77-34
84530-09	77-25	84584-06	77B-32	84592-10	77C-23	84627-03	77-35
84530-09	77B-7	84584-07	77-49	84594-02	80-3	84627-04	77-36
84530-09	77C-7	84584-08	77-15	84594-02	80A-17	84630-02	77-56
84530-12	77A-13	84586-02	77-12	84594-03	80-4	84630-10	77-56
84530-19	77A-12	84589-02	79-4	84594-03	80A-16	84636-02	8-36
84532-02	76-7	84589-03	79-13	84594-03	80B-10	84647-02	63B-9
84532-02	76A-4	84589-04	79-37	84594-04	80-3	84647-02	63B-41
84532-02	77A-37	84589-05	79-37	84595-04	9-80	84647-02	63C-20
84536-02	77C-36	84589-06	79-5	84595-06	9-80	84647-02	63C-31
84536-05	77C-36	84589-09	79-7	84596-02	77B-28	84647-03	63B-43
84536-11	4-40	84589-10	79-38	84596-03	77B-28	84647-03	63C-15a
84537-02	77C-35	84589-11	79-39	84597-03	77B-15	84647-04	63B-42
84537-07	4-41	84589-12	79-35	84612-02	78-12	84647-04	63C-30
84546-03	45-2	84589-13	79-16	84616-02	68-9	84647-05	63B-13
84546-03	76-5	84589-14	79-8	84619-02	23-12	84647-05	63C-8
84554-02	77B-40	84589-15	79-9	84619-03	23-12	84647-06	63B-26
84554-02	77C-39	84589-16	79-15	84622-01	79A-17	84647-07	63B-27
84555-02	57-51	84589-17	79-14	84622-02	79A-21	84647-08	63B-28
84555-03	57-51	84589-18	79-36	84622-03	79A-33	84647-10	63B-29

**PIPER AIRCRAFT
PA-46-310P/350P MALIBU
AIRPLANE PARTS CATALOG**

NUMERICAL INDEX

Part Number	Figure and Index No.	Part Number	Figure and Index No.	Part Number	Figure and Index No.	Part Number	Figure and Index No.
84647-12	63B-23	84697-02	3-1	84721-03	43-1	84765-02	40-6
84647-12	63C-6	84697-03	3-1	84721-04	43-2	84765-05	40-6
84647-12	77C-12	84698-02	3-2	84722-02	43-8	84766-02	40-4
84647-13	63B-18	84698-03	3-2	84722-03	43-8	84766-03	40-5
84647-13	63C-12	84701-02	41-1	84724-02	43-9	84767-02	40-2
84647-13	77C-17	84701-02	42-1	84725-02	43-11	84767-03	40-3
84647-14	63B-30	84701-03	41-1	84725-03	43-11	84768-02	40-18
84647-15	63B-22	84701-03	42-1	84726-02	41-27	84769-02	40-17
84647-15	77C-13	84701-04	42-10	84726-02	43-34	84770-02	14-35
84647-15	63C-7	84701-05	42-2	84726-03	41-27	84770-03	14-35
84648-02	63A-1	84701-06	42-10	84726-03	43-34	84772-02	14-10
84649-02	63B-2	84701-07	42-2	84727-02	43-14	84772-03	38-6
84650-02	63B-1	84701-10	42-5	84727-07	41-25	84772-03	38-12
84652-02	77-32	84701-11	42-5	84727-08	41-25	84772-03	38-17
84652-02	77A-41	84701-12	42-57	84727-13	41-25	84772-03	38-34
84658-02	78-6	84701-13	42-57	84728-02	41-6	84772-04	36-27
84664-02	3-13	84703-02	42-11	84728-02	43-7	84772-14	14-33
84664-03	3-13	84703-03	42-11	84728-03	41-6	84772-15	36-28
84665-02	3-5	84704-02	42-24	84728-03	43-7	84772-15	38-7
84665-04	3-4	84704-03	42-24	84729-02	43-3	84772-15	38-13
84666-02	3-3	84705-02	42-19	84729-03	43-3	84772-15	38-18
84666-03	3-7	84708-02	42-3	84730-02	43-4	84772-15	38-35
84667-02	3-7	84713-02	42-55	84730-03	43-5	84773-02	40-13
84667-02	3-11	84714-02	41-7	84733-04	44-47	84774-02	40-12
84667-04	3-6	84714-02	43-16	84734-04	41-49	84774-02	40-12
84667-04	3-10	84714-04	41-8	84734-05	41-48	84774-07	40-12
84673-02	3-9	84714-04	43-17	84736-02	43-15	84774-08	40-12
84673-03	3-9	84714-06	41-10	84736-03	41-4	84777-02	41-48a
84676-02	8-67	84714-06	43-19	84737-02	41-50	84777-03	41-48a
84679-02	12-45	84714-23	43-16	84738-02	41-23	84787-02	42-6
84684-02	15-18	84714-25	41-15	84738-03	42-66	84787-03	42-6
84685-02	19-16	84714-25	43-24	84738-04	43A-40	84792-02	44-32
84686-02	19-15	84714-29	41-17	84741-02	37-1	84795-02	44-33
84687-02	19-17	84714-29	43-26	84746-02	64-29	84795-04	44-34
84687-03	19-17	84714-30	41-17a	84749-02	90-28	84798-02	37-40
84688-02	17-3	84714-30	43-26a	84751-03	64-18	84798-03	37-41
84688-03	17-3	84714-31	43-16	84753-02	37-3	84799-02	37-4
84689-02	8-79	84716-02	41-31	84753-02	37-12	84799-02	37-28
84689-03	9-79	84720-02	41-18	84755-02	14-11	84803-03	38-3
84690-02	8-80	84720-03	41-19	84758-02	42-18	84803-04	38-16
84692-02	8-80	84720-04	41-19	84759-02	42-13	84803-05	38-1
84693-02	8-82	84720-05	41-21	84760-40	43-32	84803-06	38-5
84694-02	8-78	84720-06	41-21	84760-41	43-32	84803-07	38-11
84695-02	11-22	84721-02	41-2	84760-42	43-32	84803-08	38-21
84696-02	8-84	84721-02	43-1	84762-02	15-43	84803-09	38-22
84696-03	8-84	84721-03	41-2	84762-04	14-43	84803-09	38-22

**PIPER AIRCRAFT
PA-46-310P/350P MALIBU
AIRPLANE PARTS CATALOG**

NUMERICAL INDEX

Part Number	Figure and Index No.	Part Number	Figure and Index No.	Part Number	Figure and Index No.	Part Number	Figure and Index No.
84803-38	38-38	84849-02	41-30	84893-02	13-24	84957-02	37-36
84803-38	38-38	84850-02	41-29	84894-02	39-9	84957-06	36-42
84807-03	36-26	84851-02	41-28	84894-03	39-9	84957-06	37-36
84807-03	36-26	84851-03	41-28	84895-02	37-10	84959-02	37-37
84808-02	14-35	84853-02	15-44	84898-02	16-65	84959-03	36-42
84808-02	14-35	84854-02	15-35	84901-02	36-8	84959-04	36-42
84808-03	14-35	84855-02	15-36	84905-02	36-9	84959-04	37-37
84808-03	14-35	84856-02	15-47	84915-02	36-10	84960-02	36-42
84810-02	15-34	84857-02	15-48	84915-03	36-10	84963-02	40-9
84810-03	15-38	84858-02	15-37	84915-06	36-10	84963-05	40-9
84810-05	14-34	84858-03	15-37	84915-07	36-10	84963-07	40-9
84811-02	41-20	84859-02	41-37	84916-02	16-62	84963-08	40-9
84811-03	41-22	84859-03	41-37	84920-02	16-70	84964-02	40-7
84812-02	37-6	84863-02	77A-2	84922-02	16-71	84964-03	40-8
84812-02	37-14	84864-02	36-4	84923-02	16-67	84966-02	40-1
84812-02	37-30	84865-02	36-6	84923-03	16-68	84967-02	90-25
84814-02	37-2	84865-03	36-6	84924-02	16-69	84967-03	90-26
84818-02	16-72	84866-02	36-7	84926-02	16-66	84967-08	82-9
84819-02	37-7	84867-02	16-74a	84927-04	36-16	84967-08	90-6
84819-02	37-15	84867-02	16-74	84928-02	36-17	84967-09	36-30
84819-02	37-31	84874-02	39-15	84929-02	36-18	84967-09	90-15
84819-03	37-23	84874-03	39-15	84929-05	36-18	84967-10	57-54
84819-04	37-33a	84874-06	39-16	84929-07	36-18	84967-10	90-8
84823-02	11-79	84875-04	39-10	84930-02	36-20	84967-100	44A-53
84824-02	11-80	84875-05	39-6	84932-03	36-11	84967-100	90-59
84825-02	16-51	84876-02	39-7	84932-03	Misc	84967-101	44A-48
84826-03	44A-26	84876-03	39-7	84932-04	36-12	84967-101	90-52
84829-02	42-4	84876-04	39-8	84935-02	14-12	84967-103	37-37
84829-03	42-4	84876-05	39-8	84936-02	14-5	84967-104	39-12
84832-02	42-7	84877-07	39-4	84937-02	13-22	84967-104	90-62
84834-02	16-61	84877-08	39-4	84937-03	13-23	84967-106	90-32
84834-06	16-61	84878-02	39-1	84939-02	37-26	84967-107	90-61
84837-02	16-62	84878-03	39-1	84940-02	37-27	84967-108	39-13
84837-02	16-62	84878-06	39-2a	84941-02	Misc.	84967-108	90-62
84837-04	16-62	84878-804	39-1	84943-02	37-21	84967-109	44A-51
84837-06	16-62	84879-02	39-2	84944-02	37-22	84967-109	90-63
84838-02	37-18	84880-03	39-5	84945-02	37-34	84967-11	48-50
84839-02	37-19	84880-06	39-5	84945-03	37-35	84967-11	90-5
84841-02	41-5	84882-02	36-5	84946-02	36-22	84967-110	44A-52
84841-03	41-5	84885-02	11-76	84947-02	36-21	84967-110	90-64
84845-02	41-3	84888-02	41-38	84948-02	40-16	84967-111	44A-37
84845-03	41-3	84888-03	41-38	84949-02	40-14	84967-111	90-13
84847-02	41-26	84890-02	13-19	84949-03	40-15	84967-13	36-29
84847-03	41-26	84890-03	13-20	84954-02	37-11	84967-13	90-11
84848-02	41-24	84892-02	13-21	84956-02	41-16	84967-14	44-36
84848-03	41-24	84892-03	13-21	84956-02	43-25	84967-14	90-12

**PIPER AIRCRAFT
PA-46-310P/350P MALIBU
AIRPLANE PARTS CATALOG**

NUMERICAL INDEX

Part Number	Figure and Index No.	Part Number	Figure and Index No.	Part Number	Figure and Index No.	Part Number	Figure and Index No.
84967-15	44-38	84967-38	90-34	84972-02	14-7	84996-03	40-11
84967-15	90-14	84967-39	44-39	84973-02	14-8	84999-02	40-27
84967-16	39-12	84967-39	90-16	84973-02	16-64	84999-04	40-28
84967-16	90-7	84967-40	2-75	84974-03	15-64	84999-06	40-27
84967-17	44-37	84967-40	90-36	84974-03	16-57	85000-02	40-25
84967-17	90-13	84967-41	7-48	84975-02	16-58	85000-05	40-25
84967-179	36-6	84967-41	90-37	84975-03	15-65	85001-03	40-25
84967-179	90-69	84967-42	36-37	84975-04	16-58	85002-02	40-26
84967-19	14-30	84967-42	90-43	84975-05	15-65	85002-03	40-26
84967-19	90-10	84967-45	86A-20	84976-02	14-9	85003-02	40-29
84967-20	14-31	84967-45	90-46	84976-02	16-63	85004-02	40-30
84967-20	90-9	84967-46	80-29	84977-02	37-42	85005-02	38-8
84967-21	14-32	84967-46	90-27	84977-03	37-43	85005-02	38-14
84967-21	90-4	84967-47	29-14	84977-04	37-44	85005-02	38-19
84967-22	44-35	84967-47	90-33	84977-05	37-42	85005-02	38-36
84967-22	90-3	84967-52	39-14	84978-02	37-45	85006-02	38-9
84967-23	40-30	84967-52	90-50	84978-03	37-45	85006-02	38-15
84967-23	90-19	84967-53	44-48	84979-03	43A-3	85006-02	38-20
84967-24	44-40	84967-65	80-10	84979-04	43A-2	85006-02	38-37
84967-24	90-18	84967-65	90-27	84979-05	43A-5	85008-02	37-48
84967-25	80-27	84967-66	44-42	84982-02	37-38	85008-02	38-10
84967-25	90-27	84967-71	80-23	84982-06	37-38	85009-03	36-40
84967-26	80-7	84967-72	44-37	84982-07	37-38	85009-03	14-44
84967-26	90-27	84967-72	44A-37	84983-02	40-21	85009-07	14-44
84967-27	44-46	84967-72	90-13	84983-03	40-22	85010-02	38-23
84967-27	80-26	84967-73	39-17	84983-04	40-20	85011-02	38-4
84967-27	90-27	84967-91	44A-44	84984-02	40-23	85011-03	38-2
84967-27	90-38	84967-91	90-51	84985-02	40-24	85011-03	38-33
84967-28	80-25	84967-93	90-53	84986-02	40-19	85011-04	38-4
84967-28	90-27	84967-94	90-56	84987-02	36-33	85012-101	49A-14
84967-29	80-24	84967-97	44A-50	84987-02	90-24	85012-133	30-54
84967-29	90-27	84967-97	90-57	84987-04	36-33	85012-134	30-54
84967-30	80-23	84967-98	90-58	84987-04	90-24	85013-02	10-49
84967-30	90-27	84967-99	44A-42	84988-02	43-27	85015-02	38-30
84967-31	80-10	84967-99	90-26	84988-06	43-28	85015-03	38-31
84967-31	90-27	84967-109	44A-51	84988-06	76A-10	85016-02	38-28
84967-32	80-9	84967-110	44A-52	84989-03	43-30	85016-03	38-29
84967-32	90-27	84967-179	36-6	84989-04	43-31	85016-04	38-41
84967-33	80-8	84967-192	90-69	84990-02	40-10	85017-02	38-26
84967-33	90-27	84967-195	90-70	84992-02	36-34	85017-03	38-27
84967-34	44-43	84967-196	90-71	84992-03	36-34	85018-02	38-24
84967-34	90-30	84967-197	90-72	84993-02	36-35	85018-03	38-25
84967-35	44-44	84967-198	90-73	84993-03	36-35	85020-02	63A-15
84967-36	44-45	84968-02	15-69	84994-02	36-36	85023-02	76B-5
84967-36	90-32	84969-02	15-62	84994-03	36-36	85026-02	76B-9
84967-38	4-54	84970-02	15-70	84996-02	40-11	85026-04	76B-9

**PIPER AIRCRAFT
PA-46-310P/350P MALIBU
AIRPLANE PARTS CATALOG**

NUMERICAL INDEX

Part Number	Figure and Index No.	Part Number	Figure and Index No.	Part Number	Figure and Index No.	Part Number	Figure and Index No.
85032-02	37-47	85094-02	63C-25	85258-02	87-23	87499-04	77-29
85032-03	37-47	85095-02	63B-34	85260-02	87-34	87499-04	77A-44
85034-02	38-2a	85095-02	63C-24	85261-02	79-31	87541-03	84-14
85034-02	38-39	85096-02	63A-67	85261-02	79B-15	87541-05	84-14
85037-03	36-17	85096-02	66-24	85368-08	38-43	87541-07	84-14
85039-02	36-39	85096-03	66-25	85443-02	77A-61	87541-08	84-14
85040-02	76B-6	85097-02	63A-9	85444-02	77A-59	87544-02	8-5a
85040-05	76B-7	85098-02	63A-39	85445-02	77C-52	87545-02	77A-21
85041-02	76B-12	85109-02	37-53	85446-02	77C-51	87545-03	77-31
85043-02	43B-6	85110-02	37-54	85447-02	86A-8a	87545-04	77B-13
85044-02	43B-7	85112-02	37-52	85447-03	86A-8	87545-06	29-15
85045-02	41-51	85112-03	37-52	85447-04	86A-8a	87545-06	77B-13
85045-02	43-33	85112-04	9-81	85447-05	86A-8	87545-09	77B-13
85045-03	41-51	85115-05	45-31	85523-02	79A-70	87545-07	77C-20
85045-03	43-33	85116-02	9-72	85538-02	Misc	87545-08	77C-17
85046-02	43A-4	85119-02	13-31a	85568-03	44A-32	87545-08	77C-22
85047-02	38-2b	85123-02	67C-24	85568-16	44A-32	87545-09	77B-13
85047-02	38-40	85123-02	55A-71	85568-17	44A-32	87547-02	9-83
85048-02	37-50	85124-02	66A-24	86102-119	12-43h	87607-02	11-38
85049-02	37-49	85125-04	66A-20	86260-04	25-13	87690-02	85D-2
85051-02	16-74	85126-02	9-82	86700-47	26-37	87699-02	41-6
85053-02	37-51	85128-02	41-53	86972-02	77-13	87702-05	44-8
85056-02	67B-1	85128-03	41-53	87329-08	18-2	87702-07	44-8
85061-00	51A-4	85129-02	38-4	87332-02	42-26	87742-03	77B-17
85063-02	63A-8	85129-02	38-33	87336-02	48-51	87742-03	77C-24
85064-02	63A-49	85129-02	41-53a	87336-02	90-35	88212-00	63-18a
85065-02	10-54	85153-02	54A-10	87341-04	6-31	89064-02	49-12
85070-02	63A-2	85153-03	54A-10	87341-04	90-20	89064-02	49-12a
85072-02	12-53	85154-12	26-32	87369-15	90-47	89064-02	49A-42
85073-02	12-54	85160-02	66B-18	87369-39	87-	89064-02	49A-43
85074-02	66A-20	85180-03	90-71	87369-50	2-79	89064-04	49-12
85077-02	63A-4	85180-04	90-72	87369-50	29-13	89064-04	49A-42
85077-03	63A-3	85180-05	90-73	87369-50	90-2	89064-08	49-12a
85078-02	63A-5	85181-02	87-24	87369-51	25-61	89064-08	49A-43
85080-03	38-32	85181-03	87-25	87369-51	90-1	89064-10	49-10a
85080-04	38-3	85181-04	87-27	87369-74	90-2	89064-11	49-10a
85080-14	38-32	85181-05	87-28	87369-75	90-1	89064-11	49A-40
85080-15	38-3	85181-06	87-29	87482-02	Misc.	89064-13	49-12
85085-02	40-34	85181-07	87-30	87483-02	2-78	89064-13	49-12a
85086-02	40-33	85181-08	87-31	87483-03	4-55	89064-13	49a-42
85087-02	40-32	85181-09	87-33	87483-04	4-55	89064-13	49a-43
85089-02	63A-61	85181-10	87-35	87483-05	2-78	89064-14	49-12
85090-02	63A-66	85212-02	59-8	87483-05	4-55	89064-14	49A-42
85092-02	63A-60	85212-02	64-5a	87483-06	4-55	89064-15	49-12a
85093-02	63C-21	85213-02	59-8a	87483-07	2-78	89064-15	49A-43
85094-02	63B-35	85213-02	64-5a	87488-02	76B-16	89067-02	9-64

**PIPER AIRCRAFT
PA-46-310P/350P MALIBU
AIRPLANE PARTS CATALOG**

NUMERICAL INDEX

Part Number	Figure and Index No.	Part Number	Figure and Index No.	Part Number	Figure and Index No.	Part Number	Figure and Index No.
89075-02	29-2	89526-16	38-3	89570-02	14-2	89624-06	11-89
89075-02	66A-1	89528-11	37A-10d	89570-02	16-2	89624-07	11-90
89075-04	25-2	89528-19	37A-8b	89573-06	16-11C	89624-08	11-91
89075-04	65C-1	89528-21	37A-8a	89574-19	14-51	89624-10	11-92
89075-07	65C-1	89528-23	37A-10c	89574-21	16-74a	89624-11	11-93
89075-09	29-2	89543-05	37A-6a	89576-10	36-45	89624-16	11-94
89075-10	29-2	89544-03	14-5	89576-11	36-46	89624-17	11-95
89075-11	25-2	89548-02	37A-13	89576-12	36-45	89624-18	11-96
89082-02	51-26	89548-03	37A-13	89576-13	36-46	89624-19	11-97
89082-05	51A-6	89548-04	37A-14	89576-14	36-45	89625-02	11-98
89082-05	51A-26	89548-05	37A-14	89576-15	36-46	89625-03	11-98a
89084-07	71A-33	89548-14	37A-13	89577-03	14-54	89625-04	11-100
89084-10	71-59	89548-14	37A-14	89575-02	14-55	89626-02	12-43e
89084-11	71-59	89549-02	14-72	89575-03	14-55	89626-02	88-8
89084-13	71-59a	89551-05	36-43	89579-02	36-32	89630-04	14-50
89084-13	71A-33	89551-06	36-43	89579-02	36-31	89630-05	14-50
89088-00	49A-27a	89551-07	36-43	89579-02	90-17	89631-00	16-76
89088-02	49-26a	89552-02	40-30	89585-03	36-21	89632-02	16-77
89089-02	59-34	89552-03	40-30	89586-03	36-20	89633-02	16-70
89115-03	38-4a	89553-02	37A-11	89588-02	71A-5	89634-02	15-69
89115-04	38-4a	89553-03	37A-11	89590-02	36-39	89640-05	2-1
89116-03	38-4b	89553-04	37A-12	89591-02	36-41	89640-03	4-1
89116-04	38-4b	89553-05	37A-12	89592-02	40-1	89641-13	14-48
89117-03	38-4c	89556-03	36-13	89592-04	8A-52a	89643-10	4-56
89117-04	38-4c	89556-04	36-13	89593-02	36-17	89652-02	71A-52
89120-02	Misc	89556-05	36-13	89593-03	36-17	89653-02	71A-39
89126-02	52-17a	89556-06	36-13	89595-02	40-1	89653-02	73A-1
89137-02	49A-17	89556-11	36-13	89596-02	16-11a	89654-06	73A-13
89178-10	42-62	89556-12	36-13	89596-03	16-11b	89654-06	73A-3
89243-02	43-2	89556-13	36-13	89597-06	14-9	89655-02	73A-3
89369-03	5-25	89556-14	36-13	89598-03	16-23	89656-02	71A-1
89379-02	52-3	89557-09	40-2	89601-02	8-8	89656-02	72-1
89379-05	90-55	89557-10	40-18	89602-02	19-11	89657-02	71A-2
89499-02	12-43f	89557-32	40-34	89603-02	8-8	89660-10	71A-25
89499-02	88-7	89557-36	40-31	89604-02	8A-66a	89660-15	71A-23
89499-03	12-43g	89557-37	40-32	89605-02	8A-2	89660-16	71A-20
89507-05	Mics	89557-38	40-32	89610-02	8A-1	89661-02	71A-8
89514-07	14-34	89557-51	40-16	89610-03	7-4a	89661-05	71A-14
89514-08	14-34	89561-03	44A-30	89612-12	71A-18	89661-09	71A-3
89514-09	14-34	89561-09	44A-29	89613-02	7-37a	89661-11	71A-3
89516-02	86A-9	89561-10	44A-30a	89613-03	7-37a	89661-12	71A-11
89526-09	36-4	89561-16	36-13	89618-02	7-41a	89661-18	71A-68
89526-11	44A-30b	89561-17	36-13	89618-03	7-41a	89661-20	71A-67
89526-13	38-1	89561-18	36-13	89619-02	8A-8	89661-21	71A-3
89526-15	38-3	89561-19	40-25	89622-02	12-43d	89661-22	71A-3
89526-16	38-1	89568-02	16-61	89623-03	12-43a	89662-02	71A-15

**PIPER AIRCRAFT
PA-46-310P/350P MALIBU
AIRPLANE PARTS CATALOG**

NUMERICAL INDEX

Part Number	Figure and Index No.	Part Number	Figure and Index No.	Part Number	Figure and Index No.	Part Number	Figure and Index No.
89662-03	71A-15	89731-09	51A-48	89787-04	26-56	89875-02	77C-51
89662-04	71A-15	89735-02	51A-2	89788-06	25-2	89875-02	77C-50
89663-02	71A-16	89735-02	51A-29	89791-02	86A-1	89875-03	77C-49
89664-05	85A-5	89735-22	51A-31	89792-02	86A-2	89875-04	77C-50
89666-07	8A-67b	89737-02	51A-24	89794-02	86A-4	89877-03	77C-47
89666-09	71A-20	89737-03	51A-24	89795-02	86A-5	89885-02	36-4
89666-10	8A-68a	89739-09	51A-20	89796-02	86A-6	89886-02	10-52
89666-10	71A-20	89742-02	51A-34	89797-02	86A-3	89887-02	9-80
89669-08	71A-48	89743-02	51A-13	89803-06	77A-19	89888-02	36-44
89671-02	71A-36	89744-02	51A-18	89803-07	77A-18	89893-02	79B-14
89672-02	71A-54	89745-02	51A-1	89803-08	77A-29a	89898-02	43-7
89673-02	73A-2	89746-02	51A-16	89805-03	80A-25	89898-03	43-7
89676-02	71A-29	89747-02	51A-12	89813-17	43-4	89899-02	43-7a
89677-02	71A-43	89751-03	52-15	89813-17	43-5	89899-03	43-7a
89677-03	71A-41	89751-04	52-15	89814-02	43-39	89899-10	43-2
89678-02	71A-42	89753-02	52-14	89814-03	43-39	89899-11	43-2
89682-02	45-2a	89753-03	52-15	89821-02	77A-59	89901-02	14-46
89684-02	45-2c	89753-04	52-15	89822-02	77A-61	89901-03	14-46
89684-03	45-2c	89754-02	52-10	89825-02	44A-1	89901-04	14-46
89685-03	71A-19	89754-03	52-12	89825-04	9-64	89901-05	14-46
89686-02	71A-3	89755-02	52-1	89825-04	44A-1	89901-06	14-46
89687-02	71A-4	89756-04	52-9b	89826-02	44A-1	89905-02	24-33
89688-03	49A-13	89758-02	51A-40	89826-04	44A-1	89906-02	24-33
89689-05	45-33	89758-05	51A-39	89827-02	44A-1	89906-03	24-33
89692-08	45-2b	89758-49	51A-38	89833-11	79B-9	89908-02	37A-13
82696-02	16-78	89769-02	41-33	89833-12	79B-9	89908-02	37A-14
89701-03	65C-3	89774-02	33-1	89833-13	79B-9	89909-04	36-10a
89701-10	65C-3	89774-03	33-1	89833-14	79B-9	89910-02	90-65
89707-02	49A-20	89781-02	29-1	89833-15	79B-9	89911-02	57-32
89709-02	49A-20	89781-02	30-1	89833-16	79B-9	89916-02	19-6
89710-02	54A-45	89781-03	29-1	89833-17	79B-9	89918-02	64-2
89711-02	54A-20	89781-03	30-2	89833-18	79B-9	89921-02	38-43
89711-02	54A-27	89782-02	30-12c	89833-19	79B-9	89922-02	38-5
89714-02	49A-19	89782-03	30-12b	89833-20	79B-9	89922-03	38-3
89715-02	49A-19	89782-04	30-3	89833-21	79B-9	89922-05	38-5
89716-02	49A-29	89782-05	30-12a	89833-22	79B-9	89922-06	38-11
89721-34	49A-18	89784-03	83-4	89833-24	79B-9	89922-07	38-16
89721-34	49A-36	89784-04	83-4	89833-25	79B-9	89924-02	77C-1
89724-02	76B-16	89784-05	83-4	89833-26	79B-9	89924-03	77C-1
89729-02	51A-49	89784-06	83-4	89833-27	79B-9	89924-05	77C-48
89729-29	51A-36	89784-07	83-3	89833-28	79B-9	89924-06	77C-1
89729-35	51A-36	89785-03	25-39	89833-33	79B-9a	89924-07	77C-1
89731-04	51A-33	89786-02	25-1	89846-07	80A-21	89925-04	36-4
89731-05	51A-47	89786-02	26-1	89872-02	77C-18	89927-02	37-34
89731-06	51A-45	89787-02	26-57	89873-06	77C-18	89927-03	37-35
89731-08	51A-48	89787-03	26-55	89875-02	14-55	89928-02	37-49

**PIPER AIRCRAFT
PA-46-310P/350P MALIBU
AIRPLANE PARTS CATALOG**

NUMERICAL INDEX

Part Number	Figure and Index No.	Part Number	Figure and Index No.	Part Number	Figure and Index No.	Part Number	Figure and Index No.
89928-03	37-50	89978-02	42-2	95061-016	70-3	103091-02	2-18
89929-02	36-26	89978-03	42-2	95061-172	43A-6	103091-03	2-18
89930-02	38-43	89981-02	42-3	96395-02	44-21	103117-02	2-21
89930-05	15-17b	89982-02	42-61	96718-02	54A-41	103117-03	2-21
89931-02	43-7	89983-02	42-59	96718-03	54A-41	104076-02	73A-2
89931-04	43-07	89983-03	42-59	97499-31	65C-7	104351-04	14-34
89932-02	43-7a	89983-04	42-59	980162-502	14-3	104597-02	57-56
89932-10	42-59	89983-05	42-59	99849-04	49A-44	104723-02	25-25
89936-02	37A-4	89983-06	43-7a	99849-24	49A-45	104723-03	25-29
89936-03	37A-1	89983-13	42-61	100523-02	51A-24a		
89936-04	37A-5	89983-14	42-61	100616-03	74-26a		
89936-05	37A-2	89983-15	42-61	100617-02	8A-52a		
89936-06	37A-6	89983-16	42-61	100629-02	81-14	151 296	63A-11
89936-07	37A-3	89986-02	42-58	100632-02	36-15	151 296	63A-13
89936-08	37A-7	89986-03	42-58	100683-03	26-21	180 439	43A-5
89936-12	37A-9	89986-05	42-58	100683-04	26-21	181 400	40-32
89936-14	37A-10	89986-06	42-58	100683-05	26-21	187 537	43-29
89936-36	37A-10b	89986-07	42-58	100697-02	7-48	187 537	76B-8
89937-02	38-23	89986-08	42-58	100700-13	37-37	187 537	76B-11
89937-02	44A-26	89987-02	41-3	100851-02	54A-27	187 537	80-19
89937-03	44A-28	89987-02	43A-1	100901-02	43A-31	187 627	26-15
89937-04	44A-28	89987-03	41-3	100904-02	63B-31	187 627	30-37
89938-02	36-8	89987-03	43A-1	100904-02	63C-21	187 859	89-5
89942-05	43A-9	89987-04	43A-8	100904-03	63B-31	187 968	36-4b
89942-06	43A-10	89988-02	43A-2	100904-03	63C-21	189 545	35-42
89943-02	36-4	89989-20	42-64	100982-02	2-52	189 545	67-49
89943-09	36-4	89989-22	43A-13	101171-02	84-1a	189 632	59-36
89943-09	77C-37	89989-23	43A-13	101250-04	42-4	279 038	19-11
89944-06	42-1	89989-24	43A-13	101250-05	42-4	280 642	14-54
89944-07	42-1	89989-25	43A-13	101250-06	43-16	289 505	81-5
89946-02	37A-4a	89989-26	43A-42	101250-07	43-16	289 765	43A-5
89946-03	37A-1a	89990-02	43A-4	101252-06	42-5	400 002	41-42
89947-02	37A-2a	89990-03	43A-4	101252-07	42-5	400 002	42-33
89947-02	37A-5a	89991-11	43A-7	101252-16	43-16	400 002	41-54
89947-02	37A-9a	89993-02	43A-11	101252-17	43-16	400 002	51A-32
89949-02	43-15	89994-02	43A-4	101286-02	16-34	400 003	41-44
89961-02	44A-3	89994-03	43A-4	101286-03	16-34a	400 003	49A-55
89961-02	44A-49	89994-06	43A-4	101293-02	71A-20	400 003	81-11
89970-02	15-1	89994-07	43A-4	101293-03	71A-1a	400 004	41-45
89972-02	11-57	89994-16	43A-4	102873-12	4-5a	400 004	62-20
89972-02	13-27	89994-17	43A-4	102873-12	4-5a	400 004	41-41
89975-02	36-4a	89997-02	43A-3	103030-04	86A-9	400 008	35-31
89976-04	42-11	89997-03	43A-3	103066-02	12-41	400 008	63A-7
89976-05	42-11	89997-04	43A-4	103066-03	12-41	400 008	68-49
89976-28	42-11	89997-05	43A-4	103066-04	12-12a	400 009	62-13
89976-29	42-11	89997-08	43A-4	103076-02	4-28	400 009	68-38

**PIPER AIRCRAFT
PA-46-310P/350P MALIBU
AIRPLANE PARTS CATALOG**

NUMERICAL INDEX

Part Number	Figure and Index No.	Part Number	Figure and Index No.	Part Number	Figure and Index No.	Part Number	Figure and Index No.
400 011	63A-10	400 437	42-51	400 441	64-20	400 672	65-21
400 015	27-13	400 438	49A-60	400 441	64-20	400 672	67-46
400 015	43A-7	400 438	51A-37	400 441	71A-20	400 672	72-9
400 017	60-6	400 438	51A-43	400 441	71A-35	400 672	57-50
400 017	63-40	400 438	55A-31	400 441	86A-14	400 672	65-21
400 019	26-6	400 438	51-17	400 443	9-30	400 672	67-46
400 053	17-13	400 438	55-86	400 443	25-51	400 672	72-9
400 055	25-47	400 438	62-39	400 443	61-10	400 673	71A-13
400 056	85A-6	400 438	63A-39	400 443	62-40	400 673	71-56
400 056	85A-6	400 438	75-16	400 443	9-30	400 673	71-54
400 058	64-22	400 438	51-17	400 443	25-51	400 673	71-56
400 058	64-22	400 438	62-39	400 443	61-10	400 674	71-51
400 059	65C-3	400 438	63A-39	400 443	62-40	400 674	71-52
400 105	63A-35	400 438	75-16	400 444	26-39	400 674	71-54
400 106	63A-43	400 438	51A-14	400 444	41-40	400 674	71-64
400 106	66-46	400 440	14-52	400 444	41-40	400 674	71A-8
400 106	66-48	400 440	67-45	400 448	54-30	400 674	71A-12
400 106	68-43	400 440	67-53	400 448	57-42	400 674	71-51
400 106	63A-43	400 440	67-57	400 448	54-30	400 674	71-52
400 106	66-46	400 440	67A-20	400 448	57-42	400 674	71-54
400 106	66-48	400 440	71A-37	400 449	64-21	400 674	71-64
400 106	68-43	400 440	71A-49	400 449	64-21	400 674	71-51
400 107	62-19	400 440	25-3	400 450	67C-24	400 674	71-52
400 107	62-19	400 440	35-35	400 451	51A-47	400 675	63A-69
400 108	63A-47	400 440	64-32	400 451	71A-57	400 675	66-45
400 108	68-47	400 440	67-45	400 451	71A-22	400 675	63A-69
400 108	63A-47	400 440	67-47	400 451	63-33	400 675	66-45
400 108	68-47	400 440	67-53	400 451	66A-20	400 675	63A-69
400 111	68-48	400 440	67-57	400 451	63-33	400 675	66-45
400 111	63A-48	400 440	67C-24	400 453	29-10	400 676	71A-9
400 111	68-48	400 440	75-18	400 453	62-10	400 676	71A-40
400 111	63A-48	400 440	85C-6	400 453	29-10	400 677	71-53
400 111	68-48	400 440	35-14	400 453	62-10	400 677	71A-40
400 113	63A-46	400 440	64-32	400 457	22-25	400 677	72-8
400 113	68-46	400 440	67-45	400 457	22-25	400 680	71A-10
400 113	63A-46	400 440	67-47	400 460	60-28	400 689	33-17
400 113	68-46	400 440	67-53	400 462	60-28	400 706	43-36
400 125	68-35	400 440	67-57	400 463	49A-20	400 706	41-48a
400 125	68-35	400 440	75-18	400 475	8-33	400 728	43-35
400 160	14-47	400 440	85C-6	400 475	8-33	400 868	15-53
400 306	25-36	400 441	17-12	400 479	57-38	400 905	63A-35
400 306	25-36	400 441	54-24	400 479	57-38	400 907	42-47
400 306	49A-58	400 441	54-25	400 490	19-26	400 922	68-36
400 437	54-43	400 441	54A-32	400 496	81-10	400 924	63A-13
400 437	54A-15	400 441	54A-49	400 496	81-10	401 185	20-24
400 437	42-51	400 441	57-49	400 672	57-50	401 185	20-27

**PIPER AIRCRAFT
PA-46-310P/350P MALIBU
AIRPLANE PARTS CATALOG**

NUMERICAL INDEX

Part Number	Figure and Index No.	Part Number	Figure and Index No.	Part Number	Figure and Index No.	Part Number	Figure and Index No.
401 186	20-28	401 273	63B-4	401 430	58-15	404 101	26-47
401 187	20-33	401 273	63C-19	401 460	25-48	404 101	30-30
401 187	41-47	401 274	34-35	401 504	2-72	404 101	57-14
401 190	59-17	401 282	63B-32	401 509	25-43	404 101	63A-11
401 201	59-21	401 282	63C-22	401 509	49A-61	404 101	63A-14
401 202	59-20	401 285	62-33	401 536	49-44	404 101	63A-42
401 203	62-21	401 285	63A-68	401 546	85C-7	404 101	66-46
401 258	63-28	401 301	75-20	401 918	55A-71	404 101	66-48
401 261	59-29	401 302	26-8	401 925	51A-30	404 101	68-35
401 264	30-35	401 302	26-40	401 973	54-28	404 101	68-42
401 266	2-33	401 302	64-26	401 992	85D-8	404 101	68-43
401 266	15-30	401 310	63-39	402 181	59-19	404 101	68-46
401 266	16-35	401 311	25-35	402 312	30-30	404 101	68-47
401 266	17-14	401 312	63A-44	402 313	26-47	404 101	68-48
401 266	43-6	401 312	68-44	402 325	26-5	404 101	41-48a
401 266	43-13	401 313	59-23	402 344	26-46	404 102	26-46
401 266	54-39	401 318	16-37	402 344	30-29	404 102	30-29
401 266	54A-31	401 318	42-30	402 374	20-30	404 155	85B-8
401 266	54A-39	401 318	42-31	402 389	20-29	404 155	85B-9
401 266	61-9	401 326	60-12	402 688	20-25	404 155	85C-9
401 266	63-36	401 330	30-41	402 688	20-26	404 156	79B-15
401 266	67-40	401 330	30-33	402 689	20-23	404 224	25-56
401 266	71A-49	401 353	59-16	402 756	65D-3	404 224	54-27
401 266	75-17	401 353	59-18	402 757	60-25	404 224	54-36
401 267	64-26	401 353	60-14	402 757	64-35	404 224	54A-14
401 269	6-30	401 353	60-29	402 774	62-12	404 224	54A-21
401 269	33-31	401 353	68-39	402 774	49-10a	404 224	54A-36
401 269	61-11	401 353	59-19	402 922	5-29	404 224	54A-48
401 269	63-8	401 354	62-17	402 922	63A-45	404 224	55-62
401 269	67-44	401 354	62-18	402 922	68-45	404 224	55A-51
401 269	71A-27	401 359	60-13	402 942	68-40	404 224	57-48
401 270	33-33	401 359	62-16	402 990	30-31	404 224	60-25
401 270	35-30	401 359	85-14	402 992	30-54	404 224	63A-37
401 270	41-43	401 364	85-15	403 053	85-13	404 224	63A-71
401 270	42-56	401 375	31-15	403 054	33-18	404 224	64-35
401 270	60-7	401 377	60-11	403 057	33-19	404 224	65-23
401 270	63-29	401 389	49A-62	404 100	8-33	404 224	66-44
401 270	63-34	401 395	74-52	404 100	34-30	404 224	66A-29
401 270	64-33	401 396	25-32	404 100	54-23	404 224	67-24
401 270	65-36	401 398	74-53	404 100	54A-16	404 224	67-32
401 270	63B-10	401 403	25-44	404 100	63A-69	404 224	69-37
401 270	67-39	401 403	49A-60	404 100	64-22	404 224	69A-15
401 273	26-7	401 418	25-46	404 100	65-21	404 225	25-9
401 273	26-38	401 418	49A-59	404 100	66-45	404 225	25-18
401 273	41-14	401 429	63A-42	404 100	67-46	404 243	63-27
401 273	42-23	401 429	68-42	404 100	71A-9	404 243	71A-60

**PIPER AIRCRAFT
PA-46-310P/350P MALIBU
AIRPLANE PARTS CATALOG**

NUMERICAL INDEX

Part Number	Figure and Index No.	Part Number	Figure and Index No.	Part Number	Figure and Index No.	Part Number	Figure and Index No.
404 244	63-21	404 395	75-14	404 833	55A-10	404 887	26-38
404 320	63A-27	404 489	70-3	404 835	16-49	404 887	26-39
404 320	68-27	404 489	70-20	404 835	34-13	404 887	29-10
404 321	33-30	404 490	79B-15	404 835	41-14	404 887	33-17
404 322	15-56	404 491	85-12	404 835	42-49	404 887	33-18
404 322	16-29	404 491	85-17	404 835	43-23	404 887	33-19
404 322	24-29	404 491	85A-12	404 835	60-28	404 887	33-31
404 322	33-8	404 526	49A-19	404 835	62-33	404 887	33-33
404 322	33-15	404 526	49A-27	404 835	57-48	404 887	34-37
404 322	59-22	404 529	54A-20	404 836	5-20	404 887	34-41
404 322	62-12	404 529	54A-27	404 836	5-29	404 887	35-30
404 322	63A-24	404 529	63B-31	404 836	26-5	404 887	35-35
404 322	63A-27	404 529	63C-21	404 836	26-6	404 887	41-40
404 322	63A-32	404 530	14-48	404 836	30-33	404 887	41-43
404 322	68-7	404 530	20-23	404 836	42-33	404 887	42-56
404 322	68-24	404 530	20-26	404 836	42-47	404 887	43-13
404 322	68-27	404 530	49A-57	404 836	63A-35	404 887	47-27
404 322	68-32	404 530	60-6	404 837	41-47	404 887	49A-19
404 323	63A-17	404 530	63A-7	404 838	30-2a	404 887	51-19
404 323	68-17	404 530	63A-10	404 838	74-55	404 887	51A-6
404 326	25-31	404 530	63A-13	404 838	26-55	404 887	51A-17
404 326	25-45	404 530	63A-44	404 840	26-43	404 887	51A-26
404 326	29-5	404 530	63A-45	404 840	30-26	404 887	54-24
404 330	25-31	404 530	68-45	404 840	45-27	404 887	54-25
404 330	41-46	404 531	20-27	404 840	45-27	404 887	54-29
404 330	68-4	404 531	20-28	404 846	43-6	404 887	54-30
404 392	57-50	404 531	20-29	404 846	43-6	404 887	54-39
404 392	67-52	404 531	20-30	404 849	62-13	404 887	54A-15
404 392	69-35	404 531	20-33	404 849	62-13	404 887	54A-18
404 392	69A-17	404 531	49-52	404 887	2-33	404 887	54A-23
404 392	71-51	404 531	63A-40	404 887	6-30	404 887	54A-26
404 392	71-52	404 531	68-40	404 887	9-30	404 887	54A-29
404 392	71-53	404 532	49A-59	404 887	15-30	404 887	54A-32
404 392	71-54	404 532	49A-60	404 887	15-31	404 887	54A-39
404 392	71-56	404 543	85B-6	404 887	15-53	404 887	54A-44
404 392	71-64	404 559	85-13	404 887	16-31a	404 887	54A-49
404 392	71A-8	404 559	85D-6	404 887	16-35	404 887	55-80
404 392	71A-10	404 596	80A-22	404 887	16-36	404 887	55-86
404 392	71A-12	404 596	80A-26	404 887	17-12	404 887	55A-31
404 392	71A-13	404 596	80B-13	404 887	19-12	404 887	57-38
404 392	71A-40	404 829	75-27	404 887	19-24	404 887	57-42
404 392	72-8	404 829	89-3	404 887	22-25	404 887	57-49
404 392	72-9	404 833	26-54	404 887	24-41	404 887	60-16
404 392	65C-3	404 833	50-12	404 887	25-3	404 887	61-9
404 394	30-54	404 833	54A-20	404 887	25-51	404 887	61-10
404 394	58-15	404 833	54A-30	404 887	26-7	404 887	61-11

**PIPER AIRCRAFT
PA-46-310P/350P MALIBU
AIRPLANE PARTS CATALOG**

NUMERICAL INDEX

Part Number	Figure and Index No.	Part Number	Figure and Index No.	Part Number	Figure and Index No.	Part Number	Figure and Index No.
404 887	62-10	404 888	63-9	404 909	51-8	407 040	63C-4
404 887	62-39	404 888	63-40	404 909	51A-4	407 040	80A-22
404 887	62-40	404 888	63A-10	404 909	51A-9	407 040	80A-26
404 887	63-8	404 888	63A-13	404 909	63B-16	407 040	80B-13
404 887	63-29	404 888	64-24	404 909	63C-13	407 041	85-12
404 887	63-33	404 888	68-36	404 909	68-11	407 041	19-12
404 887	63-34	404 888	68-38	404 909	45-2b	407 041	19-26
404 887	63A-39	404 888	68-44	404 910	4-35a	407 043	54-27
404 887	63A-54	404 888	68-49	404 910	4-36a	407 043	54-36
404 887	63A-56	404 888	75-19	404 910	34-40	407 043	54A-14
404 887	63A-64	404 888	81-11	404 910	39-3	407 043	54A-21
404 887	63A-68	404 888	43A-7	404 910	54-33	407 043	54A-36
404 887	63B-3	404 888	49A-17b	404 910	54A-27	407 043	54A-48
404 887	63B-4	404 889	30-31	404 910	54A-33	407 043	55-62
404 887	63B-19	404 889	31-14	404 910	54A-45	407 043	55A-51
404 887	63B-32	404 889	35-34	404 910	63A-51	407 043	69-1a
404 887	63C-19	404 889	59-16	404 910	63A-53	407 043	69-1b
404 887	63C-22	404 889	60-11	404 910	63A-58	407 043	69A-1a
404 887	64-21	404 889	60-13	404 910	69A-13	407 043	69A-1b
404 887	64-32	404 889	60-14	404 910	71A-62	407 043	75-1e
404 887	64-33	404 889	60-29	404 928	34-41	407 043	75-1f
404 887	67-40	404 889	62-16	404 929	34-42	407 103	83-7
404 887	67-44	404 889	62-17	404 942	63A-10	407 104	51A-47
404 887	67-45	404 889	62-18	405 003	51A-49	407 104	65-20
404 887	67-53	404 889	62-21	405 099	51A-4	407 104	71A-35
404 887	67-57	404 889	64-31	405 099	51A-27	407 106	18-8
404 887	69A-16	404 889	68-39	405 418	85C-9	407 106	44-10
404 887	71A-22	404 889	59-18	405 454	63-22	407 122	51A-4
404 887	71A-49	404 890	25-32	405 475	19-12	407 122	51A-27
404 887	71A-57	404 890	25-44	405 475	65D-2	407 122	69A-20
404 887	71A-66	404 890	25-46	405 580	51A-11	407 130	79B-15
404 887	77A-40	404 891	2-72	405 580	51A-23	407 130	87-14
404 888	16-53	404 891	25-43	406 345	58-20	407 132	57-6
404 888	25-35	404 891	49A-61	406 428	86-23	407 133	15-68
404 888	27-12	404 891	85D-7	406 551	82-8	407 133	16-60
404 888	30-41	404 900	25-36	406 551	82-10	407 134	39-3
404 888	32-13	404 900	49A-58	406 601	83-2	407 134	39-11
404 888	35-31	404 902	87-22	406 625	70-3a	407 135	42-48
404 888	41-41	404 907	63B-38	406 816	52-17	407 135	51A-14
404 888	41-44	404 907	63C-23	406 820	71A-3	407 135	51A-19
404 888	41-45	404 907	63C-29	406 823	87-32	407 135	51A-37
404 888	42-31	404 907	63B-40	406 824	87-26	407 135	51A-43
404 888	51A-32	404 908	63B-25	406 825	40-25	407 136	25-18
404 888	60-12	404 908	63C-4	406 825	54A-31	407 136	49A-8
404 888	62-19	404 908	69-20	406 830	14-46	407 136	51-16
404 888	62-20	404 908	80A-25	407 040	63B-25	407 136	51A-3

**PIPER AIRCRAFT
PA-46-310P/350P MALIBU
AIRPLANE PARTS CATALOG**

NUMERICAL INDEX

Part Number	Figure and Index No.	Part Number	Figure and Index No.	Part Number	Figure and Index No.	Part Number	Figure and Index No.
407 136	51A-10	407 563	89-4	407 564	61-11	407 565	41-44
407 136	51A-11	407 564	2-33	407 564	62-39	407 565	41-45
407 136	51A-23	407 564	6-30	407 564	63-29	407 565	41-54
407 136	51A-30	407 564	8-33	407 564	63-33	407 565	43-36
407 136	54A-50	407 564	9-30	407 564	63-34	407 565	51A-32
407 137	14-13	407 564	15-30	407 564	64-21	407 565	54A-50
407 137	18-9	407 564	15-31	407 564	64-22	407 565	55A-71
407 138	85C-8	407 564	15-53	407 564	64-25	407 565	59-23
407 144	51A-38	407 564	16-31a	407 564	65-20	407 565	60-6
407 454	26-40	407 564	16-35	407 564	66-45	407 565	60-12
407 531	63B-31	407 564	16-36	407 564	66-50	407 565	60-19
407 531	63C-21	407 564	16-52	407 564	67-40	407 565	62-13
407 559	69A-20	407 564	22-25	407 564	67-44	407 565	62-19
407 560	29A-7	407 564	24-41	407 564	69-35	407 565	62-29
407 561	16-53	407 564	25-47	407 564	71-52	407 565	62-30
407 561	19-26	407 564	25-51	407 564	71-56	407 565	63-40
407 561	26-53	407 564	25-66	407 564	71-64	407 565	63-45
407 561	42-34	407 564	26-7	407 564	71A-5	407 565	66-46
407 561	42-35	407 564	26-38	407 564	71A-8	407 565	66-48
407 561	63B-38	407 564	26-39	407 564	71A-9	407 565	67-44
407 561	63B-40	407 564	29-10	407 564	71A-12	407 565	68-35
407 561	63C-23	407 564	33-31	407 564	71A-20	407 565	68-36
407 561	63C-29	407 564	33-33	407 564	71A-27	407 565	68-38
407 561	66-49	407 564	34-13	407 564	71A-37	407 565	68-43
407 561	80A-22	407 564	34-41	407 564	71A-65	407 565	68-44
407 561	80A-25	407 564	35-30	407 564	75-16	407 565	68-46
407 561	80A-26	407 564	41-40	407 564	75-17	407 565	68-47
407 561	80B-13	407 564	41-43	407 564	75-18	407 565	68-48
407 562	51-8	407 564	42-49	407 564	85A-6	407 565	68-49
407 562	75-27	407 564	42-53	407 564	85C-6	407 565	69-18
407 563	2-54	407 564	43-6	407 564	65C-3	407 565	75-19
407 563	4-35a	407 564	47-27	407 564	77A-40	407 565	81-11
407 563	4-36a	407 564	49A-20	407 565	5-29	407 565	43A-7
407 563	4-50	407 564	54-23	407 565	16-37	407 565	64-33
407 563	34-40	407 564	54-24	407 565	20-23	407 566	14-13
407 563	48-37	407 564	54-25	407 565	20-25	407 566	18-8
407 563	55-51	407 564	54A-32	407 565	20-26	407 566	18-9
407 563	55A-61	407 564	54A-49	407 565	25-35	407 566	20-27
407 563	63A-51	407 564	55-80	407 565	26-8	407 566	20-28
407 563	66B-14	407 564	55-86	407 565	26-47	407 566	20-29
407 563	66B-17	407 564	55A-31	407 565	27-11	407 566	20-30
407 563	69-21	407 564	57-38	407 565	30-30	407 566	20-33
407 563	69-25	407 564	57-42	407 565	30-45	407 566	26-46
407 563	69A-13	407 564	57-49	407 565	35-31	407 566	30-29
407 563	71A-62	407 564	60-28	407 565	41-41	407 566	30-54
407 563	74-37	407 564	61-10	407 565	41-42	407 566	31-16

**PIPER AIRCRAFT
PA-46-310P/350P MALIBU
AIRPLANE PARTS CATALOG**

NUMERICAL INDEX

Part Number	Figure and Index No.	Part Number	Figure and Index No.	Part Number	Figure and Index No.	Part Number	Figure and Index No.
407 566	35-13	407 568	65-14	407 583	86-22	407 584	51A-26
407 566	35-34	407 568	65-15	407 584	8-33	407 584	51A-28
407 566	41-47	407 568	65C-9	407 584	15-30	407 584	51A-33
407 566	43-35	407 568	65C-12	407 584	15-54	407 584	51A-34
407 566	44-10	407 568	66-35	407 584	15-55	407 584	51A-36
407 566	49-52	407 568	66A-3	407 584	16-30	407 584	51A-39
407 566	58-18	407 568	66A-4	407 584	16-31	407 584	51A-40
407 566	59-16	407 568	66A-7	407 584	16-31a	407 584	51A-42
407 566	59-17	407 568	66A-15	407 584	16-52	407 584	51A-44
407 566	59-19a	407 568	85C-7	407 584	16-55	407 584	51A-45
407 566	60-11	407 569	25-36	407 584	17-12	407 584	54-30
407 566	60-13	407 569	25-49a	407 584	17-13	407 584	54-35
407 566	60-29	407 569	53-10	407 584	17-14	407 584	54-38
407 566	62-16	407 569	66A-25	407 584	17-15	407 584	54-39
407 566	62-18	407 570	43A-8	407 584	19-12	407 584	54A-15
407 566	62-21	407 570	45-32	407 584	19-24	407 584	54A-16
407 566	63-46	407 570	49-53	407 584	25-3	407 584	54A-18
407 566	64-31	407 570	76-90	407 584	25-36a	407 584	54A-23
407 566	68-39	407 570	76A-73	407 584	25-38	407 584	54A-31
407 566	14-47	407 573	55A-74	407 584	26-7	407 584	54A-35
407 567	15-29	407 573	74-30	407 584	29-10	407 584	54A-38
407 567	16-59	407 573	74-31	407 584	30-35	407 584	54A-39
407 567	25-46	407 575	74-29	407 584	33-17	407 584	54A-44
407 567	25-50	407 575	76-84	407 584	34-35	407 584	54A-49
407 567	26-55	407 575	76-86	407 584	35-28	407 584	57-38
407 567	30-12e	407 575	76A-70	407 584	35-35	407 584	57-42
407 567	34-29	407 582	63B-12	407 584	41-14	407 584	57-49
407 567	35-46	407 582	63B-16	407 584	41-40	407 584	57-50
407 567	59-23b	407 582	63C-10	407 584	42-52	407 584	60-16
407 567	63A-68	407 582	63C-13	407 584	42-53	407 584	61-9
407 567	66-37	407 582	68-11	407 584	42-56	407 584	61-10
407 567	66-46	407 582	87-22	407 584	43-13	407 584	61-14
407 567	68-42	407 582	89-3	407 584	43-23	407 584	61-16
407 567	74-54	407 582	43A-12	407 584	49A-19	407 584	62-10
407 567	75-13	407 582	45-2b	407 584	49A-35	407 584	62-33
407 567	63A-13	407 583	26-54	407 584	51-17	407 584	62-39
407 568	2-72	407 583	54-30	407 584	51-19	407 584	62-40
407 568	2-74	407 583	54-33	407 584	51-20	407 584	63-8
407 568	8-4a	407 583	54A-20	407 584	51A-5	407 584	63-28
407 568	25-43	407 583	54A-27	407 584	51A-6	407 584	63-29
407 568	34-26	407 583	54A-30	407 584	51A-7	407 584	63-33
407 568	45-32	407 583	54A-33	407 584	51A-8	407 584	63-34
407 568	49-44	407 583	54A-45	407 584	51A-17	407 584	63-36
407 568	49-47	407 583	85B-8	407 584	51A-21	407 584	63B-3
407 568	49-62	407 583	85B-9	407 584	51A-22	407 584	63B-19
407 568	49A-15	407 583	85C-9	407 584	51A-25	407 584	63B-20

**PIPER AIRCRAFT
PA-46-310P/350P MALIBU
AIRPLANE PARTS CATALOG**

NUMERICAL INDEX

Part Number	Figure and Index No.	Part Number	Figure and Index No.	Part Number	Figure and Index No.	Part Number	Figure and Index No.
407 584	63B-32	407 585	43-36	407 587	59-23b	407 800	14-49
407 584	63C-3	407 585	57-13	407 587	63A-13	407 801	66-48
407 584	63C-22	407 585	59-23a	407 587	66-46	407 801	73-9
407 584	64-32	407 585	60-6	407 587	68-42	407 801	73A-12
407 584	64-33	407 585	60-21	407 587	85D-8	407 803	66-48
407 584	65-20	407 585	62-20	407 589	15-58	407 887	49A-35
407 584	65-21	407 585	62-30	407 589	25-17	408 042	85A-9
407 584	65-22	407 585	63-9	407 589	25-49a	408 043	85-18
407 584	66-45	407 585	63-39	407 589	29-6	408 043	85A-13
407 584	66-50	407 585	63-40	407 591	25-39	408 815	58-17
407 584	66A-20	407 585	63A-11	407 591	29-7	408 815	63A-68
407 584	66B-20	407 585	63A-13	407 595	45-39	408 815	66-46
407 584	67-39	407 585	64-24	407 595	46-6	408 826	19-12
407 584	67-44	407 585	66-46	407 595	76-71	410 018	52-20
407 584	66-45	407 585	66-48	407 595	76-91	410 018	75-21
407 584	66-46	407 585	67-40	407 595	76A-71	410 023	19-25
407 584	67C-7	407 585	67-44	407 609	85-12	410 023	21-24
407 584	67C-20	407 585	67-57	407 609	85-17	410 024	4-35a
407 584	67C-28	407 585	67C-2	407 609	85A-12	410 024	4-36a
407 584	71-51	407 585	67C-9	407 610	39-11	410 026	19-22
407 584	71-52	407 585	68-36	407 670	14-48	410 027	12-43k
407 584	71-53	407 585	68-45	407 673	73A-7	410 028	19-12
407 584	71-54	407 585	69-18	407 674	33-19	410 028	19-18
407 584	71-64	407 585	30-41	407 674	71A-2	410 037	52-22
407 584	71A-9	407 585	43A-6	407 674	71A-22	410 038	24-41
407 584	71A-10	407 586	20-24	407 674	71A-49	410 040	16-36
407 584	71A-12	407 586	20-27	407 674	71A-57	410 042	60-16
407 584	71A-13	407 586	30-31	407 674	72-8	410 043	82-10
407 584	71A-40	407 586	43-35	407 674	73A-9	410 046	82-8
407 584	79B-15	407 586	54-28	407 674	85-13	410 046	85C-8
407 584	87-15	407 584	58-15	407 676	59-32	410 058	15-31
407 584	63A-42	407 586	59-16	407 679	71-50	410 067	19-20
407 584	43A-13	407 586	59-18	407 682	6-29	410 069	19-23
407 585	5-20	407 586	59-19b	407 682	33-18	410 069	52-16
407 585	20-25	407 586	59-20	407 682	72-8	410 072	52-16
407 585	20-26	407 586	59-21	407 682	72-9	410 073	19-19
407 585	25-35	407 586	60-14	407 683	73-10	410 150	19-21
407 585	25-44	407 586	60-20	407 683	73A-10	410 241	85B-8
407 585	26-5	407 586	62-16	407 700	74-32	410 241	85C-9
407 585	26-6	407 586	62-17	407 800	41-40	410 241	86-18
407 585	26-47	407 586	62-21	407 800	57-38	410 242	85B-9
407 585	30-33	407 587	15-29	407 800	63B-36	410 248	83-6
407 585	32-12	407 587	16-37	407 800	63C-27	410 255	75-19
407 585	33A-5	407 587	16-59	407 800	64-22	411 247	75-15
407 585	42-36	407 587	25-17	407 800	64-26	411 502	14-46
407 585	42-47	407 587	53-5	407 800	81-10	411 512	59-34

**PIPER AIRCRAFT
PA-46-310P/350P MALIBU
AIRPLANE PARTS CATALOG**

NUMERICAL INDEX

Part Number	Figure and Index No.	Part Number	Figure and Index No.	Part Number	Figure and Index No.	Part Number	Figure and Index No.
411 514	89-4	411 535	71A-5	415 323	16-31a	415 541	74-37
411 530	71A-64	411 535	87-15	415 323	16-52	415 542	70-3
411 531	25-36a	411 536	54-31	415 365	16-53	415 544	20-54
411 531	51-19	411 536	71A-4	415 374	85A-13	415 544	4-50
411 531	51-20	411 537	42-49	415 374	44A-30	415 544	50-12
411 531	51A-7	411 537	65-20	415 378	44A-30	415 544	70-20
411 531	51A-8	411 538	63A-54	415 388	85-17	415 551	63A-3
411 531	51A-17	411 538	70-4	415 388	85A-12	415 554	63A-56
411 531	51A-21	411 539	14-49	415 492	69-18	415 632	5-27
411 531	51A-22	411 549	49A-17b	415 493	69A-20	415 632	54-33
411 531	51A-44	411 586	49A-35	415 495	15-68	415 632	54A-33
411 531	78A-12	414 505	66-51	415 495	16-60	416 076	64-25
411 532	9-85	414 506	75-27	415 498	39-3	416 098	59-9a
411 532	34-37	414 506	76-56	415 498	54A-20	416 633	63A-64
411 532	34-41	414 506	76A-54	415 498	54A-27	416 785	17-15
411 532	40-25	414 515	4-30	415 498	54A-45	417 780	51A-6
411 532	42-48	414 515	63B-31	415 498	55A-61	417 780	51A-26
411 532	49A-19	414 535	75-27	415 505	19-26	418 345	49A-8
411 532	51A-5	414 694	58-23	415 505	63B-25	418 419	51A-10
411 532	51A-25	414 726	4-29	415 505	63C-4	418 419	51A-15
411 532	51A-28	414 729	87-14	415 507	69-20	418 420	51-16
411 532	51A-33	414 741	63C-13	415 509	63B-40	418 433	54A-50
411 532	51A-34	414 741	66-52	415 509	63C-23	418 650	67C-7
411 532	51A-36	414 748	63A-67	415 513	15-59	418 650	14-35a
411 532	51A-39	414 748	66-52	415 515	63C-21	418 654	14-35b
411 532	51A-40	414 748	76-85	415 516	89-3	419 624	16-73
411 532	51A-42	414 748	76A-55	415 517	63B-16	419 709	16-75
411 532	51A-45	414 761	3-8	415 518	51-8	419 928	57-6
411 532	52-21	414 761	3-12	415 518	57-53	419 954	43A-12
411 532	54-29	414 761	4-51	415 518	86-23	424 031	62-41
411 532	54A-23	414 761	20-31	415 519	63B-12	424 032	34-30
411 532	54A-29	414 761	20-32	415 519	63C-10	424 032	65-22
411 532	54A-44	414 761	58-22	415 519	68-11	424 032	66-49
411 532	58-21	414 763	2-71	415 520	69A-14	424 032	66-50
411 532	73A-8	414 781	77B-18	415 531	83-7	424 050	65C-3
411 532	77A-40	414 781	77C-25	415 531	85C-10	424 051	8-33
411 533	54A-18	414 788	70-3a	415 532	45-33	424 051	15-40
411 533	63B-19	414 794	54-42	415 533	63A-51	424 051	15-54
411 533	71A-2	414 794	54A-42	415 533	63A-53	424 051	15-55
411 533	71A-51	415 293	43A-46	415 533	63A-58	424 051	16-30
411 534	49A-27	415 293	54-30	415 535	48-37	424 051	16-31
411 534	79B-15	415 293	54A-30	415 535	71A-4	424 051	16-55
411 534	81-3	415 306	55A-10	415 535	86-22	424 051	17-13
411 535	16-49	415 311	51-18	415 536	71A-62	424 051	26-46
411 535	63B-20	415 312	26-54	415 537	48-36	424 051	26-47
411 535	63C-3	415 318	55-80	415 538	34-40	424 051	26-53

**PIPER AIRCRAFT
PA-46-310P/350P MALIBU
AIRPLANE PARTS CATALOG**

NUMERICAL INDEX

Part Number	Figure and Index No.	Part Number	Figure and Index No.	Part Number	Figure and Index No.	Part Number	Figure and Index No.
424 051	30-29	424 052	68-35	424 174	42-35	451 835	77C-18
424 051	30-30	424 052	68-42	424 174	42-52	451 841	63B-39
424 051	30-54	424 052	68-43	424 174	54-35	451 841	63C-28
424 051	35-28	424 052	68-46	424 174	54A-35	451 853	70-12
424 051	42-34	424 052	68-47	424 174	63A-38	451 881	45-34
424 051	42-35	424 052	68-48	424 174	66-50	451 881	46-28
424 051	42-36	424 052	71-51	424 175	65-22	451 881	86A-8
424 051	42-52	424 052	71-52	424 175	66-50	451 939	45-35
424 051	42-53	424 052	71-53	424 176	71-55	451 939	46-29
424 051	54-23	424 052	71-54	424 177	16-30	451 939	47-7
424 051	54-35	424 052	71-56	424 177	71A-11	451 939	86A-9
424 051	54-38	424 052	71-64	424 179	15-55	452 090	76B-18
424 051	54A-16	424 052	71A-8	424 179	61-14	452 331	69-17
424 051	54A-35	424 052	71A-9	424 179	61-16	452 334	25-8
424 051	54A-38	424 052	71A-10	424 180	35-28	452 334	25-15
424 051	57-15	424 052	71A-12	424 189	15-39	452 334	33-14
424 051	57-26	424 052	71A-13	424 192	54-38	452 335	33-29
424 051	57-50	424 052	72-8	424 192	54A-38	452 386	42-32
424 051	58-15	424 052	72-9	424 202	41-33	452 387	64-11
424 051	61-14	424 052	41-48a	424 203	14-41	452 387	64-37
424 051	61-15	424 053	14-41	424 203	42-36	452 412	63A-16a
424 051	61-16	424 053	43A-41	424 204	43A-44	452 450	26-17
424 051	63A-11	424 059	75-14	424 506	59-15	452 450	68-10
424 051	63A-14	424 060	60-26	424 507	59-14	452 450	68-14
424 051	63A-54	424 061	53-27	424 507	60-10	452 511	62-8
424 051	64-22	424 071	30-38	424 507	62-15	452 553	67-18
424 051	65-21	424 071	30-54	424 508	59-13	452 558	57-47
424 051	67-52	424 095	41-33	424 512	59-31	452 567	63-26
424 051	69-19	424 095	63A-38	424 517	62-14	452 567	67-30
424 051	69-21	424 095	63A-69	424 521	60-8	452 568	67-25
424 051	69-25	424 095	66-45	424 531	63-37	452 568	71-12
424 051	69-35	424 095	67-46	424 542	60-9	452 568	71A-40
424 051	69A-17	424 096	66-46	434 129	85C-11	452 590	25-16
424 051	71-55	424 096	66-48	434 134	54A-43	452 600	63-14
424 051	71A-11	424 139	42-34	434 135	87-16	452 606	54-26
424 051	71A-40	424 146	26-53	434 145	67-47	452 606	54A-21
424 051	71A-59	424 147	61-15	434 145	67A-18	452 606	54A-28
424 051	72-8a	424 147	72-8a	434 154	55-44	452 606	54A-47
424 051	43A-6	424 153	66-49	434 172	55-45	452 606	71A-59
424 052	16-59	424 164	69-21	451 734	26-48	452 645	63A-16
424 052	63-38	424 164	69-25	451 735	30-48	452 645	68-16
424 052	63A-42	424 171	42-53	451 739	26-49	452 655	63A-26
424 052	63A-43	424 173	66-50	451 747	30-47	452 656	63A-26
424 052	63A-46	424 174	15-54	451 786	32-10	452 679	41-34
424 052	63A-47	424 174	16-31	451 823	57-52	452 744	21-12
424 052	63A-48	424 174	16-55	451 834	76B-4	452 744	21-14

**PIPER AIRCRAFT
PA-46-310P/350P MALIBU
AIRPLANE PARTS CATALOG**

NUMERICAL INDEX

Part Number	Figure and Index No.	Part Number	Figure and Index No.	Part Number	Figure and Index No.	Part Number	Figure and Index No.
452 745	4-16	453 021	71-58	454 808	71-61	455 008	76A-78
452 745	4-18	453 021	71A-31	454 808	71A-30	455 035	79B-17
452 745	21-16	453 124	26-40	454 808	71A-32	455 124	26-39
452 745	24-28	453 124	30-26	454 815	49A-19	455 124	30-25
452 827	64-28	453 629	34-27	454 818	71-57	455 173	48-9
452 835	64-14	453 714	35-27	454 818	71A-30	455 173	50-14
452 837	26-24	453 732	49-67	454 820	30-45	455 211	77-2
452 838	2-17	453 742	77-21	454 832	43A-9	455 211	77A-26
452 846	35-33	453 838	76B-14	454 832	75-35	455 274	45-32
452 846	64-30	453 854	77A-58	454 862	54A-24	455 359	54A-3
452 847	62-7	453 859	76B-15	454 868	54A-25	455 361	54A-2
452 849	23-16	454 053	26-41	454 887	54-44	455 732	55-85
452 849	23-18	454 053	30-27	454 887	54A-15	455 732	55A-76
452 849	23-20	454 173	8-4a	454 887	63A-51	455 733	43-7
452 850	59-10	454 225	66A-30	454 887	63A-54	455 735	43-7a
452 852	63-20	454 259	69A-12	454 887	63A-63	456 615	74-20
452 853	25-52	454 638	80-20	454 887	69A-16	456 682	4-53
452 853	29-12	454 641	80-20	454 901	15-50	456 682	90-21
452 854	68-3	454 732	80-20	454 901	16-27	456 703	66-30
452 857	26-27	454 732	80A-15	454 916	49-55	456 703	77-8
452 857	26-3	454 732	80B-12	454 928	63A-53	456 703	77-11
452 857	30-11	454 732	86A-2	454 929	49A-27	456 703	77-39
452 857	63A-29	454 733	80A-15	454 929	49A-35	456 703	77B-10
452 857	63A-34	454 734	80A-15	454 929	54-29	456 703	77B-23
452 857	68-29	454 734	80-20	454 929	54A-18	456 703	77B-26
452 857	68-34	454 736	80-20	454 929	54A-26	456 703	77B-37
452 858	59-11	454 736	80A-15	454 929	54A-29	456 703	77C-28
452 860	63A-31	454 736	80B-12	454 929	63A-58	456 703	77C-44
452 860	68-6	454 736	86A-3	454 929	63B-4	456 703	78-3
452 860	68-23	454 738	80-20	454 929	63C-15	456 703	78-12
452 860	68-26	454 738	80-20	454 929	63C-19	456 703	78-17
452 860	68-31	454 738	80A-15	454 929	71A-63	456 703	78-19
452 863	5-19	454 738	80B-12	454 931	30-40	456 703	82-3
452 868	25-30	454 738	86-15	454 933	70-19	456 871	77-38
452 870	64-16	454 738	86A-1	454 934	48-36	456 872	87-17
452 873	68-26	454 739	80-20	454 983	34-31	458 843	49A-22
452 874	62-37	454 739	80A-15	454 993	49-17	458 847	49A-31
452 875	85C-5	454 758	80-20	454 993	49A-46	458 849	49A-21
452 880	64-12	454 758	79B-2	454 997	55-86	458 849	49A-22
453 017	69-1	454 763	80-20	454 997	55A-31	458 849	49A-24
453 017	69A-1	454 764	80-20	455 004	54A-52	458 849	55-68
453 017	75-1a	454 788	80-20	455 005	54A-23	458 849	74-30
453 018	69-1	454 789	80-20	455 005	54A-44	458 864	49-53
453 018	69A-1	454 797	49A-19	455 006	51-25	458 875	49A-49
453 018	75-1a	454 806	34-31	455 006	76A-77	458 893	30-52
453 019	75-7	454 806	86A-19	455 007	49A-50	458 893	55A-58

**PIPER AIRCRAFT
PA-46-310P/350P MALIBU
AIRPLANE PARTS CATALOG**

NUMERICAL INDEX

Part Number	Figure and Index No.	Part Number	Figure and Index No.	Part Number	Figure and Index No.	Part Number	Figure and Index No.
458 894	48-5	461 659	77A-35	472 028	79A-52	477 311	86A-13
458 899	34-33	461 660	77A-34	472 028	79A-66	477 617	34-29
458 899	66-37	461 674	77-50	472 028	79B-7	477 617	35-46
458 900	65C-12	461 681	77A-22	472 028	79B-10	477 617	65-16
458 900	66-34	461 683	77-28	472 029	77-29	477 617	66-37
458 900	66A-3	461 935	42-65	472 034	77-29	477 618	8-4a
458 900	66A-7	462 003	49-58	472 034	77A-44	477 618	34-26
458 900	66A-15	462 024	26-42	472 200	79-28	477 618	45-32
458 905	55A-72	462 024	30-22	472 200	79A-39	477 618	50-10
458 909	34-32	463 236	49-4	472 200	79B-5	477 618	65-14
458 914	74-31	463 263	49A-4	472 203	18-3	477 618	65C-12
458 914	55A-62	463 390	50-13	472 600	77A-33	477 618	66-35
458 934	55-67	463 416	52-7	472 604	79A-41	477 618	66A-3
458 934	65-15	463 428	12-43c	472 709	84-4	477 618	66A-4
458 934	65C-9	463 630	79A-8	472 710	84-4	477 618	66A-7
458 935	67C-29	463 630	79A-28	472 769	83-1	477 618	66A-15
458 938	49-62	463 630	79A-29	472 912	87-	477 618	70-13
458 938	50-11	463 630	79B-4	472 986	77C-2	477 620	45-32
458 948	48-2	463 631	79A-28	474 128	45-5	477 620	74-32
459 466	75-1	463 634	79B-4	474 128	76-20	477 620	76-90
459 467	75-1	464 362	87-	474 128	76A-20	477 620	76A-73
459 849	36-15	464 447	87-	474 142	76-23	477 621	74-31
459 887	36-15	464 448	87-	474 142	76A-22	477 621	55A-57
459 966	14-37	465 258	77A-31	474 144	76B-2	477 621	55A-62
460 105	89-1	467 045	51A-47	474 642	87-21	477 621	55A-72
460 585	47-5	467 479	48-45	475 116	49A-13	477 623	65-37
460 664	77-40a	467 479	70-14	475 117	49A-11	477 623	66A-25
460 686	26-23	467 479	70-16	475 315	63B-17	477 628	49A-31
460 807	45-25	467 496	2-49	475 315	63C-11	477 629	49-47
460 807	46-21	467 509	76-80	475 315	77C-15	477 629	49-62
460 807	47-25	467 509	76A-47	476 647	34-4	477 629	50-11
460 807	76-71	468 002	87-19	476 647	48-4	477 629	65-15
460 807	76-86	468 006	87-18	476 648	50-7	477 629	65C-9
460 807	76A-69	469 600	87-17a	476 662	74-17	477 631	43A-8
460 888	45-7	469 617	87-17a	476 673	77-47	477 631	49-53
460 888	46-7	470 329	77A-54	476 673	77A-5	477 664	49A-16
460 986	38-3	470 524	49-6	476 673	77A-32	477 691	49A-21
460 986	38-32	470 562	49-6	476 673	78A-3	477 691	49A-22
461 629	77-27	471 008	44-16	476 673	78-8	477 691	49A-24
461 629	77-30	471 025	76A-1	476 673	82-6	477 691	55A-74
461 629	77B-30	471 084	42-43	476 675	77-46	477 691	74-30
461 657	77-10	471 084	69A-15	476 675	77C-33	477 696	19-12
461 657	77B-25	471 084	69-27	476 675	82-7	477 703	74-29
461 657	77B-36	472 017	52-5	476 676	77A-33	477 708	42-30
461 657	78-2	472 028	79-52	476 686	49A-30	477 708	43-36
461 657	78-11	472 028	79-66	476 686	49A-49	477 725	44A-16

**PIPER AIRCRAFT
PA-46-310P/350P MALIBU
AIRPLANE PARTS CATALOG**

NUMERICAL INDEX

Part Number	Figure and Index No.	Part Number	Figure and Index No.	Part Number	Figure and Index No.	Part Number	Figure and Index No.
477 746	66-59	481 643	85C-4	484 788	65A-5	484 950	70-14
477 852	70-14	481 651	59-7	484 788	65B-8	484 950	74-18
477 887	49A-62	481 652	59-6	484 788	68-51	484 950	74-45
477 918	39-11	481 652	60-3	484 790	26-10	484 950	65C-16
477 921	43-35	481 652	62-4	484 790	30-9	484 953	56-6a
479 406	76B-16	481 652	63-3	484 792	26-4	485 003	15-57
479 407	76B-17	481 660	45-2	484 792	30-12g	485 004	29A-3
479 448	37-8	481 778	45-1	484 799	26-11	485 044	26-14
479 448	37-16	481 778	76-6	484 799	30-15	485 045	26-45
479 448	37-24	481 778	76A-6	484 818	15-67	485 045	30-16
479 448	37-32	481 811	76A-6	484 828	26-28	485 048	4-35b
480 415	64-19	481 854	56-2	484 828	30-20	485 049	26-29
480 504	9-60	481 861	45-1	484 842	55-65	485 049	30-17
480 575	42-9	481 875	55A-70	484 842	55-81	485 052	64-13
480 584	16-54	484 284	65-41	484 842	55-85	485 053	64-15
480 690	15-52	484 288	55-74	484 842	55A-53	485 083	64-17
480 700	26-18	484 288	55A-65	484 846	49A-21	485 099	65-38
480 700	30-53	484 293	8-80a	484 846	49A-22	485 099	67-26
480 706	73-8	484 293	8-82a	484 846	49A-24	485 099	67A-4
480 706	73A-14	484 293	52-11	484 846	55-72	485 099	67A-10
480 731	49-14	484 293	52-13	484 846	55-82	485 196	74-6
480 777	42-37	484 293	52-17	484 846	55A-55	485 204	73-11
480 777	57-10	484 322	8-68	484 846	55A-62	485 204	73A-2
480 785	57-11	484 342	36-19	484 846	55A-69	486 111	87-22
480 789	42-38	484 350	67-3	484 846	55A-72	486 242	71A-14
480 800	35-29	484 350	67-33	484 846	56-11	486 287	51A-19
480 801	42-40	484 351	34-34	484 848	67A-3a	486 304	63A-6
480 826	8-47	484 351	48-40	484 864	25A-1	486 395	75-34
480 859	8-48	484 351	66-38	484 864	33-34	486 662	49-6
480 866	8-46	484 482	7-38	484 864	65A-2	486 663	79-46
480 878	42-39	484 482	7-42	484 864	68-52	486 663	79A-47
481 228	84-13	484 482	36-23	484 876	35-7	486 663	79B-15
481 374	79-25	484 482	36-24	484 898	67A-16b	486 872	79B-4
481 374	79-26	484 525	77A-39	484 934	65A-10	486 896	86A-13
481 374	79A-42	484 525	78-16	484 950	25A-2	487 041	52-8
481 374	79A-43	484 656	63B-6	484 950	29B-9	487 291	65C-3
481 374	79A-69	484 656	63C-17	484 950	29B-10	487 684	52-9
481 374	79B-3	484 675	65B-4	484 950	33A-2	487 722	63B-3
481 386	77A-42	484 684	26-12	484 950	65-18	487 722	63B-11
481 387	77-22	484 684	30-19	484 950	65C-2	487 768	81-3
481 392	77A-42	484 685	26-13	484 950	65C-16	487 904	79-32
481 626	63-2	484 685	30-18	484 950	65C-17	487 904	79A-46
481 628	60-4	484 700	34-7	484 950	65D-22	487 904	79B-6
481 628	62-5	484 708	34-8	484 950	65D-24	487 904	79B-8
481 628	63-4	484 710	15-28	484 950	66-41	487 925	63B-39
481 640	57-25	484 788	35-4	484 950	67-36	487 925	63C-28

**PIPER AIRCRAFT
PA-46-310P/350P MALIBU
AIRPLANE PARTS CATALOG**

NUMERICAL INDEX

Part Number	Figure and Index No.	Part Number	Figure and Index No.	Part Number	Figure and Index No.	Part Number	Figure and Index No.
487 936	66A-32	491 051	67-37	492 356	71A-19	520 005	43A-39
487 936	79B-13	491 051	67B-4	492 357	49-18	520 057	7-47a
488 136	70-3	491 052	74-33	492 360	55-55	544 619	49-67
488 152	36-13	491 052	75-24	492 361	56-6	548 190	44-5
488 308	74-15	491 053	55-71	492 362	49-58	548 331	44-4
488 310	48-38	491 053	55-82	492 364	76-21	548 407	44-4
488 310	86A-12	491 053	55A-69	492 369	37A-11	548 517	44-5
488 315	48-39	491 053	56-10	492 369	37A-12	548 517	44A-5
488 320	66-42	491 053	74-46	492 369	37A-13	548 677	44-24
488 320	66A-10	491 055	55-69	492 369	37A-14	548 717	44-19
488 321	66-55	491 059	35-45	492 401	30-26	548 729	77-20
488 327	54-34	491 059	65-16	492 687	77C-38	548 729	77A-40
488 327	54A-34	491 060	8-4a	494 003	16-73	548 735	44-8
488 327	63A-36	491 060	50-10	494 008	16-75	548 745	77B-16
488 327	65-11	491 060	55-85	494 033	8-34	548 809	44-18
488 327	65-24	491 060	65-14	494 033	69A-14	548 811	44-16
488 327	67-23	491 060	66-32	494 037	17-15	548 811	44A-16
488 327	67-31	491 060	66A-4	494 040	42-33	548 853	77-43
488 532	55-66	491 061	65-37	494 060	36-25	548 853	77A-43
488 532	55A-54	491 062	74-32	494 066	82-8	548 868	44A-1a
488 696	54A-17	491 063	49-47	494 066	82-10	548 878	44-14
488 702	55-12a	491 063	50-11	494 101	20-31	548 884	77A-53
488 722	63B-6	491 068	55A-74	494-107	49A-58	548 885	77A-52
488 722	63B-7	491 102	55-70	494 192	67-47	550 544	44A-1a
488 722	63C-17	491 146	70-14	494 192	67A-18	550 684	44-7
488 722	54A-46	491 147	48-43	494 192	67C-24	551 018	49-2
488 751	77A-6	491 152	74-16	494 226	35-28	551 018	53-1
488 752	63B-5	491 153	74-14	494 226	66-50	551 031	49A-2
488 752	63C-18	491 158	76-88	494 285	42-50	551 434	41-36
488 752	89-7	491 158	76A-48	494 411	44-25	551 435	41-36
489 363	37-5	491 159	76-87	494 411	79B-17	551 438	41-36
489 363	37-13	491 159	76A-40	506 549	16-35	551 441	41-36
489 363	37-20	491 172	74-46	506-549	52-17	551 595	41-36
489 363	37-29	491 180	55A-56	506 642	14-13	551 598	41-36
489 463	77-40	491 813	70-4	506 642	18-8	551 658	30-38
489 600	14-47	491 813	77A-16	506 642	18-9	551 725	30-50
489 601	14-48	491 814	70-1	507 569	65-37	551 725	30-52
489 873	63-47	491 815	70-2	508 008	52-16	551 725	32-1
489 910	14-40	491 816	71-4	514 701	79B-14	551 770	30-39
489 910	59-25	491 816	71A-22	514 748	63A-62	551 770	30-51
489 910	60-17	491 951	67A-17	514 758	79B-9	551 770	31-1
489 910	62-24	491 978	34-1	515 712	87-22	551 772	26-50
491 049	86A-11	492 108	55-4	515 716	63B-25	551 772	28-1
491 050	55-81	492 241	48-7	515 716	80A-25	551 792	26-50
491 050	66-33	492 241	50-4	515 717	55-51	551 792	27-1
491 051	66-58	492 356	71-3	517 262	54A-26	552 100	37A-11

**PIPER AIRCRAFT
PA-46-310P/350P MALIBU
AIRPLANE PARTS CATALOG**

NUMERICAL INDEX

Part Number	Figure and Index No.	Part Number	Figure and Index No.	Part Number	Figure and Index No.	Part Number	Figure and Index No.
552 100	37A-12	554 649	75-4	554 945	75-34	557 386	76-89
552 582	65-19	554 659	45-38	554 953	77C-38a	557 386	76A-49
552 592	33-10	554 659	46-27	554 955	77A-50	557 390	49A-5
552 594	65-31	554 659	55-79	554 962	70-20	557 390	74-39
552 598	65-39	554 659	55A-68	554 962	89-2	557 443	74-24
552 598	67-26	554 659	86A-17	554 979	14-39	557 555	76A-72
552 609	33-10	554 659	76A-68	554 979	59-26	557 616	78-4
552 614	79B-9	554 680	14-38	554 979	60-18	557 616	78A-2
553 172	25-17	554 701	49-49	554 979	62-25	558 768	56-12
553 182	54A-46	554 757	54-37	554 979	63-48	558 814	45-24
553 382	59-22	554 757	54A-37	556 021	8-46	558 814	76-81
553 425	49A-9	554 757	55-61	556 021	8-47	558 815	45-23
553 429	85A-11	554 757	55A-50	556 021	8-48	558 840	45-32
553 493	22-26	554 757	63A-70	556 022	4-44	558 840	76-90
553 493	24-45	554 757	66-43	556 022	4-47	558 840	76A-73
553 523	80-18	554 762	49-50	556 022	4-49	558 850	34-25
553 523	80A-14	554 776	55A-61	556 022	9-60	558 910	50-16
553 523	80B-14	554 776	69A-13	556 022	9-61	558 913	47-6
553 542	2-57	554 797	25-54	556 122	4-45	558 921	74-29
553 572	59-37	554 797	49A-19	556 122	4-46	558 923	76-82
553 577	15-41	554 797	55-77	556 392	48-48	558 963	49A-19
553 578	55-76	554 797	55A-67	556 416	77A-60	559 013	25B-4
553 578	55A-66	554 839	45-2c	556 635	37-9	559 013	29B-10
553 579	8-32	554 861	45-36	556 635	37-17	559 013	33A-3
553 586	15-51	554 861	46-30	556 635	37-25	559 013	65-17
553 717	49-46	554 861	49-48	556 635	37-33	559 013	65-33
553 778	59-35	554 861	49A-28	556 642	77-53	559 013	65C-2
554 422	42-46	554 861	49A-34	556 753	87-12	559 013	65C-15
554 471	34-24	554 861	70-15	556 795	87-12	559 013	65C-17
554 552	76A-81	554 861	86A-15	557 113	48-47	559 013	65D-23
554 575	49A-25	554 867	49A-48	557 113	70-16	559 013	66-39
554 575	49A-28	554 867	54A-26	557 114	48-41	559 013	67-34
554 575	49A-34	554 867	71-39	557 120	44-20	559 013	67C-30
554 575	50-17	554 867	71-62	557 120	70-18	559 015	29B-9
554 582	55A-10	554 867	71A-51	557 122	77-42	559 015	66-40
554 619	54A-51	554 888	45-37	557 122	78-22	559 015	67-35
554 575	86A-18	554 888	46-31	557 122	78-23	559 018	48-44
554 576	71A-17	554 888	47-8	557 122	77A-15	559 019	35-47
554 621	30-43	554 888	86A-16	557 131	48-42	559 019	65-34
554 633	77A-40	554 888	48-35	557 131	8-88	559 030	44-31
554 637	85-8	554 916	63A-50	557 131	8A-84	559 030	79B-17
554 637	85A-7	554 916	68-50	557 327	74-25	559 031	81-6
554 639	49A-19	554 925	63A-41	557 336	4-48	559 034	66-36
554 647	49A-49	554 925	68-41	557 370	81-2	559 046	74-36
554 649	69-4	554 926	74-38	557 386	8-89	559 051	74-35
554 649	69A-2a	554 945	69A-4	557 386	8A-85	559 081	49A-47

**PIPER AIRCRAFT
PA-46-310P/350P MALIBU
AIRPLANE PARTS CATALOG**

NUMERICAL INDEX

Part Number	Figure and Index No.	Part Number	Figure and Index No.	Part Number	Figure and Index No.	Part Number	Figure and Index No.
560 774	45-24	566 341	71A-55	580 875	74-31	584 321	77C-46
560 774	46-20	571 140	66-26	581 312	55-75	584 324	45-4
560 774	47-24	571 140	66A-26	581 312	76-15	584 324	76A-21
560 775	45-23	571 162	79A-71	581 928	14-73	584 341	74-27
560 775	46-19	571 162	87-	582 587	51A-14	584 342	74-28
560 775	47-23	571 192	79A-44	582 587	51A-19	584 369	63C-2
560 835	45-30	571 200	77-78	582 587	51A-37	584 369	63B-21
560 835	46-26	571 229	79A-44	582 587	51A-43	584 369	77C-11
560 835	86A-7	571 236	77C-37	583 531	79-76	584 385	25B-3
560 987	76-83	572 544	77-6	583 531	79A-68	584 385	65C-13
561 020	49-15	572 592	84-1	583 531	79B-15	584 402	37-5
561 020	49A-18	572 593	84-1	584 016	77-23	584 715	38-42
561 020	49A-36	572 599	77A-23	584 016	77B-9	584 716	38-42
561 027	79-29	572 606	79-53	584 016	78-5	584 717	38-42
561 027	79A-40	572 606	79A-53	584 016	78-15	584 719	36-27
561 027	79B-5	572 606	79A-53	584 016	78-18	584 719	38-42
561 028	55-2	572 607	79-48	584 019	52-17	585 043	16-49
561 028	55A-2	572 607	79A-48	584 107	77-55	585 162	40-27
561 028	56-13	572 607	79B-12	584 107	77A-4	585 183	59-28
561 046	56-21	572 610	77B-41	584 107	77A-10	585 184	63-42
564 003	79B-2	572 611	77B-1	584 107	78A-6	585 184	59-28
564 006	79B-2	572 612	77B-3	584 107	79-9	585 185	63-44
564 007	79B-2	572 649	78-24	584 127	26-44	585 186	60-22
564 880	41-34	572 661	36-4	584 127	30-21	585 186	62-26
565 376	77C-6	572 662	77C-50	584 207	77B-12	585 187	60-24
565 598	43A-1	579 161	8-4a	584 207	77C-9	585 187	62-28
565 735	40-25a	579 161	65-25	584 272	65-16	585 208	79-23
565 852	77-24	579 161	65C-12	584 276	55-73	585 220	25-53
565 852	77A-11	579 161	66-53	584 276	55A-63	585 225	61-4
565 873	77B-24	579 161	66A-7	584 278	77B-27	585 231	18-6
565 995	71-22	579 161	66A-15	584 278	77C-34	587 161	65-20
566 006	71-27	579 161	71-49	584 281	77B-11	587 171	63B-4
566 006	71A-21	579 165	65-3	584 286	46-4	587 171	63C-19
566 007	71-28	579 388	30-12d	584 286	76-22	587 188	75-20
566 007	71A-53	579 388	35-48	584 296	74-26	587 299	42-27
566 054	71-46	579 388	49A-31	584 305	77A-36	587 307	49A-12
566 088	37-39	579 388	65-35	584 311	77-37	587 320	7-38
566 099	74-40	579 388	67-3	584 315	63B-14	587 320	7-42
566 100	74-40	579 388	26-55	584 315	63C-9	587 320	36-23
566 193	74-40	580 872	45-26	584 315	77A-23	587 320	36-24
566 201	74-40	580 872	46-22	584 315	77C-14	587 403	8-31
566 279	74-6	580 872	47-26	584 315	77C-28	587 404	42-62
566 282	74-6	580 872	76-71	584 315	78A-8	587 404	43A-45
566 337	74-6	580 872	76-91	584 318	45-4	587 502	36-25
566 339	71A-47	580 872	76-92	584 319	45-4	587 589	36-24
566 340	71A-50	580 874	74-32	584 321	77B-42	587 603	10-22

**PIPER AIRCRAFT
PA-46-310P/350P MALIBU
AIRPLANE PARTS CATALOG**

NUMERICAL INDEX

Part Number	Figure and Index No.	Part Number	Figure and Index No.	Part Number	Figure and Index No.	Part Number	Figure and Index No.
587 666	52-9a	598 184	87-4	653 249	66-2	654 144	71A-55
587 676	52-9a	598 395	7-47a	653 333	71-43	654 145	30-42
587 699	74-48	598 539	87-2	653 334	71-44	654 159	49A-54
587 724	49A-3	598 542	44-22	653 335	54-2	654 168	49A-19
587 842	76A-15	598 599	44A-27	653 336	54-3	654 168	49-54
587 857	77-5	598 698	44A-4	653 337	54-1	654 168	49A-51
588 206	77-19	598 881	44A-14	653 337	54A-1	654 168	49A-52
588 206	77A-39	598 930	89-1	653 339	55-9	654 169	71-48
588 257	77-33	599 145	77A-3	653 339	55A-8	654 173	37-46
588 257	77A-14	599 147	77A-40	653 343	71-45	654 173	69-26
588 428	45-31	599 148	77A-54	653 349	66-4	654 174	49-51
588 439	63B-24	599 160	77C-19	653 350	66-3	654 177	83-8
588 439	63C-5	599 161	78A-4	653 351	69-34	654 188	63B-15
588 439	77C-53	599 161	77C-19	653 352	69-33	654 188	63C-14
588 494	45-29	599 176	44A-2	653 398	74-13	654 188	77C-16
588 494	46-25	599 179	77C-29	653 432	36-14	654 197	49A-8
588 494	47-29	599 179	77C-41	653 433	36-14	654 485	43A-6
588 528	34-28	599 180	55-2	653 437	63A-65	654 508	79B-9
588 560	50-15	599 180	55A-2	653 438	63A-72	654 556	4-34
588 560	49A-49	599 180	56-21	653 464	79B-9a	656 039	36-37
588 790	46-24	599 185	44A-15	653 467	54-46	656 105	90-26
588 790	47-28	599 186	77A-42a	653 468	76A-79	657 003	77A-60
588 803	65-32	599-207	78A-10	653 592	79B-4	657 003	78A-9
588 804	48-10	599 208	78A-11	653 606	71A-38	680 145	81-12
588 817	74-23	599 211	Misc	653 607	71A-6	656 246	37-37
588 818	74-22	599 220	37A-12	653 608	71A-7	680 557	4-32
588 822	49-45	599 220	37A-14	653 619	63A-65	680 634	4-49
588 862	25A-4	599 249	74-39	653 621	42-67	680 637	4-44
588 862	65C-16	599 450	44A-5	653 631	79B-9	680 660	2-73
592 611	55-3	599 500	37A-4b	653 634	54-4	680 667	4-46
592 611	55A-3	599 501	37A-1b	653 634	54A-4	680 669	4-48
592 620	74-41	599 502	37A-5b	654 088	54A-23	680 674	4-45
592 628	55A-45	599 503	37A-2b	654 102	14-6a	680 677	4-47
592 630	71A-26	599 506	37A-3a	654 142	71-42	680 677	9-61
592 630	71A-34	599 507	37A-7a	654 142	71A-46	680 709	14-14
592 631	71A-56	599 509	37A-9b	654 143	71-41	683 512	78A-12
592 683	42-71	599 515	88-10	654 143	71A-21	686 022	59-28
594 092	29-4	599 593	45-37a	654 143	71A-24	686 023	63-43
596 664	87-1	650 210	49A-1	654 143	71A-28	686 024	60-23
597 212	87-3	651 673	88-9	654 144	67A-15	686 024	62-27
597 257	88-3	652 011	25-52	654 144	69-36	686 046	81-4
597 257	88-4	652 012	25-30	654 144	69A-6	686 047	71-47
597 461	88-1	652 409	80A-15	654 144	71-40	686 207	42-69
597 542	77A-48	652 409	80B-12	654 144	71A-47	686 208	42-70
597 668	64-45	653 137	77C-13	654 144	71A-50	686 209	4-13
597 893	87-5	653 248	66-1	654 144	71A-53	686 210	4-13

**PIPER AIRCRAFT
PA-46-310P/350P MALIBU
AIRPLANE PARTS CATALOG**

NUMERICAL INDEX

Part Number	Figure and Index No.	Part Number	Figure and Index No.	Part Number	Figure and Index No.	Part Number	Figure and Index No.
686 211	4-12	688 368	74-12	690 612	49A-20	751 202	84-6
686 212	4-12	688 373	77A-38	690 612	63A-52	751 286	79-47
686 804	74-47	688 374	37A-11	690 612	63A-54	751 286	79A-67
686 813	77A-49	688 374	37A-12	690 612	63A-64	751 286	79B-15
686 813	77C-42	689 300	36-14	690 612	63A-68	751 445	34-11
686 814	77C-43	689 301	36-14	690 612	63A-69	751 489	31-7
687 206	15-66	689 302	36-14	690 612	69A-16	751 494	31-3
687 211	79A-30	689 303	36-14	690 612	69A-17	751 494	31-6
687 211	79B-12	689 304	36-14	690 612	81-3	751 772	31-9
687 214	61-20	689 305	36-14	690 613	63A-11	751 810	31-12
687 248	49A-3	689 306	36-14	690 613	63A-13	751 815	46-5
687 546	85A-14	689 307	36-14	690 613	63A-45	751 821	56-25
687 579	7-40	689 310	36-14	690 614	72-8a	751 859	46-3
687 579	7-44	689 311	36-14	690 616	50-12	751 898	56-27
687 580	7-39	689 312	36-14	690 616	70-3	752 511	53-6
687 580	7-43	689 313	36-14	690 616	70-4	752 513	53-26
687 588	36-23	689 314	36-14	690 616	70-20	752 517	56-22
687 669	87-	689 315	36-14	690 620	49A-60	752 534	53-34
687 670	42-8	689 316	36-14	690 620	63A-13	752 544	53-12
687 702	74-39	689 317	36-14	690 620	75-33	752 571	28-10
688 161	55-54	689 701	14-3	690 626	49A-61	752 595	67A-16a
688 161	55A-44	689 912	63A-66	690 626	50-10	752 629	65A-3
688 252	79-1	689 959	43A-43	690 628	63A-68	752 629	65A-4
688 260	65-13	689 976	49A-13	690 628	85A-11a	752 631	25A-2
688 265	79-2	690 040	85D-1	690 629	49A-59	752 631	65A-8
688 265	79-3	690 609	14-53	690 629	49A-60	752 632	25A-3
688 266	79-45	690 609	49A-19	690 629	49A-62	752 632	29A-1
688 267	79-72	690 609	49A-27	690 629	63A-13	752 633	29A-2
688 289	64-39	690 609	49A-35	690 630	49A-10	752 634	25A-6
688 290	64-40	690 609	51A-49	690 630	49A-15	752 634	29A-6
688 294	76A-3	690 609	63A-38	690 630	49A-61	752 635	35-5
688 296	79A-1	690 609	63A-39	690 630	50-11	752 636	67A-7
688 296	79B-4	690 609	63A-56	690 631	49A-58	752 636	67A-11
688 296	79B-11	690 609	63A-68	690 640	57-53	752 641	56-6b
688 296	79B-14	690 611	49A-56	690 640	70-3a	752 735	34-6
688 296	79B-16	690 611	63A-7	690 642	14-48	752 830	31-10
688 297	79A-36	690 611	63A-10	690 644	14-47	752 965	32-16
688 297	79B-14	690 611	63A-11	690 671	57-51	752 966	32-15
688 298	79A-2	690 611	63A-14	690 671	57-53	753 110	34-2
688 298	79B-11	690 611	63A-35	691 220	50-9	753 407	32-11
688 298	79B-14	690 611	63A-43	691 304	33-7	753 430	32-14
688 298	79B-16	690 611	63A-44	691 335	71A-59	753 461	53-3
688 302	79A-3	690 611	63A-46	692 306	77C-55	753 463	53-15
688 345	63B-37	690 611	63A-47	694 300	43-39	753 478	84-5
688 345	63C-32	690 611	63A-48	694 302	43-39	753 910	46-2
688 367	74-44	690 612	9-85	751 201	84-6	754 614	31-4

**PIPER AIRCRAFT
PA-46-310P/350P MALIBU
AIRPLANE PARTS CATALOG**

NUMERICAL INDEX

Part Number	Figure and Index No.	Part Number	Figure and Index No.	Part Number	Figure and Index No.	Part Number	Figure and Index No.
754 664	76-1	755 935	53-30	758 453	88-5	762 057	85A-4
754 665	76-1	755 968	53-14	758 539	32-13	762 094	67A-9
754 666	76-2	755 972	53-21	758 560	76A-56	762 109	Misc
754 667	76-2	755 993	53-18	758 591	53-13	762 124	84-2
754 670	76-4	755 994	53-28	758 598	85-2	762 333	34-10
754 682	67C-19	755 995	53-24	758 598	85A-2	762 357	88-6
754 804	27-8	755 999	31-8	758 609	81-1	762 375	85-11
754 826	53-19	756 007	27-7	758 616	85-6	762 426	84-12
754 856	28-6	756 008	27-9	758 618	85-1	762 429	85-9
754 884	65-2	756 119	34-5	758 618	85A-1	762 560	28-5
754 889	65A-9	756 241	53-7	758 638	76-2	762 561	28-7
754 890	65B-3	756 607	53-22	758 638	76A-2	762 618	85-10
754 892	67C-22	756 667	27-2	758 639	76-2	762 618	85A-8
754 893	33A-14	756 668	27-5	758 639	76A-2	762 644	65B-2
754 894	66B-1	756 669	51-18	758 640	76A-3	762 645	65B-9
754 898	75-1c	756 685	28-9	758 641	76-1	762 646	35-3
754 899	75-1c	756 686	28-2	758 641	76A-1	762 647	35-8
755 048	27-4	756 892	Misc	758 642	76-1	762 648	67A-14
755 075	84-7	757 208	32-5	758 642	76A-1	762 651	35-22
755 076	84-8	757 238	34-12	758 647	56-26	762 652	35-23
755 096	84-11	757 249	53-17	758 648	49-3a	762 657	67C-10
755 121	67C-13	757 255	56-23	758 652	67A-16	762 659	29B-11
755 123	29B-12	757 302	53-25	758 653	63A-11	762 660	25A-12
755 124	25B-21	757 483	32-3	758 654	63A-14	762 661	65D-4
755 127	70-1	757 484	32-7	758 659	35-21	762 662	65D-15
755 127	70-2	757 485	32-4	758 672	67C-9	762 663	33A-10
755 274	53-2	757 556	53-23	758 673	67C-2	762 664	66B-12
755 336	85-7	757 557	53-29	758 674	65D-14	762 665	65D-18
755 361	29B-1	757 558	53-32	758 675	66B-21	762 666	33A-15
755 362	33A-1	757 559	53-33	758 689	76-1	762 667	67C-21
755 363	25B-1	757 742	53-11	758 689	76A-1	762 668	65D-8
755 364	56-28	757 828	53-31	758 733	27-10	762 670	75-1d
755 368	56-16	757 831	27-3	761 197	32-6	762 671	75-1d
755 370	85A-6	757 831	27-6	761 197	32-9	762 678	53-8
755 632	56-20	757 879	34-3	761 208	84-9	763 019	88-4
755 633	56-17	757 899	45-8	761 253	84-3	763 045	79-47
755 638	65B-5	757 899	46-8	761 255	84-10	763 045	79A-67
755 644	33A-4	758 093	32-2	761 309	66B-15	763 052	67A-16
755 645	56-29	758 111	53-4	761 309	67C-1	763 056	67C-8
755 647	85A-9	758 204	53-20	761 809	67C-1	763 057	65D-21
755 800	53-9	758 280	53-35	761 810	67C-26	763 057	66B-19
755 886	32-8	758 282	53-36	761 811	67C-16	763 060	Mics
755 908	34-9	758 391	28-4	761 812	67C-36	763 215	28-3
755 929	31-11	758 393	28-8	761 813	67C-16	763 462	29B-14
755 930	31-13	758 397	26-51	761 815	75-1b	763 502	29B-13
755 934	53-16	758 452	88-2	762 057	85-4	763 542	56-15

**PIPER AIRCRAFT
PA-46-310P/350P MALIBU
AIRPLANE PARTS CATALOG**

NUMERICAL INDEX

Part Number	Figure and Index No.	Part Number	Figure and Index No.	Part Number	Figure and Index No.	Part Number	Figure and Index No.
763 576	65A-6	764 703	79A-56	765 129	Misc	765 473	65D-16
763 577	65B-7	764 704	79-57	765 130	Misc	765 474	67C-15
763 578	67A-1	764 704	79A-57	765 133	Misc	765 475	67C-20
763 579	67A-3	764 705	79-58	765 134	Misc	765 475	67C-28
763 580	67A-15	764 705	79A-58	765 138	Misc	765 476	25B-7
763 587	67A-1	764 706	79-59	765 159	Misc	765 476	29B-4
763 588	35-10	764 706	79A-59	765 198	Misc	765 477	25B-5
763 589	35-11	764 707	79-60	765 203	67C-23	765 477	29B-3
763 590	35-18	764 707	79A-60	765 204	65D-1	765 486	85A-3
763 598	67C-3	764 708	79-61	765 206	66B-5	765 487	85A-10
763 601	29B-5	764 708	79A-61	765 207	66B-4	765 488	85A-11
763 605	25B-6	764 709	79-62	765 208	66B-3	765 489	32-9
763 606	25A-20	764 709	79A-62	765 210	75-1e	765 552	67C-18
763 607	25A-22	764 710	79-63	765 301	Misc	766 211	Misc
763 608	65D-7	764 710	79A-63	765 314	Misc	766 215	Misc
763 609	65D-17	764 711	79-64	765 318	49-6	766 222	Misc
763 610	65D-10	764 711	79A-64	765 324	Misc	766 242	Misc
763 611	33A-9	764 712	79-65	765 325	Misc	766 245	Misc
763 612	66B-16	764 712	79A-65	765 326	Misc	766 247	Misc
763 751	31-2	764 715	56-16	765 327	Misc	766 248	Misc
763 752	31-5	764 764	79A-63	765 328	Misc	766 249	Misc
763 788	56-18	764 767	71-48	765 329	Misc	766 267	Misc
763 789	56-19	764 768	79A-65	765 330	Misc	766 268	Misc
764 510	56-14	764 773	67C-11	765 346	Misc	766 272	Misc
764 517	67A-5	764 775	67C-6	765 347	Misc	766 277	Misc
764 518	65B-6	764 776	67C-12	765 348	Misc	766 280	Misc
764 519	35-14	764 783	25A-8	765 353	Misc	766 337	Misc
764 522	29B-19	764 783	29A-8	765 354	Misc	766 352	Misc
764 524	25B-14	764 821	79-46	765 365	Misc	766 353	Misc
764 525	33A-12	764 821	79A-47	765 369	Misc	766 355	Misc
764 527	66B-8	764 831	85-3	765 374	Misc	766 511	56-24
764 528	66B-10	764 832	85-16	765 375	Misc	766 515	79B-9
764 696	79-49	764 833	85-18	765 381	Misc	766 516	79B-9
764 696	79A-49	764 834	85-12	765 394	Misc	766 526	79B-9
764 696	79B-12	764 874	65A-7	765 402	35-13	766 527	79B-9
764 697	79B-12	764 876	25A-5	765 403	49-6	766 528	Misc.
764 697	79-50	764 876	29A-5	765 454	35-12	766 530	79B-9a
764 697	79A-50	764 877	35-6	765 455	35-20	766 533	79B-9
764 698	79-51	764 878	67A-8	765 456	25A-4	766 538	79B-9
764 698	79A-51	764 879	67A-12	765 456	29-4	766 539	79B-9
764 698	79B-12	764 880	63B-38	765 457	67C-25	766 540	79B-9
764 701	79-54	764 880	63C-29	765 465	29B-15	766 541	79B-9
764 701	79A-54	764 881	67A-13	765 468	25B-19	766 542	79B-9
764 702	79-55	765 124	Misc	765 470	65D-5	766 543	79B-9
764 702	79A-55	765 126	Misc	765 471	65D-11	766 544	79B-9
764 703	79-56	765 128	Misc	765 472	65D-13	766 545	79B-9

**PIPER AIRCRAFT
PA-46-310P/350P MALIBU
AIRPLANE PARTS CATALOG**

NUMERICAL INDEX

Part Number	Figure and Index No.	Part Number	Figure and Index No.	Part Number	Figure and Index No.	Part Number	Figure and Index No.
766 546	79B-9						
766 547	79B-9						
766 603	Misc						
766 609	Misc						
766 613	Misc						
766 628	Misc						
766 638	Misc						
766 651	Misc						
766 654	Misc						
766 656	Misc						
766 657	Misc						
766 662	Misc						
766 663	Misc						
766 665	Misc						
766 687	Misc						

**PIPER AIRCRAFT
PA-46-310P/350P MALIBU
AIRPLANE PARTS CATALOG**

THIS PAGE INTENTIONALLY LEFT BLANK

**PIPER AIRCRAFT
PA-46-310P/350P MALIBU
AIRPLANE PARTS CATALOG**

**PAGES 3H14 THRU 3L24
INTENTIONALLY LEFT BLANK**